




How to draw Ginger!


Just follow the simple steps below

Draw two beans for
Ginger's body and head




1.

Add six petals around
the head and connect
them



2.

Add some rectangles
to be Ginger's legs and
a base for
her tail




3.

Give her a nice
bushy tail!




4.

Draw Ginger's three
horns



5.

Add in her eyes



6.

Now, give her a big smile!
Don't forget the
snout!



7.

Add the details!



8.