

# Voice Control with Amazon's Alexa





## Start Talking to Alexa

### Alarm.com Skill

Simply ask your system to perform commands or learn the status of your smart home devices. Each time begin by saying 'Alexa, ask Alarm.com...' You'll be able to run a Scene, change the thermostat, turn off the lights, disarm the panel, close the garage door, and more!

Secure commands, such as disarm the system, unlock the door and open the garage, are protected behind a 4-digit pin that can be set up during skill set-up.




### Just say "Alexa, ask Alarm.com..."

-  to Arm Stay my system
-  to lock my front door
-  is my garage door closed?
-  to Sleep

### Alarm.com Smart Home Skill

The Smart Home skill allows you to talk directly to Alexa and does not require saying 'Alarm.com.' Simply say 'Alexa...' You'll be able to change the thermostat temperature and turn your lights on and off.

### Just say "Alexa..."

-  dim my living room lights
-  turn off my living room light
-  set my thermostat to 72 degrees

## Set-Up Alarm.com and Alarm.com Smart Home Skills

### 1. Install Your Alexa-Enabled Device

Get voice control for your Alarm.com smart home system with any Alexa-enabled device, including the Amazon Echo, Echo Dot, Echo Show or FireTV Voice Remote. Follow the installation instructions that came with the device. Now you're ready to sync the device with Alarm.com.

### 2. Enable the Alarm.com and Alarm.com Smart Home Skills

- To enable the Alarm.com Skill, simply say, 'Alexa, talk to the Alarm.com Skill'
- To enable the Smart Home Skill, simply say, 'Alexa, talk to the Alarm.com Smart Home Skill.'

A card for each skill will appear at the top of your dashboard on the Alexa app. Tap 'Link Skill' on each card.

### 3. Sync Alarm.com with Alexa

You will be prompted to enter your Alarm.com account login and password to sync your account with Alexa.

### 4. Discover Devices

*(Alarm.com Smart Home Skill Only)*

Alexa will automatically start discovering your Lights and Thermostats after syncing the skill. If Alexa does not start discovering automatically you can say, 'Alexa, discover my devices.' The list of devices will appear in the 'Smart Home' section of the Alexa App.

For questions about either Alexa Skills, visit [alarm.com/alexa](http://alarm.com/alexa) or contact your service provider.