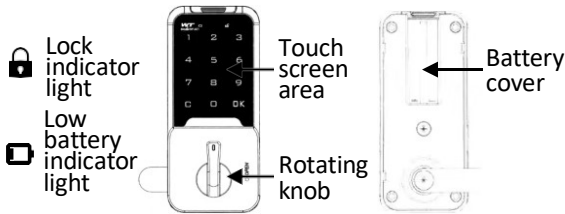


TUOJUE ELECTRONIC LOCK INSTRUCTIONS (USER MANUAL)





Note: For logistics reasons, the electronic lock is not equipped with batteries, we are sorry that **2 AAA** batteries need to be self purchased.

Lock User Function

LOCK AND OPEN

Open

1. Enter factory user password "1234+ **OK**" or administrator password "4321+ **OK**"
 2. A long "BEEP" will be heard,  is steady on
 3. Turn knob to **OPEN** position within 3 seconds
- Three "BEEP...BEEP...BEEP" will heard when the password is wrong
 -  Battery indicator light is steady on, the battery needs recharging


Note: After opening the lock using the administrator password, the user password will be automatically restored to the factory password: **1234**

Lock

1. Turn knob to **LOCK** position



USER SETTINGS

Changing factory password



1. Changing the factory user password "1234+ **C**" key or changing the factory admin password "4321+ **C**" key
2. A long "BEEP" will be heard,  is "**RAPID FLASHING**"
3. Enter new password such as "123123+ **OK**" key, then a long "BEEP" will be heard, which means the password is changed successfully

Note: The password can contain 4 to 15 digits. The administrator password cannot be the same as the user password

Enable and close public mode

1. Enter the correct admin password "****+ **OK**" key, a long "BEEP" will be heard,  is steady on
2. Hold "**OK**" key again over 2 seconds,  is keep flashing
3. Enable it: enter number "**4,4**" and press "**OK**" a long "BEEP" will be heard, which means public mode is successful
4. Close it: enter number "**4,3**" and press "**OK**" a long "BEEP" will be heard, which means public mode is closed

Enable and close fake password mode

1. Enter the correct admin password "****+ **OK**" key, a long "BEEP" will be heard,  is steady on
2. Hold "**OK**" key again over 2 seconds,  is keep flashing
3. Enable it : enter number "**4,2**" and press "**OK**"

3. Close it: enter number "**4,1**" and press "**OK**", a long "BEEP" will be heard

Note: When fake password mode is enabled, you can mask the correct password by inputting random passwords before and after the correct password. If a consecutive password is the same as the preset password, the password is verified successfully




SPECIAL INSTRUCTIONS

1. Password Error warning:

If you enter the wrong password for four consecutive times for malicious attempt to open, the keyboard will be locked for 60 seconds and a warning sound will be issued. Any key press during this period will be invalid

2. Replace the battery:

Pull out the battery compartment, put two **AAA** batteries into the battery compartment in the correct direction, two "BEEP" will heard

phenomenon	Main reason	Solution
Correct password but two long "BEEP" and   blink twice	Battery low	Change battery
Correct password but a long "BEEP" and  is steady on	The knob is out of position	Turn the knob to its normal position

WASAI®

Thank you for your purchasing!