

ADCRAFT®



GRID-16, GRID-24, GRID-30 Countertop Griddles

This manual contains important information regarding your *Admiral Craft* unit. Please read this manual thoroughly prior to equipment set-up, operation and maintenance. Failure to comply with regular maintenance guidelines outlined in this manual may void the warranty. MUST READ!!!

WARNINGS

- Do not touch any hot surfaces
- Do not immerse unit, cord or plug in liquid at any time
- Unplug cord from outlet when not in use and before cleaning
- Plug only into a 3-hole grounded electrical outlet
- Do not operate unattended
- Do not use this unit for anything other than intended use
- Do not use outdoors
- Always use on a firm, dry and level surface at least 12" from walls or any other obstruction
- Do not use if unit has a damaged cord or plug, in the event the appliance malfunctions, or has been damaged in any manner
- Keep children and animals away from unit
- Any incorrect installation, alterations, adjustments and/or improper maintenance can lead to property loss and injury. All repairs should be done by authorized professionals only
- Ensure that the designated power supply is adequate for continual usage and the voltage is correct

In order to protect the plates of your new grill during transportation, a layer of food-safe oil was coated on the surface prior to shipment. This oil is harmless, but must be removed before you begin to use. To remove, preheat the grill until the oil liquefies. Next, carefully wipe away the melted oil with a clean, soft cloth. Once all of the oil is removed you can begin to use your grill

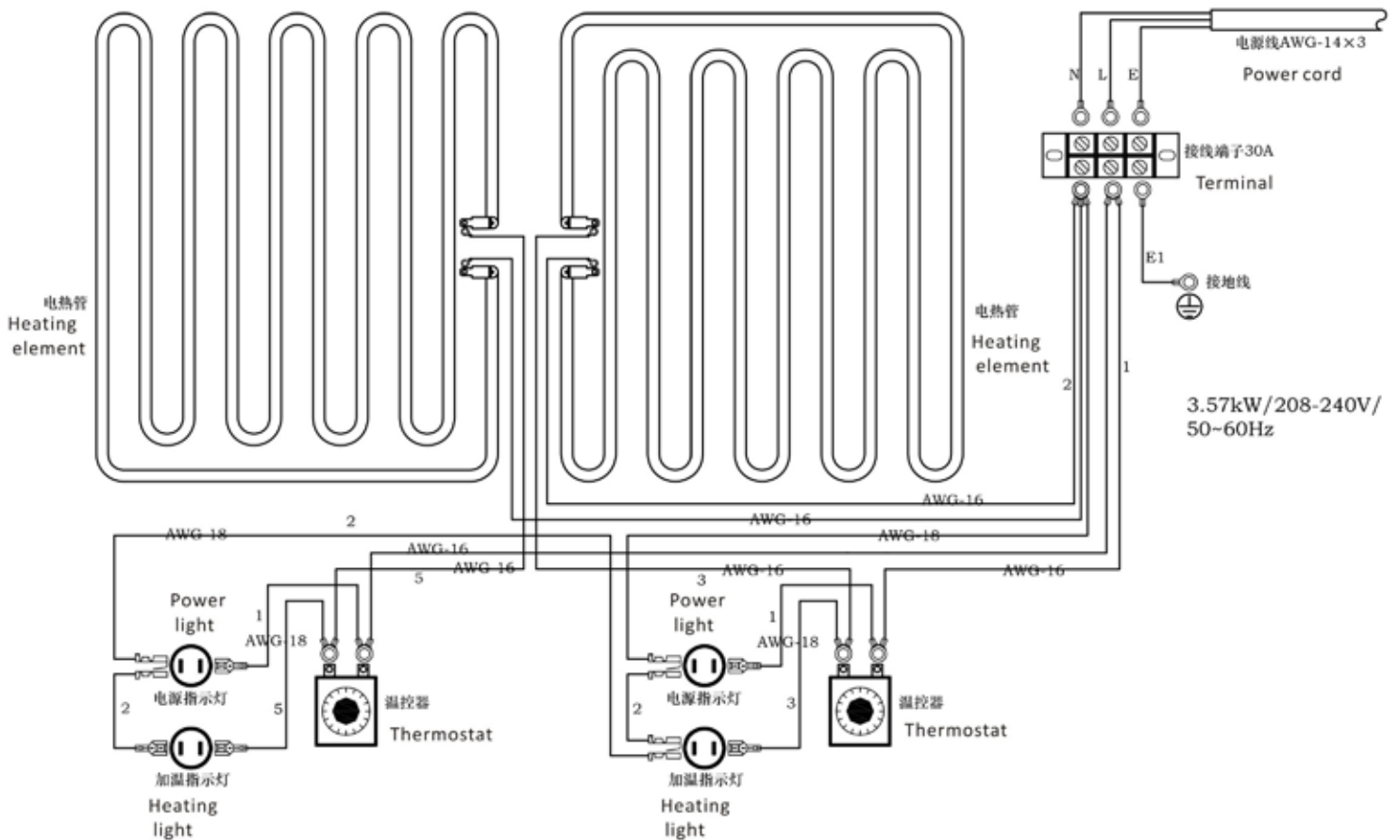
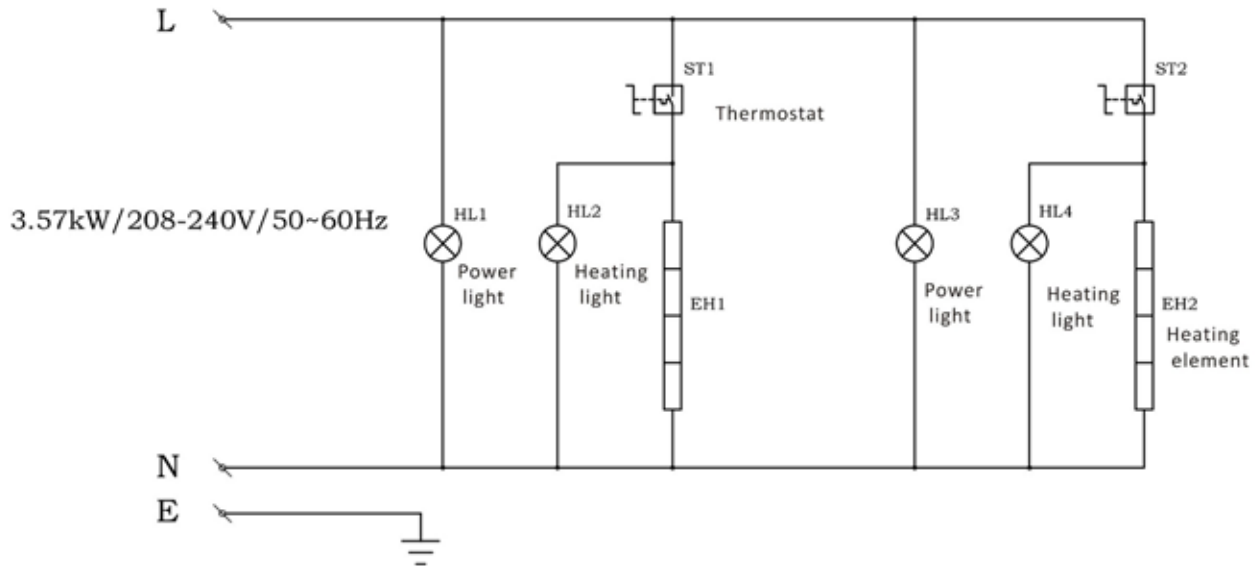
TO USE

1. Un-box unit and remove protective packaging
2. The cooking area is coated with an oil based protectant to prevent rusting during shipment. This protectant will need to be cleaned off before use with a food safe degreaser.
3. Plug the power cord into the appropriately rated outlet
4. The green power light will illuminate
5. Turn the temperature controller clockwise to the desired temperature
6. When the surface reaches the designated temperature, the indicator light will shut off and cycle to maintain the temperature.
7. For best results allow unit to preheat for 15 minutes before placing food on the surface.

CLEANING - NOTE: To maintain cleanliness and increase service life, the griddles should be cleaned daily. Do not immerse the griddle in water or any other liquid, if liquid enters the electrical compartment it may cause a short circuit or electrical shock

1. Before cleaning or attempting to move griddle, unplug and let the unit cool completely
2. Wipe the entire unit with a clean soft cloth until it is completely dry
3. To avoid damage, do not use abrasive cleaners or scouring pads
4. If soap or chemical cleaners are used, be sure they are completely rinsed away with clear water immediately after cleaning. Chemical residue could damage or corrode the surfaces of the unit.

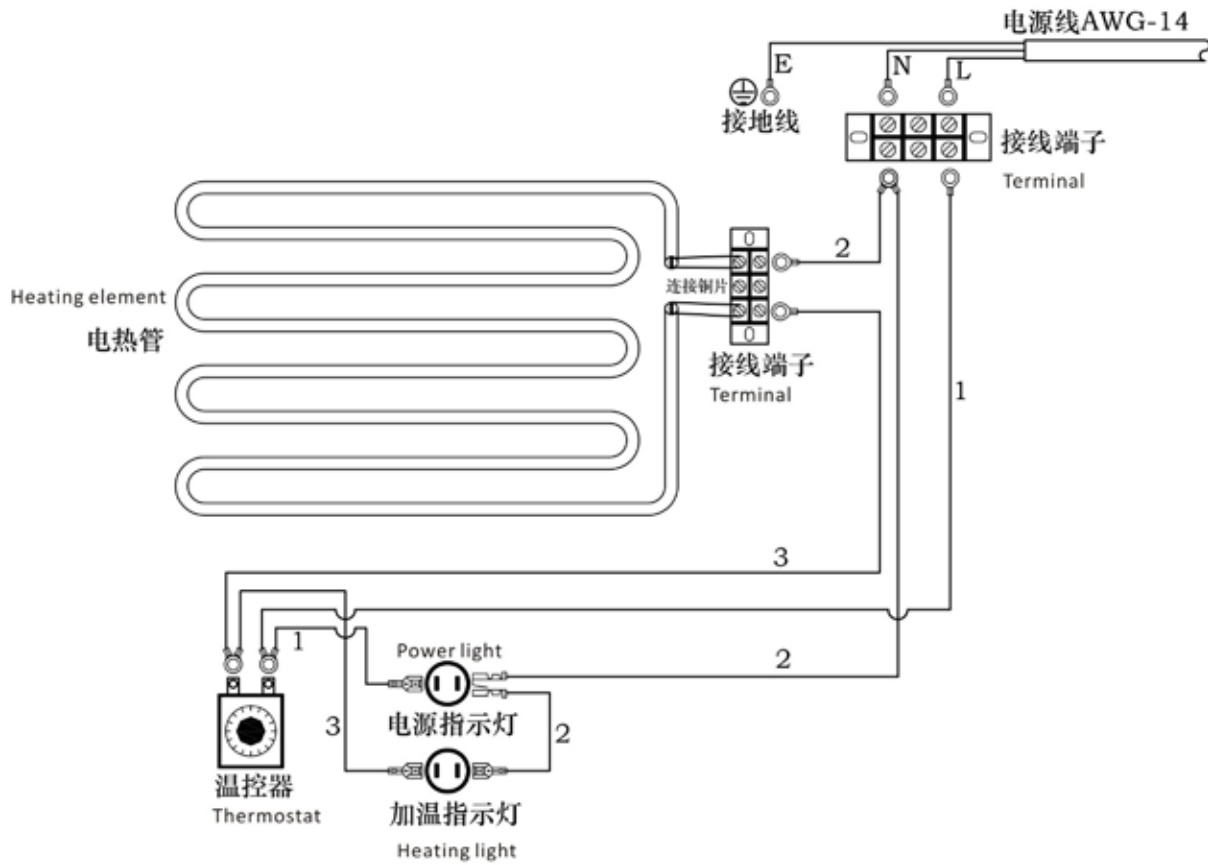
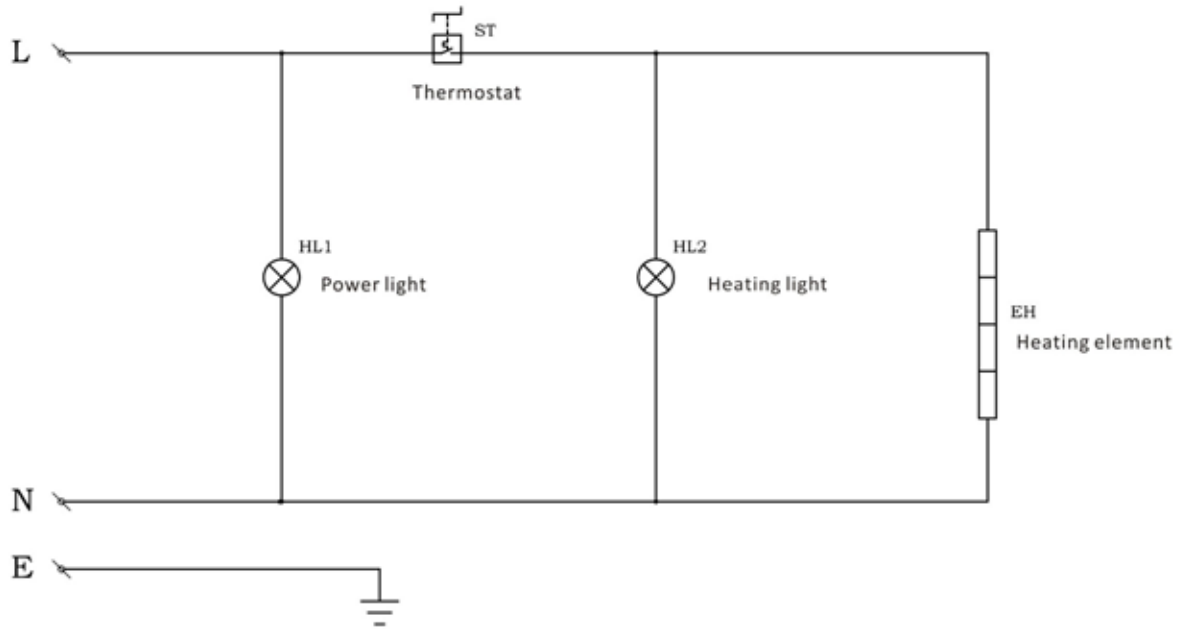
Griddle GRID-24 Circuit diagram



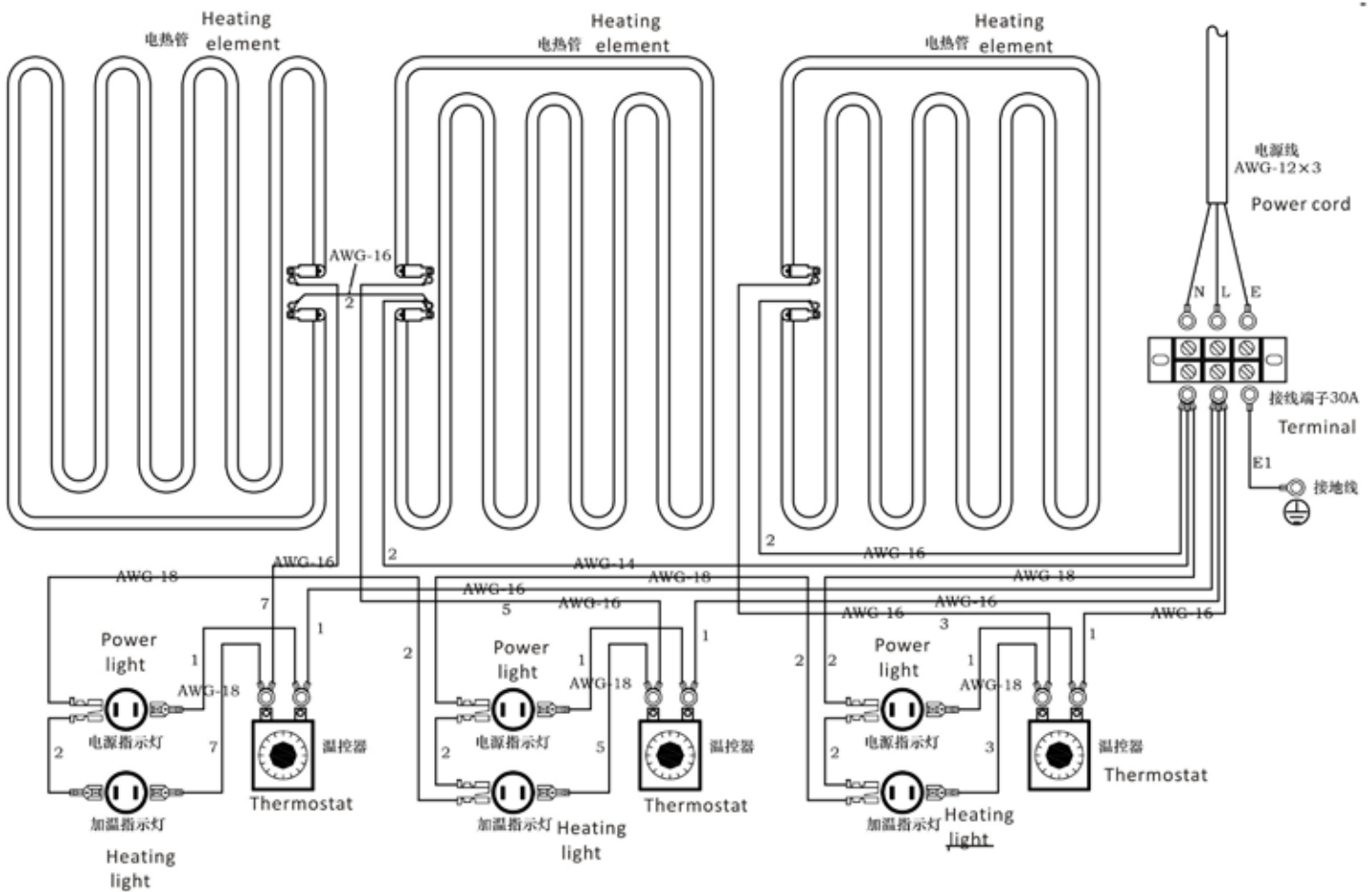
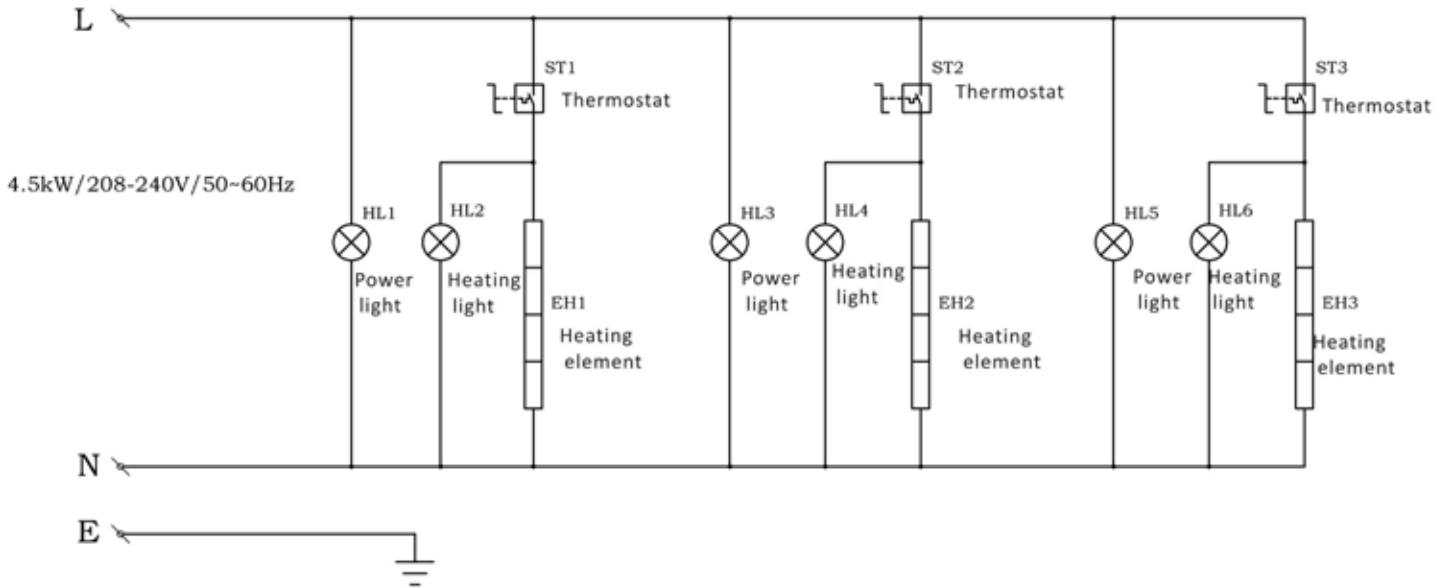
Griddle GRID-16

Circuit diagram

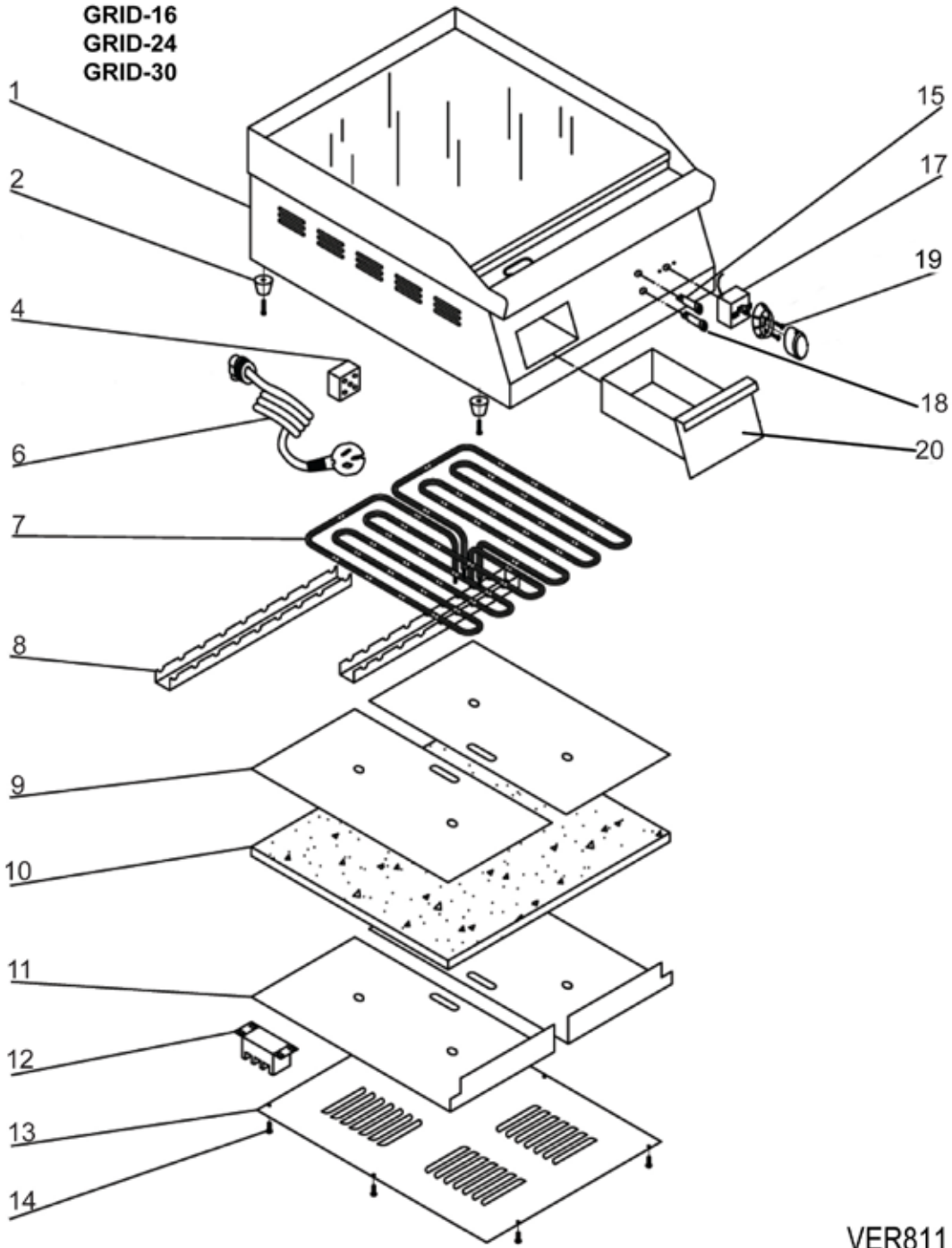
AC/120V/60Hz/1.75kW-14.6A



Griddle GRID-36 Circuit diagram



GRID-16
GRID-24
GRID-30



VER811

Griddles - GRID-16, 24, 30

Reference Number	GRID-16 Part Number	GRID-24 Part Number	GRID-30 Part Number	Description
1				Body
2	GRID-2	GRID-2	GRID-2	Rubber Foot and Screw
4	GRID-4	GRID-4	GRID-4	Terminal
6	GRID16-6	GRID24-6	GRID30-6	Power Cord and Strain Relief
7	GRID16-7	GRID24-7	GRID30-7	Heating Element
8				Pressure Board for Element
9				Partition Plate for Insulation
10				Heat Preservation Insulation
11				Cover Board for Insulation
12	GRID-12	GRID-12	GRID-12	Terminal
13				Bottom Plate
14				Screw for Bottom Plate
15	GRID-15	GRID-15	GRID-15	Power Indicator Light - Green
17	TH-1201	TH-1201	TH-1201	Thermostat
18	GRID-18	GRID-18	GRID-18	Temperature Indicator Light - Orange
19	GRID-19	GRID-19	GRID-19	Knob Base, Knob and Screw for Thermostat
20	GRID-20	GRID-20	GRID-20	Oil Collector

ACE Electrical Equipment One Year Warranty

ACE warrants its equipment against defects in materials and workmanship, subject to the following conditions: This warranty applies to the original owner only, and is not assignable.

ACE Electrical Equipment is warranted for one year, effective from the date of purchase by the original owner. A copy of the original receipt or other proof of purchase is required to obtain warranty coverage.

Should any product fail to function in its intended manner under normal use within the limits defined in this warranty, at ACE's discretion, such product will be repaired, replaced with a refurbished unit, or replaced with a new unit by ACE, after defective unit has been inspected and defect has been confirmed. ACE does not assume any liability for extended delays in replacing any item beyond its control. This warranty does not apply to rubber and non-metallic synthetic parts where usage, wear, or lack of preventative maintenance may create abnormal replacement rates, and these parts are excluded from this limited warranty.

This warranty covers products shipped into the 48 contiguous United States, Hawaii, and metropolitan areas of Alaska and Canada. Warranty coverage on products used outside the 48 contiguous United States, Hawaii and metropolitan areas of Alaska and Canada may vary. Contact ACE for details at 1-800-223-7750

The following conditions are not covered by warranty:

- Equipment failure relating to improper installation, improper utility connection or supply and problems due to improper ventilation.
- Equipment that has not properly been maintained, damage for improper cleaning, and water damage to controls.
- Equipment that has not been used in an appropriate manner, or has been subject to misuse, neglect, abuse, accident, alteration, negligence, damage during transit, delivery or installation, fire, flood, riot, or act of God.
- Equipment that has the model number or serial number removed or altered.
- Equipment on which the security seal has been broken.

If the equipment has been changed, altered, modified, or repaired without express written permission from ACE, then the manufacturer shall not be liable for any damages to any person or to any property, which may result from the use of this equipment thereafter.

This equipment is intended for commercial use only. Warranty is void if equipment is used in other than a commercial application.

In the event your repair is not covered under the stated warranty provisions, parts are available by calling 1-800-223-7750. Equipment not covered by repair should be picked up from our warehouse facility within 10 business days from notification date. Any and all arrangements and expenses for the return of this merchandise is your responsibility.

“THE FOREGOING WARRANTY IS IN LIEU OF ANY AND ALL WARRANTIES EXPRESSED OR IMPLIED INCLUDING ANY IMPLIED WARRANTY OF MERCHANTABILITY OR FITNESS FOR PARTICULAR PURPOSES AND CONSTITUTES THE ENTIRE LIABILITY OF ACE. IN NO EVENT DOES THE LIMITED WARRANTY EXTEND BEYOND THE TERMS STATED HEREIN.”