

# solesavvy

ROTATING SHOE ORGANIZER

LOFT  
+ IVY



USER MANUAL

Say goodbye to boring, step-by-step guides.  
You're not building a rocket, we're here to  
make the process enjoyable.



Scan the QR code  
to watch our fun-filled  
**FREE Assembly Video**

LOFT  
+IVY

Designed for home.  
Crafted for life.

## Hello there!

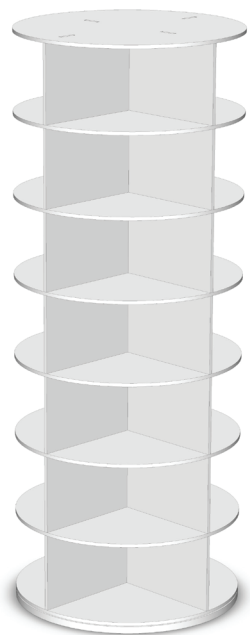
Gone are the days of mind-numbing assembly instructions and soulless, mass-produced furnishings. We're here to infuse your living spaces with a touch of humor and carefully curated furniture and decor that exudes personality. Loft + Ivy isn't just another brand; we're your trusted partner in making your home into the ultimate gathering place.

We're here to help. If you have any questions about your purchase we welcome you to contact our customer support team.

**Phone**  
(855) 929-2488

**Email**  
support@loftandivy.com

**Website**  
www.loftandivy.com



## Specs

Diameter: 25"

Height: 63.5"

Shelf quarter length: 12.5"

Shelf height: 8.5"

Weight: 43lb

## Table of Contents

Specs	4
Parts	5
Assembly Instructions	6
Warranty	11
Fun Puzzles	12

## Parts

Base (x1)



**A**

Wall (x14)



**B**

Shelf (x6)



**C**

Top (x1)



**D**

# Assembly Instructions

Time to get your thinking cap on!

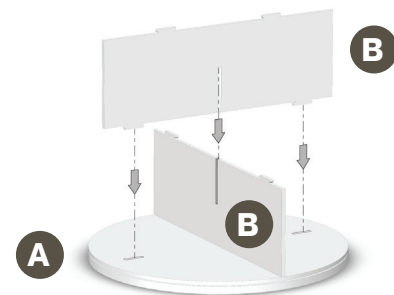
## STEP 1

Insert Wall **(B)** into Base **(A)** as shown.



## STEP 2

Insert another Wall **(B)** into Base **(A)** as shown.



## STEP 3

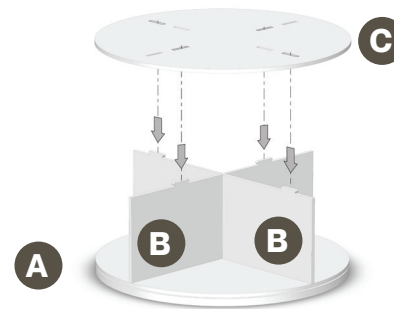
Insert Shelf **(C)** onto the two Walls **(B)** as shown.

*Note: All Shelf **(C)** parts have 8 holes.*



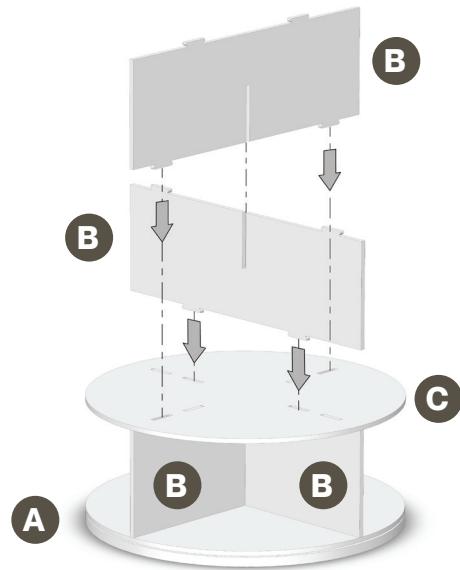
**Feeling the need for a breather,  
for yourself or a little one?**

Skip ahead to page 12 for a delightful  
break with the kid distraction puzzle!



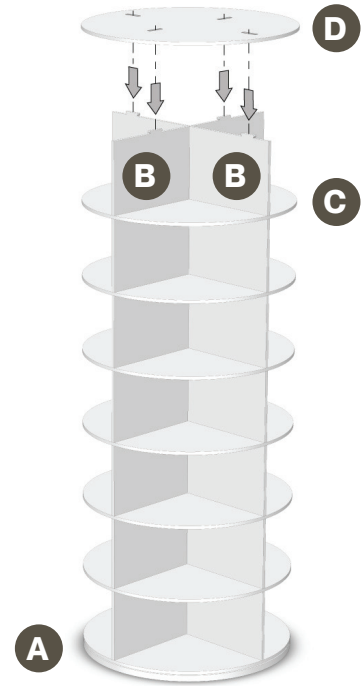
## STEP 4

*Get ready to steal the show!*  
Keep the assembly groove alive with  
an encore of **STEP 1** to **STEP 3**.



## STEP 5

To put the cherry on top,  
top off your masterpiece by mounting  
Top (D) onto Walls (B) as demonstrated.





## Congratulations, you nailed it!

Go and grab a snack,  
you earned it!

## How did you use it?

Tag us in your photos to share  
how you used SoleSavvy in your  
own unique way!



@loftandivy

#loftandivy

## Two-Year Warranty

At Loft + Ivy, quality reigns supreme. We hold ourselves to the highest standards, surpassing the expectations of our loyal customers. - that is why we offer a two year warranty.

**Please make sure you activate your warranty  
within 14 days of purchase.**




### Don't forget!


Please register your product by  
scanning this QR code or visiting  
[www.loftandivy.com/warranty](http://www.loftandivy.com/warranty)

**Need a rest?  
Kids getting bored?**

Have a shoe-maze-ing break  
with our puzzles!



**Trials of the Missing Shoes**



LOFT  
+IVY

Designed for home.  
Crafted for life.



[www.loftandivy.com](http://www.loftandivy.com)