























































SPEEDMATCH

FOUNDATION COLOUR MATCHING

	SKIN TONE	AMAZING BASE	PUREPRESSED BASE	LIQUID MINERALS	DREAM TINT	GLOW TIME	BEYOND MATTE
FAIR		NEUTRAL	WARM GOLD/YELLOW UNDERTONES	COOL PINK/BEIGE UNDERTONES			
		 IVORY	 BISQUE	 LIGHT BEIGE			
		Ivory is available only in PurePressed and Amazing Base.					
LIGHT		NEUTRAL	WARM GOLD/YELLOW UNDERTONES	COOL PINK/BEIGE UNDERTONES			
		 RADIANT	 WARM SILK	 LIGHT BEIGE			
LIGHT TO MEDIUM		NEUTRAL	WARM GOLD/YELLOW UNDERTONES	COOL PINK/BEIGE UNDERTONES			
		 SATIN	 AMBER	 WARM SIENNA			
MEDIUM		NEUTRAL	WARM GOLD/YELLOW UNDERTONES	COOL PINK/BEIGE UNDERTONES			
		 SUNTAN	 GOLDEN GLOW	 SWEET HONEY			
MEDIUM TO DARK		NEUTRAL	WARM GOLD/YELLOW UNDERTONES	COOL PINK/BEIGE UNDERTONES			
		 RIVIERA	 LATTE	 GOLDEN TAN			
		Riviera and Teakwood are available only in PurePressed Base.					
DARK		NEUTRAL	WARM GOLD/YELLOW UNDERTONES	COOL PINK/BEIGE UNDERTONES			
		 CARAMEL	 AUTUMN	 FAWN			
		Fawn and Autumn are available only in PurePressed Base.					
DEEP		NEUTRAL	WARM GOLD/YELLOW UNDERTONES	COOL PINK/BEIGE UNDERTONES			
		 VELVET	 COGNAC	 WARM BROWN			
		All deep shades are available only in PurePressed Base.					
DEEPER		NEUTRAL	WARM GOLD/YELLOW UNDERTONES	COOL PINK/BEIGE UNDERTONES			
		 MAHOGANY	 BITTERSWEET	 COCO*			
		All deeper shades are available only in PurePressed Base.					










SPEEDMATCH

FOUNDATION COLOUR MATCHING


PRIMER

	SMOOTH AFFAIR® FACIAL PRIMER & BRIGHTENER	SMOOTH AFFAIR® FOR OILY SKIN	ABSENCE® OIL CONTROL PRIMER
SKIN TYPE	normal to dry	combination to oily	extremely oily & acneic
HELPS WITH	hydrating while minimising pores	controlling oil & shine in a lightweight formula	smoothing out texture & controlling oil

FOUNDATION

	AMAZING BASE® SPF 20	PUREPRESSED® BASE SPF 20**	LIQUID MINERALS® NO SPF	DREAM TINT® SPF 15	GLOW TIME® SPF 25***	BEYOND MATTE™ NO SPF
DESIRED FINISH	luminous	semi-matte	dewy	light	velvety	demi-matte
DESIRED COVERAGE	sheer to full	sheer to full	sheer to medium	sheer to medium	full	medium to full
SHEER COVERAGE	Chisel Powder Brush 	The Handi Brush 	Flocked Sponge 	Fingertips	Fingertips: Mix with Smooth Affair of choice	Foundation Brush 
MEDIUM COVERAGE	Layer for more coverage	Layer for more coverage	Foundation Brush 	Blending Brush 	Blending/Contour Brush 	Blending/Contour Brush 
FULL COVERAGE	Flocked Sponge	Flocked Sponge	Finish with PurePressed Base or Amazing Base	Finish with PurePressed Base or Amazing Base	Finish with PurePressed Base or Amazing Base	Blending/Contour Brush 

SPRAY

	BALANCE	LEMONGRASS LOVE	D20™	POMMISS™	
SPRITZ TO SET	 Oily/Combination skin	Oily/Combination skin	Normal/Dry skin	All skin types	

Concealer Reference Guide



	BENEFITS	KEY INGREDIENTS	PRO APPLICATION	SHADES
ACTIVE LIGHT® UNDER-EYE CONCEALER	<ul style="list-style-type: none"> An under-eye concealer and facial highlighter. Refracts light creating a soft-focus finish. Provides sheer to medium coverage for under-eye shadows. Reduces puffiness, calms and soothes. For people whose main concern is dehydration, and fine lines. Won't crease or crepe. Instantly brightens complexion. Use under or over powders. Use twice daily over 30 days to notice a 10% reduction in puffiness. 	<ul style="list-style-type: none"> Titanium Dioxide Boron Nitride Crambe Maritima Leaf Extract (potent certified organic Seaweed Extracts) Laminaria Ochreluca (potent certified Seaweed Extracts) Avocado Oil White Tea Leaf Extract Rosehip Fruit Oil 	<ul style="list-style-type: none"> Very little product is needed for complete coverage. Twist the bottom of the wand until product is dispensed through the brush, decanter a small amount onto a sanitised <i>jane iredale Metal Palette</i>. Using the Camouflage Brush, pick up a small amount of product and stipple onto desired eye area, then blend and feather the edges using the Crease Brush. 	<ul style="list-style-type: none"> No.1 & No.2 - yellow based, neutralises redness (Circle\Delete #1). No.3 & No.4 - peach based, neutralises blue, violet & grey (Circle\Delete #2). No.5 - yellow/brown based, neutralizes redness in darker skin tones. No.6 - orange/brown based, neutralises brown and black in darker skin tones.
CIRCLE\DELETE® CONCEALER	<ul style="list-style-type: none"> An eye conditioner and concealer high in vitamins A, C, D and E. Calming and soothing. Helps to prevent trans-epidermal water loss. Healing and protective. Excellent coverage for dark under-eye circles. 	<ul style="list-style-type: none"> Moringa Seed Oil Avocado Oil Green Tea Extract Algae Extract Grape Seed Extract Beeswax Pine Bark Extract Cucumber fruit extract 	<ul style="list-style-type: none"> Colour duo can be blended in order to achieve the exact shade required. Decanter a small amount of Circle\Delete onto a sanitised <i>jane iredale Metal Palette</i>. Using the Camouflage Brush pick up a small amount of product and stipple it onto the skin. Apply product to inside corner of the eye and under the lashes and entire under eye area. A crisscross motion will ensure that the concealer will cover all areas including indentations. Using the Crease Brush to smooth and feather edges. 	<ul style="list-style-type: none"> Circle\Delete No. 1 - yellow undertone. Covers red, pink tones around the eye area on a fair skin. Circle\Delete No. 2 - peach undertone. Covers blue, grey, ashy tones or hyperpigmentation on fair skin. The dark peach color in Circle\Delete 2 effectively neutralizes blue, so it can also be used as a concealer for surgical bruises.
ENLIGHTEN CONCEALER™	<ul style="list-style-type: none"> The ultimate concealer for very dark under-eye circles, post traumatic hyperpigmentation or bruising. Brighten and revitalize the look of tired eyes. Rich in anti-irritant and antioxidant properties. 	<ul style="list-style-type: none"> Amazonian Marapuama Extract Suma Root Extract White Lilly Flower Extract Algae Extract Moringa Seed Oil 	<ul style="list-style-type: none"> Choose a shade the same depth of colour as your skin. Decanter a small amount of Enlighten Concealer onto a sanitised <i>jane iredale Metal Palette</i>. Using the Camouflage Brush pick up a small amount and lightly pat onto the pigmented area. Using the Crease Brush, blend to smooth and feather edges. Next, use complexion shade of loose or pressed powder and dust over the top to set concealer for longer wear using the Chisel Powder Brush. If more coverage is needed, roll press complexion shade of loose or pressed minerals. 	<ul style="list-style-type: none"> Enlighten #1 - a light orange/peach undertone for a light to medium complexion. Enlighten #2 - a darker orange/peach undertone for a medium to dark complexion.

Concealer Reference Guide



	BENEFITS	KEY INGREDIENTS	PRO APPLICATION	SHADES
DISAPPEAR@ CONCEALER	<ul style="list-style-type: none"> • A matte, oil-free, opaque concealer. • Camouflages distractions such as acne, scars, tattoos, veins and port wine stain. • Ingredients may help acneic skin. • Superior coverage with state of the art liposome formula. • Soft, hygienic, gel applicator that allows application directly onto the skin. • Provides antioxidant protection. • Does not contain wheat - all shades are vegan. 	<ul style="list-style-type: none"> • Olive Oil Decyl Esters • Squalene • Organic Willow Bark Extract • Rosemary Leaf Extract • Tripleurospermum Maritimum Extract (Seaweed Extract) 	<ul style="list-style-type: none"> • Squeeze a small amount of Disappear Concealer onto a sanitised <i>jane iredale Metal Palette.</i> • Using the Camouflage Brush pick up product and apply to skin in a patting motion, blend and feather edges using the Crease Brush. • If more coverage is needed, wait for first layer to dry then apply a second layer over the top using the same technique. 	<ul style="list-style-type: none"> • Light – a light yellow undertone (similar to Bisque) for light to medium light complexions. • Medium Light – a medium light depth with yellow and peach undertones (similar to Warm Silk), will help cover redness and help neutralise hyperpigmentation on a medium complexion. • Medium – a medium yellow based (similar to Warm Sienna & Golden Glow) will cover redness on a medium complexion. • Medium Dark – Orange/yellow undertones (similar to Golden Glow & Latte) will cover redness on a medium – dark complexion. • Dark - Yellow/orange undertone will help neutralise redness or hyper-pigmentation from acne scarring on a dark / global skin tone.
CORRECTIVE COLOURS KIT	<ul style="list-style-type: none"> • A professional palette created for camouflaging all the stages of bruising. • Can be used to cover hyperpigmentation, tattoos and dark circles. • The formula works to calm, soothes and assist with healing of the skin. • Pure pigments help to effectively conceal discoloration. 	<ul style="list-style-type: none"> • Green Tea Leaf Extract • Iron Oxides • Grape Seed extract • Beeswax • Moringa Butter • Avocado Oil 	<ul style="list-style-type: none"> • Decanter a small amount of corrective colours onto a sanitised <i>jane iredale</i> palette, pick up product with the Camouflage Brush and apply to skin using a patting motion. • Blend and feather edges using the Crease Brush. For more coverage roll press Pressed or Loose Mineral Powders over the top. 	<ul style="list-style-type: none"> • Yellow cancels out red/ pink/ break outs, Rosacea, broken capillaries, veins. • Lilac cancels out Yellow / sallow skin particularly where bruising occurs. • Peach cancels out Blue, Purple, Grey, ashy tones. • Beige acts as a general neutral concealer, can be used with the above tones to blend one another.
ZAP&HIDE BLEMISH CONCEALER	<ul style="list-style-type: none"> • Highly pigmented treatment concealer with hygienic metal applicator. • Customisable coverage. • Creamy formula with a natural, matte finish. • Contains beneficial antioxidants to protect. • Minimises appearance of redness. • Helpful for acneic skin. • Vegan and Wheat free. 	<ul style="list-style-type: none"> • Leptospermum Scoparium Leaf Extract (New Zealand Tea Tree Oil) • Psoralea Corylifolia • Myrtle Oil • Willow Bark Extract • Green Tea Leaf Extract • Avocado Oil 	<ul style="list-style-type: none"> • Squeeze a small amount of Zap&Hide Concealer onto a sanitised <i>jane iredale</i> palette. • Using the Camouflage Brush, pick up product and apply to skin in a patting motion. • Blend and feather edges using the Crease Brush. • If more coverage is needed, wait for first layer to dry then apply a second layer over the top using the same technique. 	<ul style="list-style-type: none"> • Z1 - light yellow based - will help to cover redness on a light, fair complexion. • Z2 - medium yellow based (similar to Golden Glow) will help to cover redness on a medium - medium dark complexion. • Z3 - medium to dark yellow based with peach undertones (similar to Caramel/Autumn).