

# BUDWEISER RED LIGHT™ INSTRUCTION MANUAL

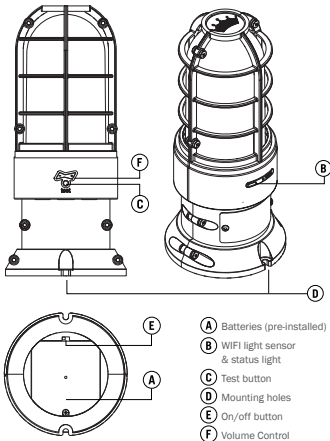


BUDWEISER IS NOT AN OFFICIAL SPONSOR OF THE NHL® OR ANY OTHER HOCKEY LEAGUE. THIS PRODUCT IS NOT LICENSED BY, SPONSORED BY, OR OTHERWISE ASSOCIATED WITH THE NATIONAL HOCKEY LEAGUE®, ANY OTHER HOCKEY LEAGUE, OR ANY OF THEIR RESPECTIVE MEMBER TEAMS.

CONGRATULATIONS ON PURCHASING A  
**BUDWEISER RED LIGHT™!**

Here is what you will need to install:

- iPhone® or Android™ smartphone.
- Wireless internet connection – powered by a WIFI router.



*NOTE: If you wish to mount your Budweiser Red Light, you may need supplies such as screws, anchors, drills and other similar tools. You should contact an expert to determine the proper installation requirements for your location.*

THE BUDWEISER RED LIGHT IS NOT A TOY. IT SHOULD ONLY BE USED BY ADULTS OF LEGAL DRINKING AGE IN THEIR PROVINCE/STATE OF RESIDENCE. BUDWEISER IS NOT RESPONSIBLE FOR ANY DAMAGE OR INJURY INCURRED DURING INSTALLATION.



## STEP 1

# DOWNLOADING THE APP

---

- In order to get your Budweiser Red Light connected, you need to download our Budweiser Red Lights App from the App Store™ or Google Play™ Store (if using an Android smartphone).
- Search “Budweiser Red Lights”.



- Download the app.
- Once your app is downloaded, click to open.
- Follow the next steps in this instruction sheet before working through the app.

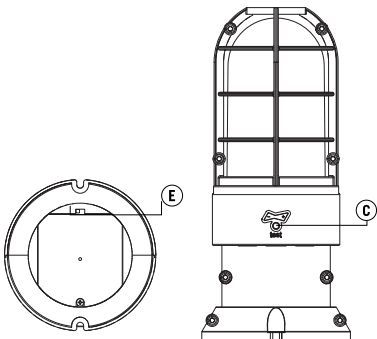


## STEP 2

# TURNING ON YOUR BUDWEISER RED LIGHT

---

- Turn on your Budweiser Red Light by switching the on/off button to "on" position on base. (E)
- To check your batteries are working press the red 'test' button. (C)





### STEP 3

## CONNECTING YOUR BUDWEISER RED LIGHT TO WIFI

---

- If you haven't done so already, open the Budweiser Red Lights App and follow the on screen instructions.

**IMPORTANT:** The device will not function in WIFI environments that require a secondary username and password (e.g. airports, shopping malls and other public areas that may require you to 'sign up' once connected to a network).

- Many home WIFI networks will be suitable for connection as they only require the network name and password. Note: You will need your WIFI network name and password to connect your Budweiser Red Light.
- Please ensure your smartphone is currently connected to the WIFI network that you wish to connect your Budweiser Red Light to.
- In order to connect your Budweiser Red Light, you must turn on your device and ensure the WIFI status light is flashing orange or red. If at any stage during the connection process your WIFI status light stops flashing before the light turns green, we suggest that you turn the Budweiser Red Light off completely, wait 30 seconds, then turn the device back on before continuing with the connection process.
- If connected successfully, your WIFI status light will flash green for a few minutes before entering a 'sleep mode,' at which point the status light may stop flashing. This is your device's way to conserve battery power. (Note: this may require a few attempts).

**NOTE:** If you have any trouble connecting your Budweiser Red Light, look for the "i" in the Budweiser Red Lights App for simple help topics.



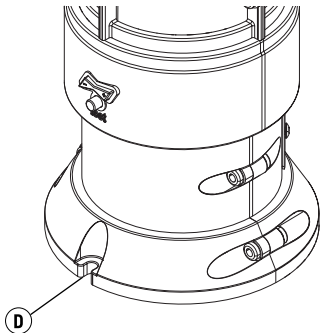
#### STEP 4

## INSTALLING YOUR BUDWEISER RED LIGHT

---

Your Budweiser Red Light is able to be mounted by utilizing the 2 screw holes provided in the base mounting plate. If you are not familiar with mounting such a product please ensure this is undertaken by a professional only.

- If you would like to mount the Budweiser Red Light in your home, choose a flat surface.
- You will need 2 screws that will fit comfortably in the ¼" eye sockets and are suitable for the substrate they are being screwed into. **D**
- Depending on your mounting needs, you may also require an anchor, drill, screwdriver or other appropriate mounting material to secure your light to your desired surface.



*BUDWEISER IS NOT RESPONSIBLE FOR ANY DAMAGE OR INJURY INCURRED DURING INSTALLATION.*



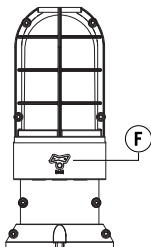
## STEP 5

# YOUR BUDWEISER RED LIGHT IS ACTIVE

---

Note: When registering on the Budweiser Red Lights App, please sign up with the same email address you provided during purchase of the light. This will help us to monitor your Budweiser Red Light remotely and diagnose any issues you may have.

- You can adjust the volume at any time by pushing the volume control located on the rear of the light. **F**
- If you leave your Budweiser Red Light on and the volume up, you will be prompted with an automated “5 minutes to game time” warning to ensure you never miss a game\*.  
\*Only if you selected this option during the setup process.
- If you ever want to update or change your cities, it’s simple: open the app and update your city selection from the list provided, then tap “Update”.
- If you wish to connect your light to a new WIFI network, you will be required to repeat the set up process again. To do this you must first “unpair” your light from its current WIFI network. Tap “Unpair” on the home screen to disconnect the Light and follow the onscreen prompts.



## APPENDIX

---

- Your Budweiser Red Light has been created to ensure long-lasting battery life. As such, your WIFI status light may not always be blinking as it is in “sleep mode” between games. It will automatically wake up a few minutes prior to game time.
- If you turn your Budweiser Red Light off and then turn it back on, it will flash red then green to show that you are reconnected.
- If you update your own personal WIFI settings, you will need to unpair your device and repeat the connection set up.
- The Budweiser Red Light comes with a one-year limited warranty. This warranty, including service information and other legal information is enclosed. See “Your Budweiser Red Light Warranty”.

**Important note on battery installation:**

Only 'D' cell 1.5V alkaline batteries should be used in this product. It is recommended that rechargeable batteries are not used in this product.

- For other information, updates, or troubleshooting please see the FAQ:

Canada: [www.budweiser.ca/redlight/FAQ](http://www.budweiser.ca/redlight/FAQ)

USA: <http://budredlights.com/faq.php>

BUDWEISER IS NOT AN OFFICIAL SPONSOR OF THE NHL® OR ANY OTHER HOCKEY LEAGUE. THIS PRODUCT IS NOT LICENSED BY, SPONSORED BY, OR OTHERWISE ASSOCIATED WITH THE NATIONAL HOCKEY LEAGUE®, ANY OTHER HOCKEY LEAGUE, OR ANY OF THEIR RESPECTIVE MEMBER TEAMS.