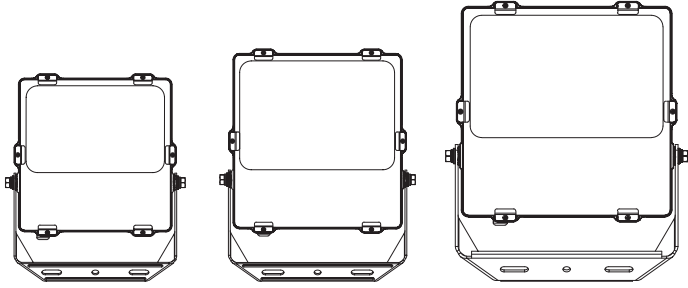


# atom

## INSTALLATION SHEET LED FLOODLIGHT AT9814

100W, 150W and 200W LED IP65 Floodlight.



### Product Specification

<b>Voltage</b>	220-240V~ 50/60Hz		
<b>Power consumption</b>	100W	150W	200W
<b>Lumen output</b>	13380lm	19745lm	25540lm
<b>Light colour options</b>	Daylight		
<b>Colour temperature</b>	5000K		
<b>Colour rendering index</b>	>70		
<b>Beam angle</b>	120°		
<b>Dimmable</b>	No		
<b>Warranty</b>	3 years		
<b>Working temperature</b>	-30°C – 45°C		
<b>IP Rating</b>	IP66		
<b>IK Rating</b>	IK08		
<b>Electrical classification</b>	Class I		
<b>Lifetime</b>	> 54,000 Hours		

### Product Range

Code	Dimensions
AT9814/100	H335 x W295 x D71mm
AT9814/150	H375 x W320 x D75mm
AT9814/200	H400 x W345 x D78mm

### SAFETY INFORMATION

Luminaires must be installed and fitted by a qualified electrician ensuring the installation complies to the current wiring regulations. The LED's in this floodlight **CANNOT BE REPLACED**. Ensure all electrical connections are secure and that there are no loose strands.

This floodlight is not dimmable.

Always switch off the mains supply before installation or servicing.

There are no other serviceable parts in this product.

Make sure that the fixings are adequate to support the weight of the floodlight and hold it rigidly.

The supplied mains cable of this luminaire cannot be replaced; if the cord is damaged, **DO NOT** dismantle the fitting or attempt to repair. Fitting does not need to be opened for installation. **NOTE: if the fitting is opened the IP rating will be compromised as this could allow water to enter the fitting, causing it to fail.**

### Installation

Read instructions and check you have all the tools and accessories to complete the installation correctly. Ensure there are no obstructions or services in the way.

Isolate the mains power supply before connecting the floodlight.

Position the floodlight in your desired position.

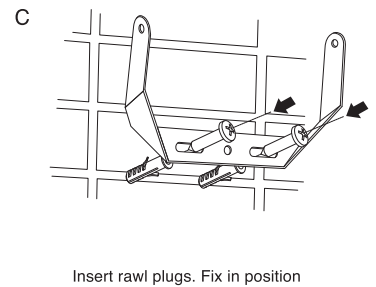
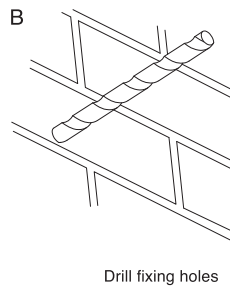
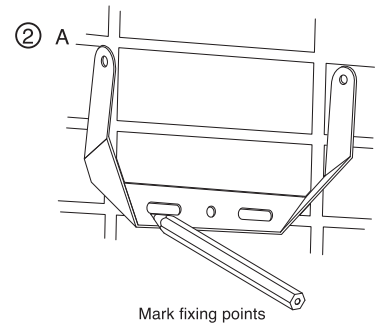
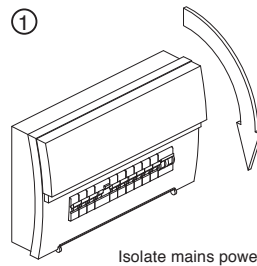
A. Mark out the fixing points using the floodlight handle and a pen/pencil. B. Drill fixing holes. C. Insert rawl plugs. Fix in position.

Terminate the loose ends of the 3-core cable to an appropriate IP rated junction box or similar, ensuring that the Live, Earth and Neutral polarities are observed.

Restore the mains power supply, switch on and test for correct operation.

Adjust the floodlight head towards the area to be illuminated and lock off using the two clamping bolts.

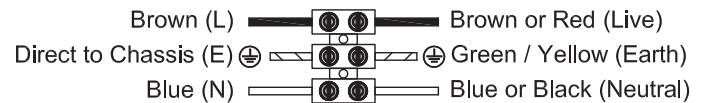
**THIS IS A CLASS I PRODUCT AND MUST BE EARTHED.**



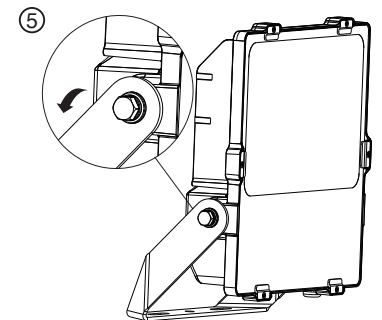
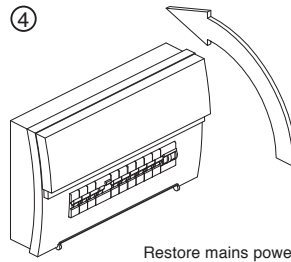
③

#### LUMINAIRE

#### MAINS SUPPLY



Terminate mains power supply



This product may contain substances that can be hazardous to the environment if not disposed of properly. Electrical and electronic equipment should never be disposed of with general household waste but must be separated for correct treatment and recovery. Where possible recycle your packaging. Please keep these instructions safe for future reference.

## Warranty

Atom products are distributed in Australia by Evolt Pty Limited ('us', 'our', or 'we'). Our contact information is set out at the bottom of this page.

Our goods come with guarantees that cannot be excluded under the Australian Consumer Law. You are entitled to a replacement or refund for a major failure and compensation for any other reasonably foreseeable loss or damage. You are also entitled to have the goods repaired or replaced if the goods fail to be of acceptable quality and the failure does not amount to a major failure.

In addition to your guarantees under the Australian Consumer Law, our goods also come with a contractual warranty, which is described below. This warranty is additional to your rights under the Australian Consumer Law (and any other rights or remedies you may have under a law in relation to the products) and is not intended to modify or exclude those rights.

Subject to the terms of this contractual warranty, if your Atom products are defective, we will (at our election) repair or replace the Atom products. Once we make this election (and take the relevant action), we will have honored our obligations under this contractual warranty.

Our total liability under this warranty is limited to the cost of repair or replacement of the defective product (at our election). We otherwise exclude all liability in relation to the product to the fullest extent permitted by law (noting our comments above regarding the Australian Consumer Law and any other rights or remedies you may have).

If you wish to claim under this warranty, you must, at your own expense, return the product or that part of the product which you believe is defective, together with proof of original purchase, your name, address and telephone number and a certificate of installation (or other document required by the law for the installation of electrical products in the place in which the product was installed) to Evolt at the address set out at the bottom of this page within the warranty period. You bear all costs associated with claiming under this warranty (including, but not limited to, postage costs). Without limiting the preceding sentence, this warranty does not apply to the costs of the removal or re-installation of the defective product.

The warranty period for this product is three years from the date of purchase. This warranty is not transferable and is only given to the original purchaser of the product, provided the purchaser has purchased the product from us. Proof of purchase must be provided to us with any warranty claim. We recommend that you attach your proof of purchase to your product manual.

This warranty does not apply to consumable items within your product (including, but not limited to, lamps or batteries). This warranty does not apply to products that have been improperly stored, installed, or used. This warranty does not apply to products that have not been maintained in accordance with the instructions contained within this product manual.

This warranty does not apply to loss or damage caused by wear and tear, misuse, incorrect installation or operation, failure to clean and maintain, incorrect voltage or non-authorized electrical connections, adverse external conditions (such as power surges and dips, acts of God, exposure to heat, corrosion, insect or vermin infestation), use of non-authorized or defective parts or globes, or to items that have been repaired than by a person other than us or a repairer approved by us.

---

### Atom is a registered brand of Evolt Pty Limited.

IMPORTANT: THIS PRODUCT MUST BE INSTALLED BY A LICENSED ELECTRICIAN

Due to changes in industry standards and Evolt's policy of continual product development, product specifications are subject to change without notice.  
Images are for illustrative purposes only.

For further information please call Evolt's head office on 1300 4EVOLT (438 658).  
Evolt Pty Limited PO BOX 271 KINGSGROVE NSW 1480  
ABN 83 112 123 529  
www.evolt.com.au

a brand of | **evolt**

1792005\_V2.0