

California Complete Shelf

Studio White - 243 high x 600 wide x 300 deep, 4x chromed bookend hoops, arctic white powdercoat to brackets.

DSD End Legs

Double Sided End Legs
1320 - 1620mm
Available in black or white powdercoat

Fixed Desk Rails

1090, 1390, 1490, 1690, 1990 and 2290 mm
Available in black or white powdercoat

Basket

1200 mm (600+600)
1500 mm (600+900)
1800 mm (900+900)

Worktops w/ Scallop

1200 x 800mm, 1500 x 800mm and 1800 x 800mm
Available in white or new oak finish

Worktops

1200 x 800mm, 1500 x 800mm and 1800 x 800mm
Available in white or new oak finish

Shared Legs

1320mm, 1620mm and 1320mm inset

Data Plates

4GPO and 2GPO

Cable Tray

1080, 1380 and 1680mm
Powdercoated Arctic White

Quick Clamp Screen

AcoustiQ 20mm for 1200mm
Worktops - SSD/DSD/Top Mount)
500mm high (2 brackets per screen)

Quick Clamp Screen

AcoustiQ 20mm for 1500mm
Worktops - SSD/DSD/Top Mount)
500mm high (2 brackets per screen)

Quick Clamp Screen

AcoustiQ 20mm for 1800mm
Worktops - SSD/DSD/Top Mount)
500mm high (2 brackets per screen)

Slide-on Screen

AcoustiQ 20mm for 750mm
Worktops - SSD/DSD/Top Mount)
450mm high (2 brackets per screen)

California 4 User DSD

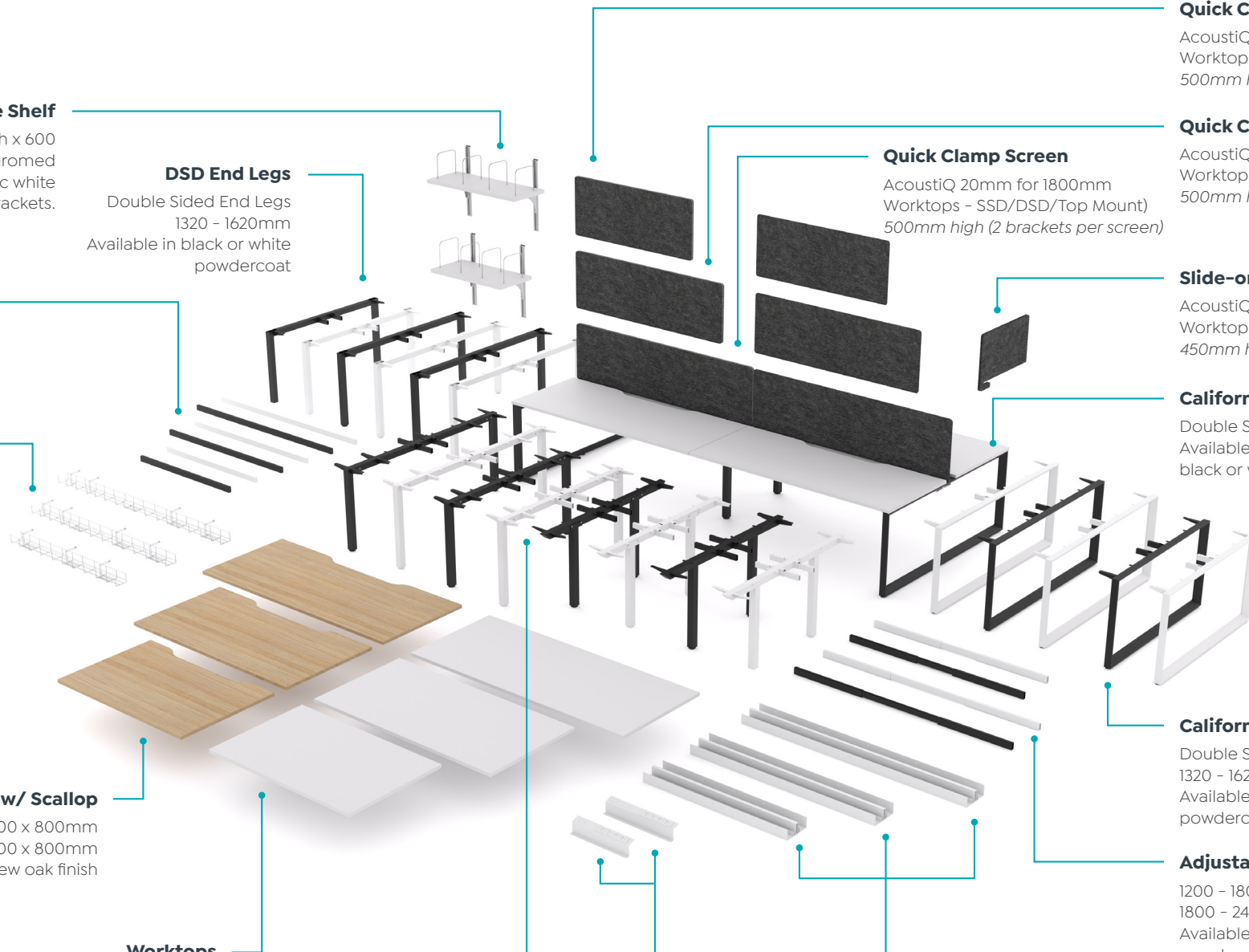
Double Sided Workspace
Available in white/new oak top,
black or white powdercoated frame

California DSD End Legs

Double Sided End Legs
1320 - 1620mm
Available in black or white powdercoat

Adjustable Desk Rails

1200 - 1800mm and 1800 - 2400mm
Available in black or white powdercoat



California Desking range includes Single sided, Double sided, 90° and 120° desks with single to multiple user possible configurations.



California Single Sided Desk



California 90° Single User Desk



California 120° Single User Desk

Specifications

Fixed Height: 715mm (including worktop)

Min/Max Worktop Width:
1200mm – 2400mm

Min/Max Worktop Depth:
600mm – 900mm

Steel Frame Thickness: 2mm

Leg Profile:
Triangular 50mm x 50mm Loop Leg

Leg Columns: 1

Foot Profile:
25mm Height Adjustment in Each Foot

Max Weight Rating: 160kg

Warranty: 10 years

Category

Workstation, Conference & Boardroom,
Classroom & Admin

Available In

Single Sided Desk

Double Sided Desk

Single 90° Workstation

Double 90° Workstation

Single 120° Workstation

Double 120° Workstation

Screen Options

Studio50, AcoustiQ, Radius18

Optional Upgrades


Cable Management

Options & Finishes


Frame:



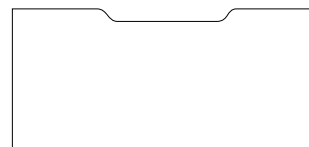
Worktop:



Worktops

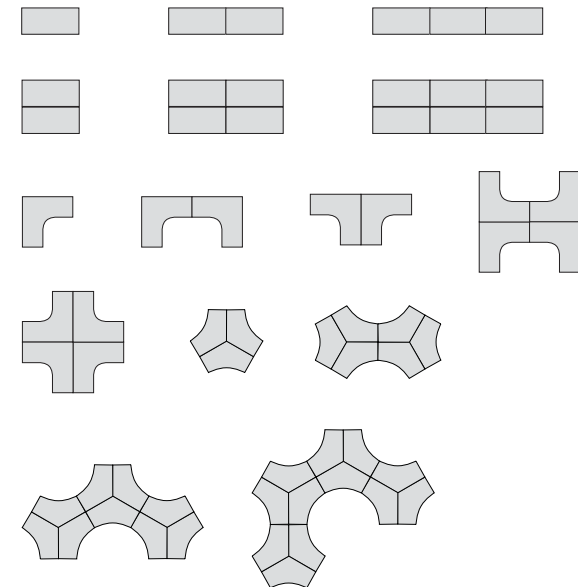


600 - 750mm Worktops



800mm+ worktops - Scalloped

Workstation Configurations



California Desking range includes Single sided, Double sided, 90° and 120° desks with single to multiple user possible configurations.



California Single Sided Desk



California 90° Single User Desk



California 120° Single User Desk

Common Specifications

2mm - 50 x 50mm square legs

80mm height adjustment in each foot

2mm - 50 x 25mm rails

Height: 715mm including worktop

1200 - 2400 mm worktop width

600 - 900 mm worktop depth

90° & 120° worktops include cable ports

Melamine worktop - 25mm E1 grade substrate finished in white melamine or new oak with matching 2mm PVC edge

Max Weight Rating: 160kg

Warranty: 10 years

Screen Options

Studio50, AcoustiQ, Radius18

Available In

Single Sided Desk

Double Sided Desk

Single 90° Workstation

Double 90° Workstation

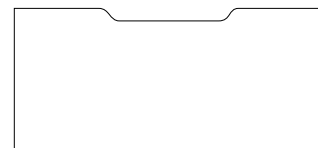
Single 120° Workstation

Double 120° Workstation

Worktops



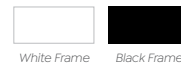
600 - 750mm Worktops



800mm+ worktops - Scalloped

Options & Finishes

Frame:



White Frame Black Frame

Worktop:



Arctic White New Oak (Matte Finish) New Oak (Ravine Finish)



Classic Natural Sublime Teak Natural Walnut

Optional Upgrades

Cable Management

Category

Workstation, Conference & Boardroom, Classroom & Admin

Workstation Configurations

