

Book 2  
/eel/



# Three great mates

Written and illustrated by SPELD SA.



Phonic Book Series

## Learning to read

SPELD SA Phonic Books support the teaching of reading by using a structured synthetic phonics approach. The books support the learning of letter-sounds and blending in a sequential phonic order, helping readers to develop their independent decoding skills.

### Reading tips:

- Have the reader point to each spelling, saying the sound they represent. Swipe left to right under the letters, saying the sounds quickly and smoothly together to read the word. e.g. t-r-ai-l is 'trail'; ch-i-p-s is 'chips'; g-r-ea-t is 'great'.
- If the reader is having difficulty hearing the word when blending, try to model stretching the sounds together without pauses, e.g. lllloong, is 'long'. If you can't stretch the sounds, e.g. 'tap', have the reader put the first two sounds together before adding the final sound. Alternately you can use letter tiles and push them together while saying the sounds.
- Check that the reader understands the meaning of the words in the book.
- Some words include sounds that will be taught in later units. Many of these words will be able to be sounded out as the reader learns more alternate spellings. For these words tell the reader the word and determine any 'tricky' parts by breaking it up into its sounds.

Readers may need help with these words:

his

so

they

out

popped

oh

use

by

please

my

says

bark

Help with syllables:

a/gree

think/ing

su/nny

tu/mmy

yu/mmy

ha/ppy

Spo/tty

a/long

me/ssy





Sant made plans to meet his mate Spotty at the creek. He is happy, thinking of all the fun games to play that sunny day.






Just then, Spotty popped out from a great big tree. Sant is happy to see his mate, Spotty.






Spotty jumps in the creek. The creek is too deep for Sant the ant. Will Sant reach Spotty? Sant can see some bark. It can carry Sant to Spotty.



Sant sings when he is happy. "My pal,  
Buzz-Bee, eats sweet treats. Oh, so  
yummy in his tummy!" Spotty sways  
along to the song with glee.





"Did you say Buzz-Bee? That's me!"  
It is Sant's mate, Buzz.

"Great to see you Buzz! Please meet  
my mate, Spotty," says Sant.




The team of three are messy from their fun at the creek. They need to brush off the mud to get clean.





Buzz, Sant and Spotty eat sweet treats next to the creek.



Spotty, Buzz and Sant are three great mates. They agree to meet next week by the great big tree.



## Words with alternate spellings for the sound /ee/ .

Practise blending sounds in words:

<e>

he

<ea>

reach

eats

treats

please

clean

<ee>

meet

creek

see

deep

bee

sweet

glee

<y>

Spotty

happy

sunny

carry

yummy

tummy

---

### About this series

In developing this series, SPELD SA has consulted with people who live and work in the Anangu, Pitjantjatjara Yankunytjatjara (APY) Lands.

We understand that the content, settings and characters may not reflect all Aboriginal people and their experiences but hope that Aboriginal students learning to read can find some familiarity in and connection with these books in their literacy journey.

### Acknowledgments

SPELD SA is grateful for the contributions of staff and volunteers for: consultation and project development; writing texts; illustrating, photography and graphic design; character development and cultural advice; speech and language advice.

This series has been illustrated by Dave Atze, Tsunami Hee Ja and Trent Lambert.

This is a wide community effort, with talents, expertise and knowledge being shared for a common purpose – to improve literacy. Thank you all.

This set of SPELD SA Phonic Books aligns with the learning objectives of the Sounds-Write linguistic phonics program. [Sounds-write.co.uk](http://Sounds-write.co.uk)

Extended Code:

Book 1	/ae/ <ai> <ay> <ea> <a_e>	Sant and Kale
Book 2	/ee/ <e> <ea> <ee> <y>	Three great mates
Book 3	/oe/ <o> <oa> <ow> <oe> <o_e>	Sant the disco ant
Book 4	/er/ <er> <ir> <or> <ur>	Sant's first race
Book 5	/e/ <e> <ea> <ai>	Quest to the shed
Book 6	/ow/ <ou> <ow>	Lilly's loud crowd
Book 7	m/oo/n <oo> <ew> <ue> <u_e> <o>	Cooper and Tan-Tan
Book 8	/ie/ <i> <ie> <y> <i_e> <igh>	Ride a bike or fly a kite
Book 9	b/oo/k <oo> <u> <oul>	Camping in the bush
Book 10	/u/ <u> <ou> <o>	A day with Doug



Cover art by Elizabeth Close

*'This artwork represents the literacy and numeracy learning journey, and the path towards independent learning. The circles represent the collaborative learning and supports around children with specific learning difficulties, including children, schools, families, SPELD SA and others.'* Elizabeth Close, Artist.

Copyright SPELD SA, 2023

