

Name: _____ Date: _____

th _____

ay / ey / a-e / ai

tr _____ n

ay / ey / a-e / ai

pl _____ ay / ey / a-e / ai

ob _____ ay / ey / a-e / ai

s _ / _ ay / ey / a-e / ai

conv _____ or
ay / ey / a-e / ai

conveyor	containers	delivered
hatches	apple	family leaf



A moth lays an egg on a _____.

When the egg _____, the grub tunnels into an apple. The _____ is picked by hand.

Then all the apples are tipped into big _____.

The apples roll along a _____ belt.

They are packed and are _____ to the shop.

Did your _____ get apples at the shop?

What's missing?

Instructions: Read the book *What will happen to the grub?* to complete these activities.

What sound is missing? Fill in the missing sounds.

What word is missing? Read the sentence. Choose a word to complete the sentence. Use the book to help.

Extension: Highlight all the verbs.



The apples roll along a conveyor belt to be sorted and checked.

Set 9 What will happen to the grub?



When the truck arrives at the packing shed, the containers are lifted off again.

Set 9 What will happen to the grub?



They are then packed in small boxes and are delivered to the shop.

Set 9 What will happen to the grub?



The apple is picked by hand. Then all the apples are tipped into containers.

Set 9 What will happen to the grub?



As soon as the egg hatches, the grub tunnels into an apple.

Set 9 What will happen to the grub?



The apples are put out for sale. What do you think happened to the grub?

Set 9 What will happen to the grub?

Sequence the story


Instructions: Read the book *What will happen to the grub?* to complete this activity. Cut out all cards. Match the words to the pictures and then put the events in order.

A question begins with a capital letter and ends with a question mark.

Name:

Date:

Can you put in all the capital letters and question marks?



1. **W**hat will happen to the grub?
 what will happen to the grub

2. did your family get apples at the shop did you eat
 an apple did you eat the grub
 (3 capital letters, 3 question marks – look at page 7)

Punctuation



Instructions: Use the book *What will happen to the grub?* and the example to put in the correct punctuation for these sentences.

Rewrite the sentences with correct punctuation.

Extension: Instructor to use 1-2 sentences as supported dictation.


Bingo Caller's word grid

Set 9 What will happen to the grub?

conveyor	stacked	picked	apples	lifted	they
loaded	happen	packed	sorted	deliver	leaf
container	checked	tunnels	family	arrives	along


1 Set 9 What will happen to the grub?

container	tunnels	apples
happen	loaded	deliver
conveyor	arrives	family




2 Set 9 What will happen to the grub?

tunnels	family	picked
happen	lifted	packed
conveyor	arrives	loaded




3 Set 9 What will happen to the grub?

apples	they	stacked
deliver	leaf	container
sorted	along	checked




4 Set 9 What will happen to the grub?

picked	stacked	they
stacked	sorted	leaf
container	checked	along




5 Set 9 What will happen to the grub?

conveyor	tunnels	apples
checked	deliver	lifted
happen	loaded	along



6 Set 9 What will happen to the grub?

stacked	picked	they
packed	sorted	leaf
container	arrives	family



What will happen to the grub? – bingo



Materials: 2 x copies of the word grid: 1 cut up in a hat or container and 1 for the Bingo Caller, counters for players, individual player boards (enlarge if needed)

Instructions: The Bingo Caller takes a word out of the hat, reads it aloud and crosses it off the word grid. Players cover the word with a counter on their player board if they have that word. When all words are covered on a player board, the player calls out 'Bingo!' The Bingo Caller uses the word grid to check the winner's bingo card.

Variation: This game can be shortened by players getting 3 in a row.