

Name: _____



Date: _____



Clinton Green
has a sack in
the back.



The pup fell asleep
in the sack.



Write, read, draw

Instructions: Read the book *What is in the sack?* to complete these activities.

Words for writing: Look at the picture and fill in the missing sounds.

Words for drawing: Read the words and draw or finish the picture.



Name: _____ Date: _____

t__ ai / ie / oa

r__n ai / ee / ie

fl__s ai / j / ie

p__k ai / ee / ie

r__d ai / ie / oa

t__l ee / ai / oa

tail Green lump sack truck goanna



A _____ is on the road.



Clinton _____ has a
_____ in the back.



“I can see a _____ in the
sack. Can I peek?”



“I can just see a _____. Is it a
_____ or a dog?”

What's missing?

Instructions: Read the book *What is in the sack?* to complete these activities.

What sound is missing? Fill in the missing sounds.

What word is missing? Read the sentence. Choose a word to complete the sentence. Use the picture to help.

Name: _____
 Date: _____




“	Get	up	!	”	The	kids	and
the	pup	run	and	jump	.		

Read it, mix it, make it

Instructions:

Read the sentence aloud to an adult or partner three times. Cut up and mix up the sentence. Make the sentence again and read it to someone, to check it makes sense.

Extension: Write the sentence and illustrate.



Name: _____

Date: _____




Speech bubbles



Instructions: Read the book *What is in the sack?* to complete this activity.

Imagine you are the kids. What do you think is in the sack? Finish the questions in the speech bubbles with your guesses. Include a question mark at the end of the question.

Draw a circle around the clues in the picture you use to make each of your guesses.



Name: _____

Date: _____




Thought bubbles

Instructions: Read the book *What is in the sack?* to complete this activity. Imagine you are the kids and the dog. What are you thinking? How do you feel? Put words or a picture in each kid's bubble to show their thoughts. Write one or two words to describe how the dog feels.

track



tail



truck



dog



sack



goanna



Match the words and pictures

Instructions: Draw a line between the word and matching picture.

36	truck	35	run	34	kids	33	peek	32	dog	31	lump
25	has	26	pup	27	log	28	the	29	tail	30	road
24	to	23	what	22	and	21	truck	20	up	19	jump
13	asleep	14	him	15	dog	16	get	17	sack	18	fell
12	rock	11	goanna	10	back	9	to	8	come	7	run
1	road	2	the	3	dog	4	Clinton	5	what	6	pup

What is in the sack? – snakes and ladders



Materials: 1 die, player tokens, game board (enlarge if needed).

Instructions: Players put their token on the start. They take turns to roll the die and move forward spaces, saying each word as they pass. If a player lands on a ladder they clap the syllables in the word and go up it. If a player lands on a snake they go down.