

Name: \_\_\_\_\_ Date: \_\_\_\_\_

st \_\_\_ p ee / oa / ff

pu \_\_\_ ee / oa / ff

hi \_\_\_ ll / oa / ff

\_\_\_ ins tw / st / ff

wombat	twins	huff	plod	too
steep	rest	zigzag	old	


Ned the numbat went \_\_\_\_\_ and puff up  
the big, \_\_\_\_\_ hill. At the top, he sat  
and had a \_\_\_\_\_.

Wilma the \_\_\_\_\_ went plod,  
\_\_\_\_\_ up the big, steep hill.



The \_\_\_\_\_ man went huff and puff up  
the hill. At the top, he sat \_\_\_\_\_.

But the \_\_\_\_\_, Wanita and Zack,  
ran \_\_\_\_\_ up the big hill.




### What's missing?

**Instructions:** Read the book *Up the big hill* to complete these activities.

What sound is missing? Fill in the missing sounds.

What word is missing? Read the sentence. Choose a word to complete the sentence.



Name: \_\_\_\_\_

Date: \_\_\_\_\_

Wilma the wombat ran zigzag up the big, steep hill.



The numbat, the wombat and the old man all sat at the top.



The twins are Jill and Bill.



The twins are Wanita and Zack.



The wombat, the numbat and the old man stood up.



The hill went huff puff up the steep man.



## Thumbs up / thumbs down

**Instructions:** Read the book *Up the big hill* to complete this activity.

Read the sentence and decide if it is true or false in the story. Use the book to help.

Circle thumbs up for true and thumbs down for false.



But the twins, Wanita and Zack, ran zigzag up the big hill.

Set 5 Up the big hill



The wombat, the numbat and the man stood up. Clap, clap, clap.

Set 5 Up the big hill



Ned the numbat went huff and puff up the big, steep hill.

Set 5 Up the big hill



The old man went huff and puff up the hill.

Set 5 Up the big hill



At the top, the old man sat and had a rest.

Set 5 Up the big hill



Wilma the wombat went plod, plod up the big, steep hill.

Set 5 Up the big hill



## Sequence the story

**Instructions:** Read the book *Up the big hill* to complete this activity.

Cut out all cards. Match the words to the pictures and then put the events in order.

Name: \_\_\_\_\_

Date: \_\_\_\_\_



A vertical grid of 10 empty rectangular boxes, each with dashed lines, for writing or drawing.

Ned	the	numbat	went	huff	and	puff	up
the	big	,	steep	hill	.		


## Read it, mix it, make it

### Instructions:

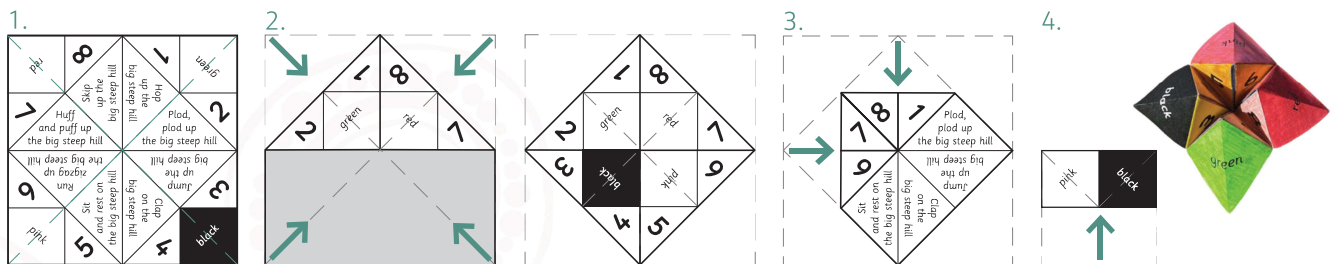
Read the sentence aloud to an adult or partner three times. Cut up and mix up the sentence. Make the sentence again and read it to someone, to check it makes sense.

**Extension:** Write the sentence and illustrate.





1. Cut out the chatterbox. Find the centre of the square by folding in half diagonally, both ways. Open up and place print side down.
2. Fold the 4 corners of the square into the middle.
3. Turn over and fold the 4 corners into the middle.
4. Fold in half to make a small rectangle. Slip fingers under the flaps and turn corners towards each other. Start playing!

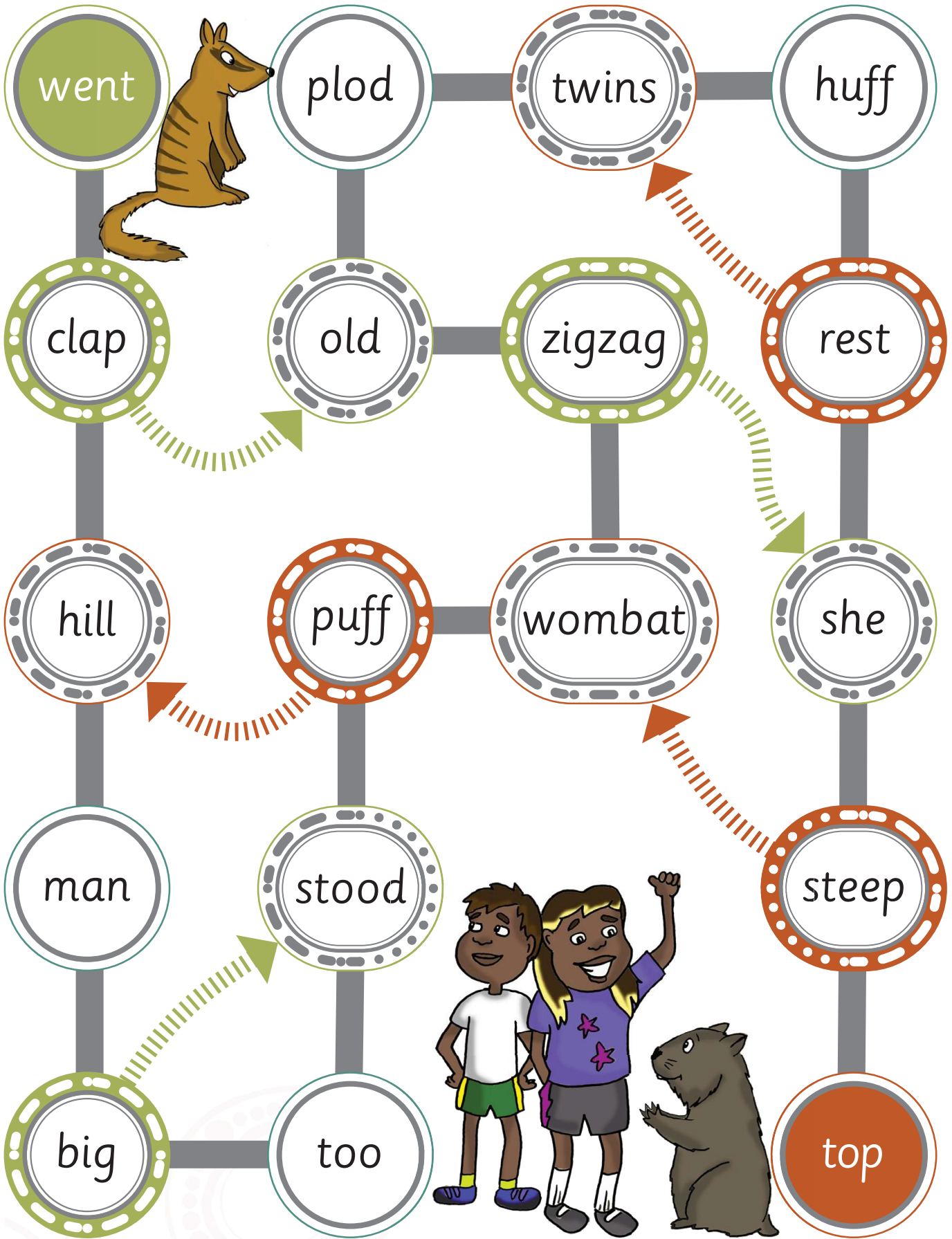


## Up the big hill – chatterbox

### Instructions:

How will you get up the big, steep hill? Select colours and numbers on the chatterbox. Once you get to the final selection, follow the instruction and act out how to get up the big, steep hill.

Print one chatterbox per person. Colour or decorate as needed. Follow the folding instructions to create the chatterbox.



## Up the big hill – stepping track game

**Materials:** 1 die, player tokens, game board

**Instructions:** Players put their token on the green circle to start. They take turns to roll the die and move forward spaces, saying each word as they pass. Arrows send the player forward or back when they land on them at the end of their turn.