


Date:

Name:




Tig naps on Mum's laptop.



a rug

Tig the pup

Tig naps on Dad.



Write, read, draw

Instructions: Read the book *Tig naps a lot* to complete these activities.


Words for writing: Look at the picture and fill in the missing sounds.

Words for drawing: Read the words or sentence and draw a picture for each word or sentence.



Name: _____

Date: _____



nap _

_aps

n _ps



ba _

b _g

_ag




Tig desk naps



Tig _____ on Dad.



_____ naps on a rug.




Tig naps a lot on
Mum's _____.

What's missing?

Instructions: Read the book *Tig naps a lot* to complete these activities.

What sound is missing? Fill in the missing sounds. Use the picture to help.

What word is missing? Read the sentence. Choose a word to complete the sentence. Use the picture to help.



Name: _____

Date: _____

Tig naps on Mum's desk.



Tig naps on Mum's lap.



Tig naps in a tent.



Tig naps on a rug.



Tig naps in a bag.



Tig naps on a rock.



Thumbs up / thumbs down

Instructions: Read the book *Tig naps a lot* to complete this activity.

Read the sentence and decide if it is true or false in the story. Use the book to help.

Circle thumbs up for true and thumbs down for false.



Set 3 Tig naps a lot

He naps
on Dad.

Set 3 Tig naps a lot



Set 3 Tig naps a lot

Tig is a
pup.

Set 3 Tig naps a lot



Set 3 Tig naps a lot

He naps
on Mum's
laptop.

Set 3 Tig naps a lot



Set 3 Tig naps a lot

Tig naps
a lot.

Set 3 Tig naps a lot



Set 3 Tig naps a lot

Tig naps
a lot on
Mum's
desk.

Set 3 Tig naps a lot



Set 3 Tig naps a lot

Tig naps
on a rug.

Set 3 Tig naps a lot

Sequence the story

Instructions: Read the book *Tig naps a lot* to complete this activity.
Cut out all cards. Match the words to the pictures and then put the events in order.



Name: _____

Date: _____



Tig	naps	on	Mum	and	he	naps
in	a	bag	.			

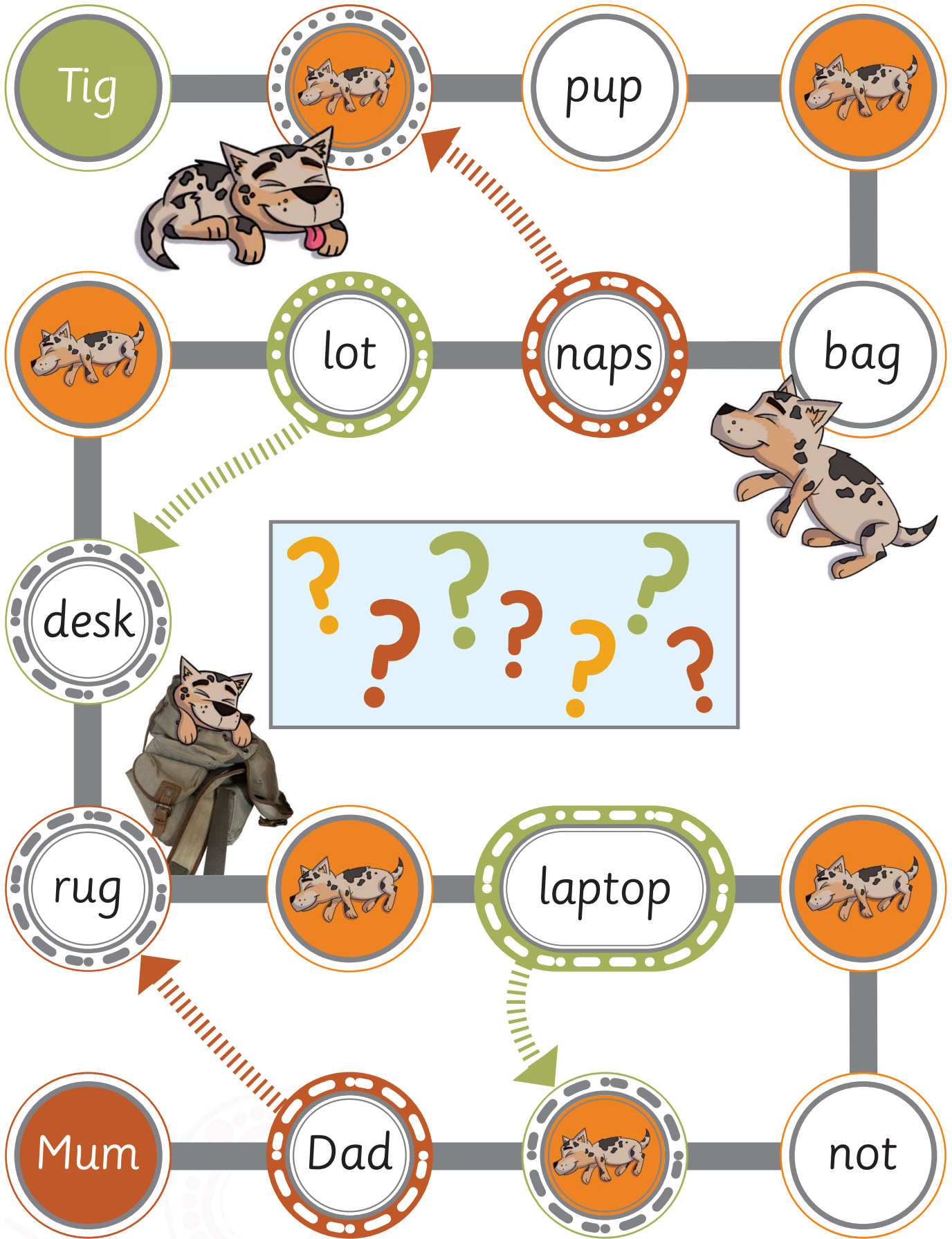
Read it, mix it, make it

Instructions:

Read the sentence aloud to an adult or partner three times. Cut up and mix up the sentence. Make the sentence again and read it to someone, to check it makes sense.

Extension: Write the sentence and illustrate.





Tig naps a lot – stepping track game



Materials: 1 die, player tokens, game board, cards

Instructions: Players put their token on the green circle to start. They take turns to roll the die and move forward spaces, saying each word as they pass. If they land on Tig, they pick up a card, read it and move forward or back. Put the card on the bottom of the pack.



Tig naps a lot.



Tig naps on a rug.



Tig is a pup.



He naps on Mum's laptop.



He naps on Dad.



Tig naps on a mat.



Tig naps on Mum's desk.



He naps on Mum.




He naps on a cat.



Tig naps on a tap.



Tig naps on a pin.



Tig naps on a hat.



Tig naps a lot – cards

Instructions:

Print this sheet onto card stock. Cut out cards to use with *Tig naps a lot* stepping track game.