
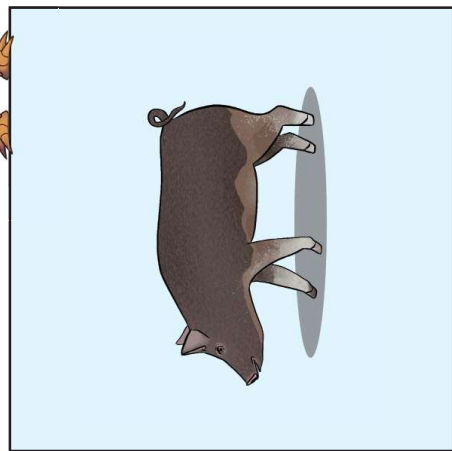




Name: _____

Date: _____



a black pig

Ina fell in the mud.



Ina and Brad
saw the black
pig stuck in
the mud.

Write, read, draw

Instructions: Read the book *Stuck in the mud* to complete these activities.

Words for writing: Look at the picture and fill in the missing sounds.

Words for drawing: Read the words or sentence and draw a picture for each word or sentence.

Name: _____

Date: _____



_lack

bl____

b_ack

bl_ck



_tuck

stu____

s_uck

st_ck

from get black stuck HELP

They saw the _____ pig
 stuck in the mud. Can
 they _____ the pig _____ the
 mud? They are _____ in
 the mud. _____!

What's missing?

Instructions: Read the book *Stuck in the mud* to complete these activities.

What sound is missing? Fill in the missing sounds. Use the picture to help.

What word is missing? Read the sentence. Choose a word to complete the sentence.





Set 3 Stuck in the mud

Ina fell in the mud.

Set 3 Stuck in the mud



Set 3 Stuck in the mud

A pig ran in the mud.

Set 3 Stuck in the mud



Set 3 Stuck in the mud

Brad helped Ina but he fell in the mud.

Set 3 Stuck in the mud



Set 3 Stuck in the mud

Ina and Brad saw the pig.

Set 3 Stuck in the mud



Set 3 Stuck in the mud

They got the pig from the mud.

Set 3 Stuck in the mud



Set 3 Stuck in the mud

Brad and Ina are stuck in the mud!

Set 3 Stuck in the mud

Sequence the story

Instructions: Read the book *Stuck in the mud* to complete this activity.
Cut out all cards. Match the words to the pictures and then put the events in order.

Name: _____

Date: _____



1					
---	--	--	--	--	--

2					
---	--	--	--	--	--

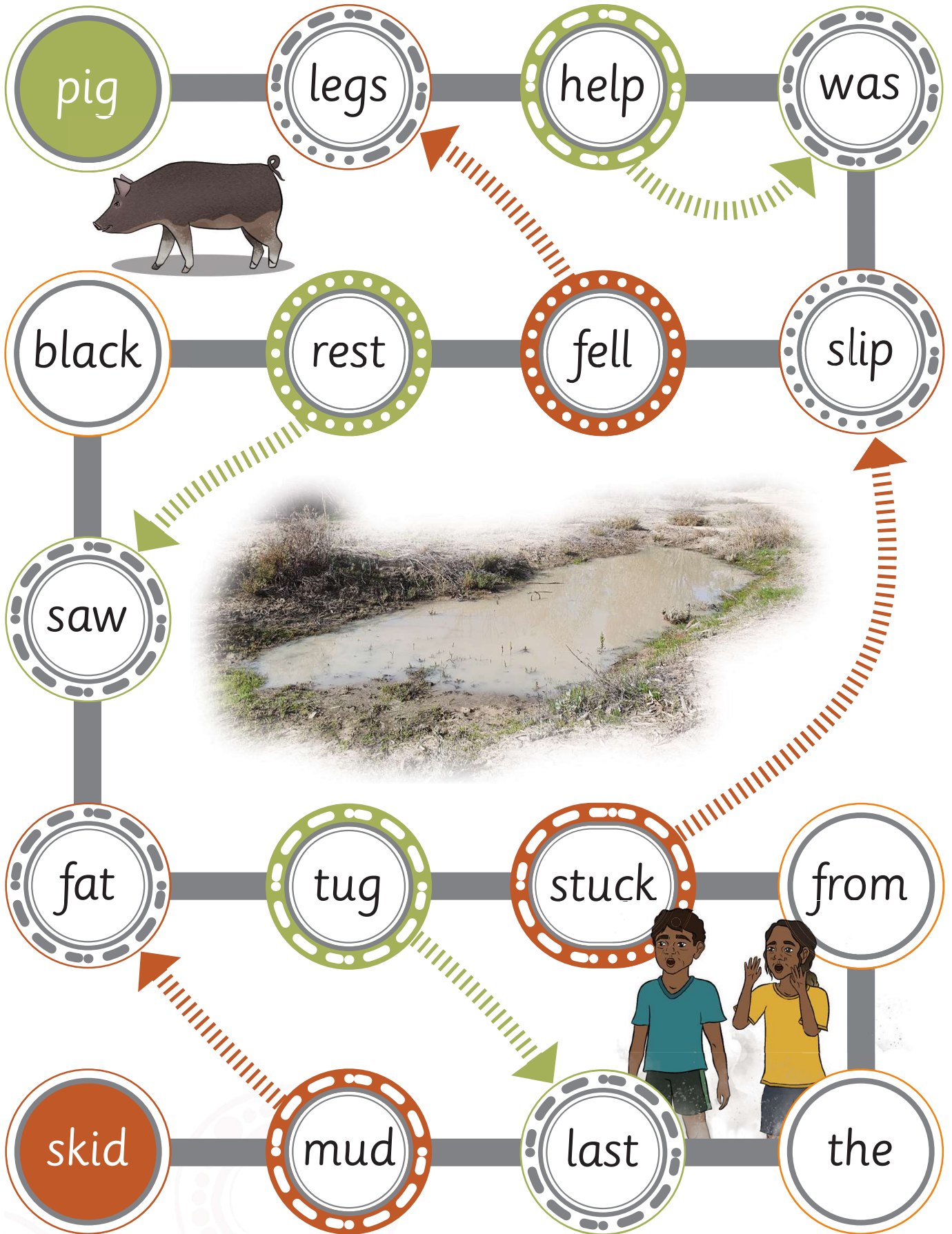
Ina	fell	in	the	mud	.
The	pig	is	OK	but	are
Brad	and	Ina	?		

Read it, mix it, make it

Instructions:

Read the sentence aloud to an adult or partner three times. Cut up and mix up the sentence. Make the sentence again and read it to someone, to check it makes sense.

Extension: Write the sentence and illustrate.



Stuck in the mud – stepping track game



Materials: 1 die, player tokens, game board

Instructions: Players put their token on the green circle to start. They take turns to roll the die and move forward spaces, saying each word as they pass. Arrows send the player forward or back when they land on them at the end of their turn.