

Name: \_\_\_\_\_ Date: \_\_\_\_\_

po\_\_et ng / ck / ch

shopkeep\_\_ or / ee / er

c\_\_ton ou / oo / ar

check\_\_t ar / ou / er


doll\_\_s ar / ai / oa

jump\_\_ er / oo / ar

2 cans of dog food: beef and \_\_\_\_\_ chunks.  
(beef / chicken / rabbit)


The mints are on the \_\_\_\_\_.  
(ground / shelf / ladder)

He puts the shopping on the \_\_\_\_\_.  
(lunch / bunch / bench)



He tucks the carton of milk \_\_\_\_\_ his arm.  
(under / on / next to)

Kevin puts the mints in his \_\_\_\_\_ pocket.  
(jumper / pants / dress)



## What's missing?

**Instructions:** Read the book *Shopping for Mum* to complete these activities.

**What sound is missing?** Fill in the missing sounds.

**What word is missing?** Read the sentence. Choose a word to complete the sentence. Use the book to help.

# Yes or No?

Name: .....

Date: .....

Kevin gets 1 tub of butter.

Yes / No

Kevin selects a bunch of chicken.

Yes / No

The mints are on the shelf.

Yes / No

Kevin counts out six plums.

Yes / No

The shopping costs ten dollars.

Yes / No

Kevin tucks the milk under his arm.

Yes / No



## Yes or No?

**Instructions:** Read the book *Shopping for Mum* to complete this activity.

Read the sentence and decide if it is true or false in the story. Use the book to help. Circle Yes for true and No for false.

**Extension:** If the answer is no, rewrite the sentence so it is correct.







The mints are on the shelf.  
Mum said no extras, so he just gets mints.

Set 7 Shopping for Mum



Ten plums are about 1 kilogram.  
He counts the plums.

Set 7 Shopping for Mum



“No thanks,” said Kevin.  
Will he get home without dropping the shopping?

Set 7 Shopping for Mum



Kevin gets a tub of butter and a carton of milk.

Set 7 Shopping for Mum



Kevin paid at the checkout.  
The shopkeeper said, “Will you need a bag?”

Set 7 Shopping for Mum



Kevin goes into the supermarket.  
He has a list.

Set 7 Shopping for Mum

## Sequence the story

**Instructions:** Read the book *Shopping for Mum* to complete this activity.  
Cut out all cards. Match the words to the pictures and then put the events in order.

Speech marks are used to show the words that are spoken.

Name: .....

Date: .....

Fifteen dollars. Will you need a bag?

1. "Fifteen dollars," said the shopkeeper.

Fifteen dollars, said the shopkeeper.

2. Fifteen dollars, said the shopkeeper. Will you need a bag? (2 sets of speech marks, look on page 6)

---



---



---

3. No thanks, said Kevin. I'll be OK.

(2 sets of speech marks, look on page 6)

---



---



---

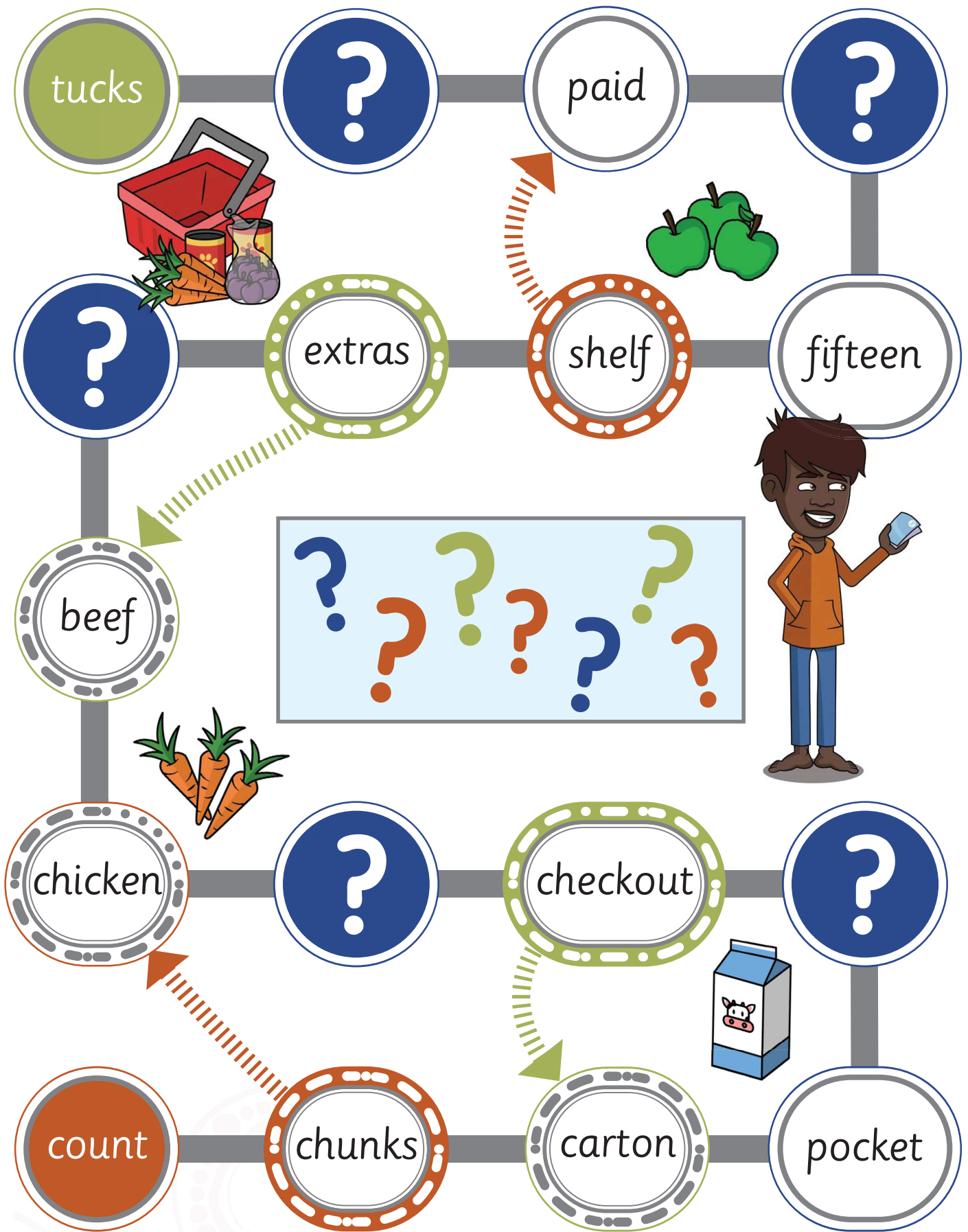


## Punctuation

**Instructions:** Use the book *Shopping for Mum* and the example to put in the correct punctuation for these sentences. Rewrite the sentences with correct punctuation.

**Extension:** Instructor to use 1-2 sentences as supported dictation.





## Shopping for Mum – stepping track game



**Materials:** 1 die, player tokens, game board, cards and the book *Shopping for Mum*.

**Instructions:** Players put their token on the green circle to start. Players take turns to roll the die and move forward spaces, saying each word as they pass. If they land on a question mark, they pick up a question card. Read the question and refer to the shopping list on page 1 of the book, *Shopping for Mum* for the answer – yes or no. If the answer is ‘yes’ move forward 1 space. If the answer is ‘no’ stay where you are. Put the card on the bottom of the pack.

Is 1 tub of butter on the list?

Is 1 carton of milk on the list?

Is 1 kilogram of plums on the list?

Can you see 1 packet of mints on the list?

Is 1 bunch of carrots on the list?

Is dog food on the list?

Can you see 2 cans of dog food on the list?

Is a carton of cups on the list?

Is blue soap on the list?

Can you see a jumper on the list?

Is 1 bunch of books on the list?

Is a can of corn on the list?

Is 1 kilogram of flour on the list?

Can you see a packet of chips on the list?