




# Comic strip

Name: .....

Date: .....





A worksheet row for phonics practice. It features a blue-outlined box divided into two equal squares. To the right of the box is a cartoon ant character with a yellow and black striped abdomen, antennae, and a surprised expression. Below the box and ant is a long purple arrow pointing to the right, starting with a solid purple dot.

A worksheet row for phonics practice. It features a blue-outlined box divided into three equal squares. To the right of the box is a cartoon ant character. Further to the right is a large, faint circular graphic with concentric dotted lines. Below the box and ant is a long purple arrow pointing to the right, starting with a solid purple dot.

A worksheet row for phonics practice. It features a blue-outlined box divided into four equal squares. To the right of the box is a cartoon ant character. Below the box and ant is a long purple arrow pointing to the right, starting with a solid purple dot.

A worksheet row for phonics practice. It features a blue-outlined box divided into five equal squares. To the right of the box is a cartoon ant character. Below the box and ant is a long purple arrow pointing to the right, starting with a solid purple dot.




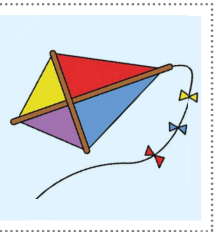







## Hear the sounds in words!



**Instructions:** The instructor says a word and the student repeats. Practice saying the word slowly, stretching out the sounds. Say the word slowly again and have the student move a counter into a square for each sound/phoneme.

**Variation:**

Follow the instructions above and then either write the graphemes or use letter tiles in the box that represent the sounds in the word.

					
rode	lazy	make	kite	happy	jokes
name	funny	like	sleepy	hate	home
line	dusty	belly	nose	waded	fine
family	bike	ride	dizzy	lazy	cake
wife	tune	sunny	used	bake	silly
late	shake	tape	snake	close	tune
					







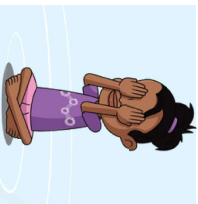





Set 8 ★

## Roll and read ★



**Materials:** 2-4 players, a die, some coloured counters – one colour per player.

**Instructions:** Take turns to roll the die and say the first word on that number row. Place a colour counter over the word if read correctly. Read the next available word in that number row each turn and cover. Read the last word in a row to win. **Variations:** Read the word and identify how many sounds are in the word; put the word into a sentence; ask a question with the word; cover then write the word; write a sentence using the word.

 Set 8 ★★					
secret	nine	makes	joke	slide	react
reptile	puppy	wide	robot	risky	dive
inside	story	globes	sleepy	side	pile
mobile	remote	quickly	wave	snake	fades
hideout	strike	emu	silly	smile	home
game	crocodile	sunshine	spider	baby	music
					


## Roll and read ★★



**Materials:** 2-4 players, a die, some coloured counters – one colour per player.

**Instructions:** Take turns to roll the die and say the first word on that number row. Place a colour counter over the word if read correctly. Read the next available word in that number row each turn and cover. Read the last word in a row to win. **Variations:** Read the word and identify how many sounds are in the word; put the word into a sentence; ask a question with the word; cover then write the word; write a sentence using the word.

If you set this book in another location, where would it be and why?



Retell the climax of the story in your own words.

Who is telling the story? A character? A narrator?

Did anything happen in the story that has happened to you? Explain.

Name someone who would enjoy sharing this book with you? Why do you think they would enjoy it?

How did your thinking about the book change as you read?



## Roll and reflect



**Instructions:** This activity is best done after several reads of the same book. In an adult-led small group, students take turns rolling a die and respond to the question for the number rolled. The adult will need to read the questions for the students. If students have difficulty responding, prompt or refer back to the book and model aloud the thinking of coming to an answer. Gradually release the support given as students become more familiar with the activity.

Name: ..... Date: .....

Characters

Empty rectangular box for writing characters.

End

Empty rectangular box for writing the end of the story.

Middle

Empty rectangular box for writing the middle of the story.

Beginning

Empty rectangular box for writing the beginning of the story.

# Story map

Setting

Empty rectangular box for writing the setting of the story.

