







Comic strip

Name:

Date:





A horizontal row of two empty square boxes. To the right of the boxes is a cartoon ant character with a yellow and black striped abdomen, antennae, and a surprised expression. Below the boxes is a green arrow pointing to the right, starting with a black dot.

A horizontal row of three empty square boxes. To the right of the boxes is a cartoon ant character with a yellow and black striped abdomen, antennae, and a surprised expression. Below the boxes is a green arrow pointing to the right, starting with a black dot.

A horizontal row of four empty square boxes. To the right of the boxes is a cartoon ant character with a yellow and black striped abdomen, antennae, and a surprised expression. Below the boxes is a green arrow pointing to the right, starting with a black dot.

A horizontal row of five empty square boxes. To the right of the boxes is a cartoon ant character with a yellow and black striped abdomen, antennae, and a surprised expression. Below the boxes is a green arrow pointing to the right, starting with a black dot.












Hear the sounds in words!



Instructions: The instructor says a word and the student repeats. Practice saying the word slowly, stretching out the sounds. Say the word slowly again and have the student move a counter into a square for each sound/phoneme.

Variation:











Follow the instructions above and then either write the graphemes or use letter tiles in the box that represent the sounds in the word.

					
van	sang	stood	swim	wombat	
ding	food	zigzag	wind	wet	
looks	zigzag	book	string	zip	
swam	sings	went	twin	swam	
good	swim	wait	look	wind	
too	sing	wet	vet	cool	
					

Roll and read ★

Materials: 2-4 players, a die, some coloured counters – one colour per player.

Instructions: Take turns to roll the die and say the first word on that number row. Place a colour counter over the word if read correctly. Read the next available word in that number row each turn and cover. Read the last word in a row to win. **Variations:** Read the word and identify how many sounds are in the word; put the word into a sentence; ask a question with the word; cover then write the word; write a sentence using the word.

Set 5 ★★ 					
wood	wag	sweet	long	wet	too
flipping	look	buzz	cook	will	song
twist	kangaroo	van	wait	cool	dripping
will	king	looks	wind	feeling	bring
hood	zoom	swim	good	van	roof
wings	swing	long	sings	cook	food
					

Roll and read ★★




Materials: 2-4 players, a die, some coloured counters – one colour per player.

Instructions: Take turns to roll the die and say the first word on that number row. Place a colour counter over the word if read correctly. Read the next available word in that number row each turn and cover. Read the last word in a row to win. **Variations:** Read the word and identify how many sounds are in the word; put the word into a sentence; ask a question with the word; cover then write the word; write a sentence using the word.

How is one of the characters like you or someone you know?

Is this a fiction or non-fiction book? How do you know?




Suggest a different ending to this story.

Describe the main setting in the story.

What was your favourite part of the story?

What have you learned from reading this book?



Roll and reflect


Instructions: This activity is best done after several reads of the same book. In an adult-led small group, students take turns rolling a die and respond to the question for the number rolled. The adult will need to read the questions for the students. If students have difficulty responding, prompt or refer back to the book and model aloud the thinking of coming to an answer. Gradually release the support given as students become more familiar with the activity.

Story map

Setting

Name: Date:

Characters



Beginning

Middle

End