





	
bag	hot	fun	flag	dog	
dig	lap	lend	felt	back	
top	dust	get	if	egg	
left	bad	us	lid	fin	
got	up	pot	hill	pigs	
on	Tag	peg	big	bed	
					













Set 3 ★

Roll and read ★



Materials: 2-4 players, a die, some coloured counters – one colour per player.

Instructions: Take turns to roll the die and say the first word on that number row. Place a colour counter over the word if read correctly. Read the next available word in that number row each turn and cover. Read the last word in a row to win. **Variations:** Read the word and identify how many sounds are in the word; put the word into a sentence; ask a question with the word; cover then write the word; write a sentence using the word.

					
runs	milk	dog	grip	fell	Ben
still	tusk	glug	legs	spot	us
help	belt	lost	from	camel	soft
left	tug	dump	got	but	stop
black	self	fill	rock	plum	hill
truck	drink	lemon	slip	bug	nuts
					

Roll and read ★★



Materials: 2-4 players, a die, some coloured counters – one colour per player.

Instructions: Take turns to roll the die and say the first word on that number row. Place a colour counter over the word if read correctly. Read the next available word in that number row each turn and cover. Read the last word in a row to win. **Variations:** Read the word and identify how many sounds are in the word; put the word into a sentence; ask a question with the word; cover then write the word; write a sentence using the word.

What would you see, hear or smell if you were in the story?


What was your favourite part of the story and why?

Ask an “I wonder” question.

Make a connection between the story and another book or yourself.

Tell the main events in the story.

Tell how the characters were feeling in the story.



Roll and reflect



Instructions: This activity is best done after several reads of the same book. In an adult-led small group, students take turns rolling a die and respond to the question for the number rolled. The adult will need to read the questions for the students. If students have difficulty responding, prompt or refer back to the book and model aloud the thinking of coming to an answer. Gradually release the support given as students become more familiar with the activity.

eggs

Set 3



Set 3

peg

Set 3



Set 3

fan

Set 3



Set 3

bat

Set 3



Set 3

mug

Set 3



Set 3

frog

Set 3



Set 3

sink

Set 3



Set 3

Vocabulary cards: page 1 of 5

Cut out each card. Use picture cards to introduce vocabulary. Use word cards to read and match with the picture cards. Play games such as memory or snap. Words are decodable for the Set, except for High Frequency (HF) words. Collect all the sets.

bed

Set 3



Set 3

bag

Set 3



Set 3

hill

Set 3



Set 3

sick

Set 3



Set 3

pig

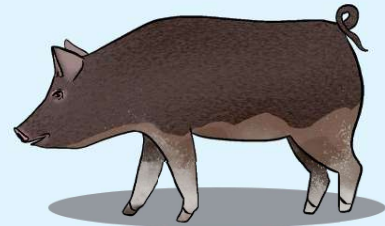
Set 3



Set 3

bug

Set 3



Set 3

plug

Set 3



Set 3

Vocabulary cards: page 2 of 5

Cut out each card. Use picture cards to introduce vocabulary. Use word cards to read and match with the picture cards. Play games such as memory or snap. Words are decodable for the Set, except for High Frequency (HF) words. Collect all the sets.

pot

Set 3



Set 3

cup

Set 3



Set 3

mud

Set 3



Set 3

picnic

Set 3



Set 3

nest

Set 3



Set 3

drinks


Set 3



Set 3

rug

Set 3



Set 3

Vocabulary cards: page 3 of 5

Cut out each card. Use picture cards to introduce vocabulary. Use word cards to read and match with the picture cards. Play games such as memory or snap. Words are decodable for the Set, except for High Frequency (HF) words. Collect all the sets.

truck

Set 3



Set 3

dog

Set 3



Set 3

camel

Set 3



Set 3

flag

Set 3



Set 3

black

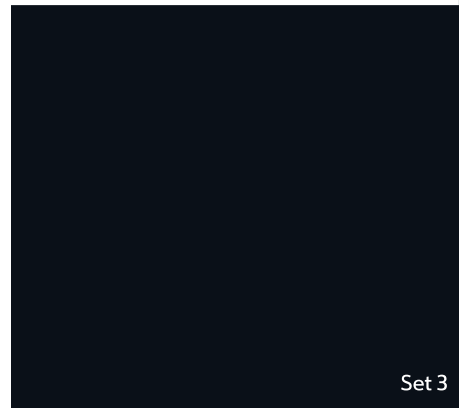
Set 3



Set 3

apple

Set 3 - HF



Set 3

lemon

Set 3




Set 3

Vocabulary cards: page 4 of 5

Cut out each card. Use picture cards to introduce vocabulary. Use word cards to read and match with the picture cards. Play games such as memory or snap. Words are decodable for the Set, except for High Frequency (HF) words. Collect all the sets.

pup

Set 3



Set 3

bun

Set 3



Set 3

milk


Set 3



Set 3

ham

Set 3



Set 3

nuts

Set 3



Set 3

melon

Set 3



Set 3

laptop

Set 3



Set 3

Vocabulary cards: page 5 of 5

Cut out each card. Use picture cards to introduce vocabulary. Use word cards to read and match with the picture cards. Play games such as memory or snap. Words are decodable for the Set, except for High Frequency (HF) words. Collect all the sets.