





Name: .....

Date: .....





-----

a train



-----

a fork



Sant the ant sits on a snail.

# Write, read, draw

**Instructions:** Read the book *Sant on a snail* to complete these activities.

**Words for writing:** Look at the picture and fill in the missing sounds.

**Words for drawing:** Read the words and draw a picture.

Name: \_\_\_\_\_ Date: \_\_\_\_\_

sn \_\_\_ | ai / ee / ie

l \_\_\_ s ie / ee

dr \_\_\_ n ie / ee / ai

b \_\_\_ or / ee / ai

k \_\_\_ p or / ee


f \_\_\_ t oa / j / ee

n \_\_\_ l ai / or / oa



c \_\_\_ n or / ee



Sant the ant sits on a \_\_\_\_\_.  
pail / rail / snail



Sant is on a \_\_\_\_\_.  
grain / train / green



Sant lies on a \_\_\_\_\_.  
tie / pie / train



Sant has corn on a \_\_\_\_\_.  
cork / fort / fork

## What's missing?

**Instructions:** Read the book *Sant on a snail* to complete these activities.

**What sound is missing?** Fill in the missing sounds.

**What word is missing?** Read the sentence. Choose a word to complete the sentence. Use the picture to help.



Set 4 Sant on a snail

Sant the ant  
sits on a  
snail.

Set 4 Sant on a snail



Set 4 Sant on a snail

Sant is on  
a train.

Set 4 Sant on a snail



Set 4 Sant on a snail

Sant floats  
on soap and  
has jam on  
toast.

Set 4 Sant on a snail



Set 4 Sant on a snail

Sant lies on  
a pie.

Set 4 Sant on a snail



Set 4 Sant on a snail

Sant has  
corn on  
a fork.

Set 4 Sant on a snail





Set 4 Sant on a snail

Sant! Keep  
your feet off  
the bee!

Set 4 Sant on a snail

## Match the words and pictures

**Instructions:** Read the book *Sant on a snail* to complete this activity.  
Cut out all cards. Match the words to the pictures.



Name: .....

Date: .....

Sant	i	Keep	your	feet	off	the	bee	i
Sant	has	corn	on	a	fork	.		

1								
2								

## Read it, mix it, make it

### Instructions:

Read the sentence aloud to an adult or partner three times. Cut up and mix up the sentence. Make the sentence again and read it to someone, to check it makes sense.

**Extension:** Write the sentence and illustrate.




Draw and write

Unsafe


Safe

Date:



Unsafe

Name:



Safe

on a snail	on a nail	on a pin	in a tree
on a train	on a cat	in a drain	on a bee
on the soap	on a pie	on a fork	on the sand

# Safety first, Sant!

## Instructions:

Cut out the phrases and decide whether they are safe or unsafe places for Sant. Stick them in the safe and unsafe columns. Draw and write about a place that is safe and unsafe for you.






# Bingo Caller's word grid

Set 4 Sant on a snail

jam	pie	fork	your	floats	corn
toast	snail	train	nail	not	has
on	off	keep	soap	the	drain

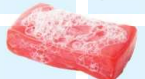
1 Set 4 Sant on a snail

jam 	pie	fork
toast	snail	train
on	off	keep


2 Set 4 Sant on a snail

pie 	fork	your
snail	train	nail
off	keep	soap


3 Set 4 Sant on a snail

soap 	floats	corn
nail	not	has
your	the	drain


4 Set 4 Sant on a snail

corn 	jam	pie
has	toast	snail
drain	on	off

5 Set 4 Sant on a snail

train 	pie	jam
toast	snail	fork
soap	the	drain

6 Set 4 Sant on a snail

nail 	floats	corn
your	not	has
on	off	keep

## Sant on a snail – bingo game



**Materials:** 2 x copies of the word grid: 1 cut up in a hat or container and 1 for the Bingo Caller, counters for players, individual player boards (enlarge if needed)

**Instructions:** The Bingo Caller takes a word out of the hat, reads it aloud and crosses it off the word grid. Players cover the word with a counter on their player board if they have that word. When all words are covered on a player board, the player calls out 'Bingo!' The Bingo Caller uses the word grid to check the winner's bingo card.

**Variation:** This game can be shortened by players getting 3 in a row.