

Name: Date:

a=1	b=2	c=3	d=4	e=5	f=6	g=7	h=8	i=9
j=10	k=11	l=12	m=13	n=14	o=15	p=16	q=17	r=18
s=19	t=20	u=21	v=22	w=23	x=24	y=25	z=26	

14 . 15 . 19 . 5	19 . 15 . 21 . 14 . 4	19 . 14 . 5 . 1 . 11
12 . 5 . 1 . 6	19 . 9 . 7 . 8 . 20	19 . 17 . 21 . 5 . 1 . 11
8 . 5 . 18 . 5	5 . 1 . 20 . 5 . 18	17 . 21 . 9 . 12 . 12 . 19

Sant was dragging a big, green _____ back to the hole.

Swish, squeak! Swish, _____!

“What is that _____?”

Sant hid out of _____. He tried to _____ a look.

It had a round body, soft fur, spikey _____ and a long _____. “Oh no!” yelled Sant.

“An ant _____! I am out of _____!”



What’s missing?



Instructions: Read the book *Sant and the mystery sound* to complete this activity.

The missing words are written in a number code. Match the number with the alphabet letter to reveal the word. Once you have the words, read the sentences and fill in what’s missing.

Code answers: Remove and use for checking if needed.

nose	sound	sneak
leaf	sight	squeak
here	eater	quills



“Oh no!” yelled Sant.

Set 9 Sant and the mystery sound



“An ant eater! I am out of here!”
Sant left the leaf and ran away.

Set 9 Sant and the mystery sound



Swish, squeak! “What is that
sound? It sounds like a toy,”
said Sant.

Set 9 Sant and the mystery sound



It looked like a pile of twigs rolling
along the ground.

Set 9 Sant and the mystery sound



One day Sant was dragging a big,
green leaf back to the hole.

Set 9 Sant and the mystery sound



It had a round body, soft fur,
spikey quills and a long nose.

Set 9 Sant and the mystery sound

Sequence the story


Instructions: Read the book *Sant and the mystery sound* to complete this activity.
Cut out all cards. Match the words to the pictures and then put the events in order.



An exclamation mark ends a phrase or sentence to express strong feelings.

Name:

Date:



1. "Oh no!" yelled Sant.

oh no yelled sant

2. an ant eater i am out of here

(1 set of speech marks, 2 capital letters, 2 exclamation marks, look at page 8)

Punctuation



Instructions: Use the book *Sant the ant and the mystery sound* and the example to put in the correct punctuation for these sentences.

Rewrite the sentences with correct punctuation.

Extension: Instructor to use 1-2 sentences as supported dictation.


Bingo Caller's word grid

Set 9 Sant and the mystery sound

away	quills	pile	sight	strong	mystery
was	said	save	body	yelled	squeak
leaf	hard	swish	eater	sound	bigger


1 Set 9 Sant and the mystery sound

away	was	squeak
save	said	mystery
swish	hard	strong




2 Set 9 Sant and the mystery sound

quills	said	mystery
pile	save	squeak
eater	hard	swish




3 Set 9 Sant and the mystery sound

leaf	away	strong
body	sound	bigger
was	sight	yelled




4 Set 9 Sant and the mystery sound

body	sight	quills
bigger	leaf	pile
sound	yelled	eater



5 Set 9 Sant and the mystery sound

yelled	away	save
squeak	eater	said
mystery	sound	was



6 Set 9 Sant and the mystery sound

pile	sight	quills
bigger	body	leaf
strong	hard	swish



Sant and the mystery sound – bingo game



Materials: 2 x copies of the word grid: 1 cut up in a hat or container and 1 for the Bingo Caller, counters for players, individual player boards (enlarge if needed)

Instructions: The Bingo Caller takes a word out of the hat, reads it aloud and crosses it off the word grid. Players cover the word with a counter on their player board if they have that word. When all words are covered on a player board, the player calls out 'Bingo!' The Bingo Caller uses the word grid to check the winner's bingo card.

Variation: This game can be shortened by players getting 3 in a row.