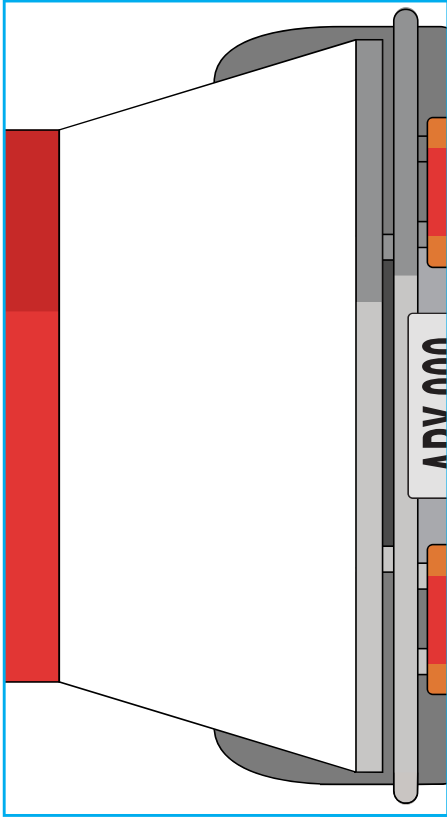
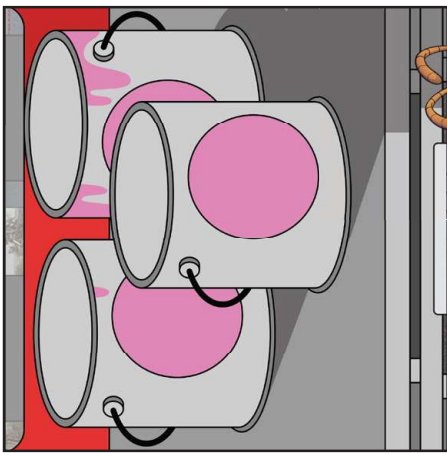






Name: Date:



r _ _ _

p _ _ _

He transports cans of paint.



a big red truck

The truck skids.

A trail of pink prints.

Write, read, draw

Instructions: Read the book *Pink prints on the road* to complete these activities.

Words for writing: Look at the picture and fill in the missing sounds.

Words for drawing: Read the words and draw a picture. Label your drawings.



Name: _____ Date: _____

p__nt or / ai / oa

dr__s ie / ai / oa

tr__l or / ai / ee

f__t ie / oa / ee

r__d or / j / oa

transp__rts

ai / ee / or

transports back runs standstill truck tip

Jeff has a big red _____.



He _____ cans of paint.




The truck skids to a _____.



Jeff _____ across the road.



Cans of paint _____ off the _____
of the truck.



What's missing?

Instructions: Read the book *Pink prints on the road* to complete these activities.

What sound is missing? Fill in the missing sounds.

What word is missing? Read the sentence. Choose a word to complete the sentence.

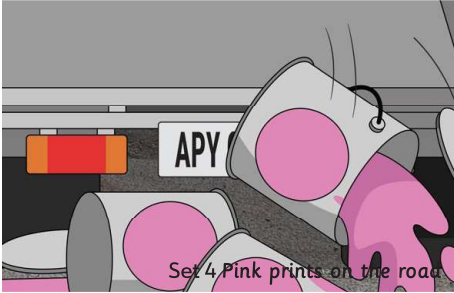




Set 4 Pink prints on the road

The paint dries.

Set 4 Pink prints on the road



Set 4 Pink prints on the road

Cans of paint tip off the back of the truck.

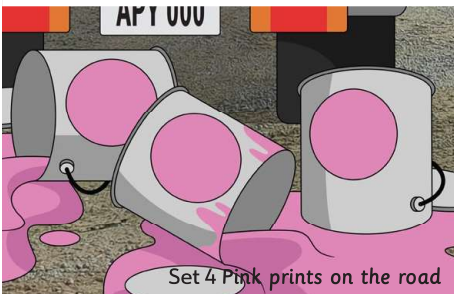
Set 4 Pink prints on the road



Set 4 Pink prints on the road

Jeff has a big red truck.

Set 4 Pink prints on the road



Set 4 Pink prints on the road

The lids come off the cans and pink paint spills on the road.

Set 4 Pink prints on the road



Set 4 Pink prints on the road

He transports cans of paint.

Set 4 Pink prints on the road




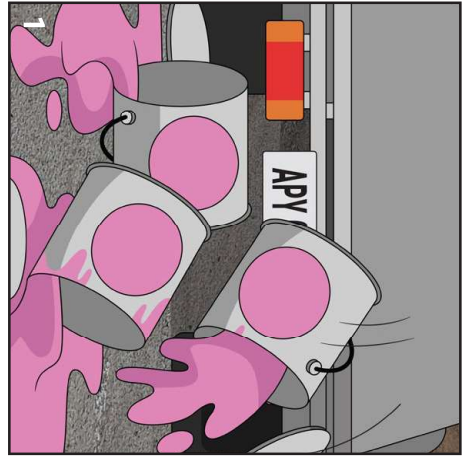
Set 4 Pink prints on the road

Jeff runs across the road.

Set 4 Pink prints on the road

Sequence the story

Instructions: Read the book *Pink prints on the road* to complete this activity.
Cut out all cards. Match the words to the pictures and then put the events in order.



Name: _____

Date: _____

Cans	of	paint	tip	off	the	truck	.
Why	did	Jeff	stop	the	truck	?	

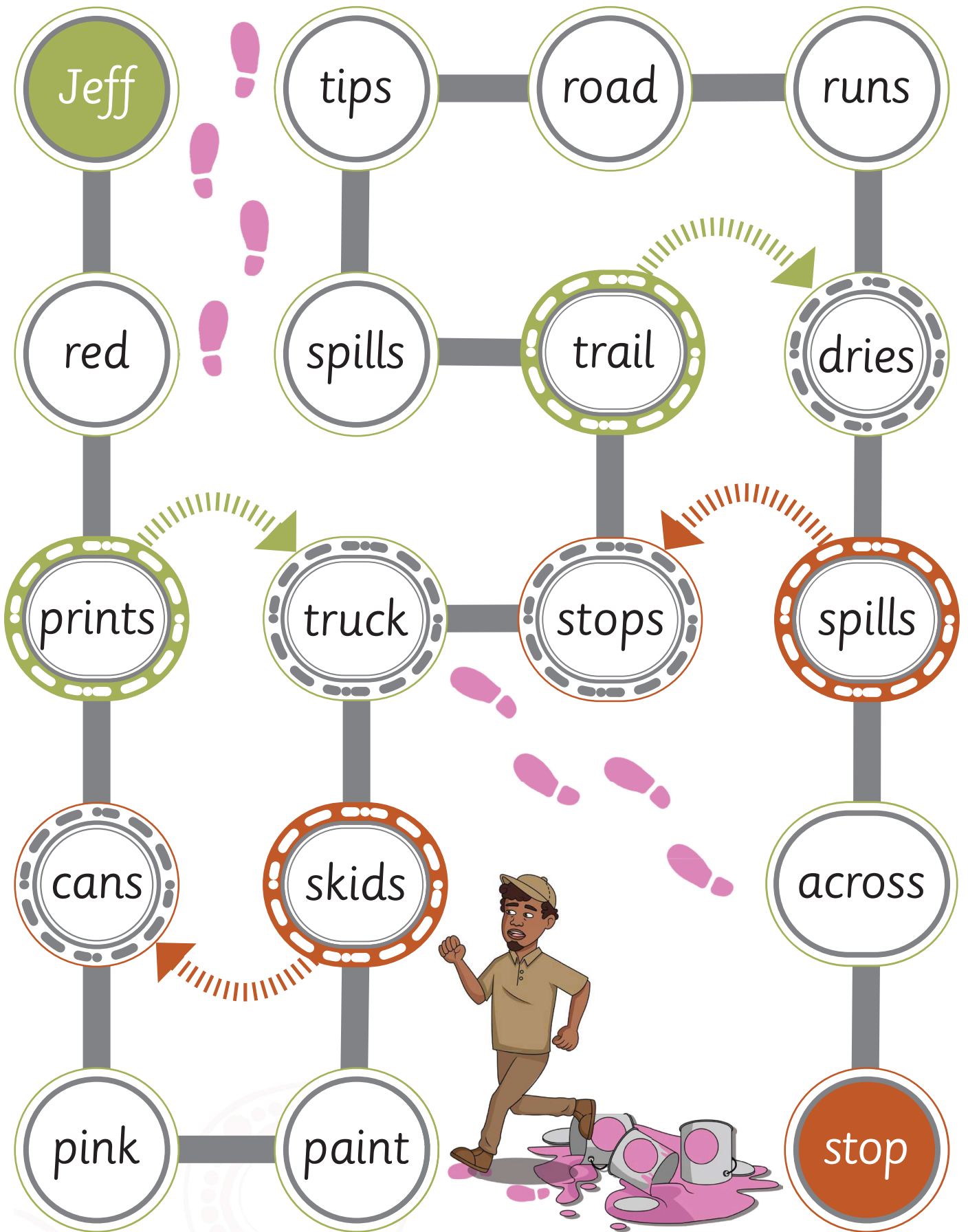
1							
2							

Read it, mix it, make it

Instructions:

Read the sentence aloud to an adult or partner three times. Cut up and mix up the sentence. Make the sentence again and read it to someone, to check it makes sense.

Extension: Write the sentence and illustrate.



Pink prints on the road – stepping track



Materials: 1 die, player tokens, game board

Instructions: Players put their token on the green circle to start. They take turns to roll the die and move forward spaces, saying each word as they pass. Arrows send the player forward or back when they land on them at the end of their turn.