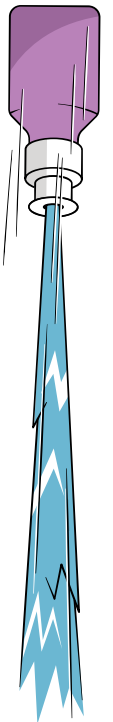


Name: ..... Date: .....

a=1	b=2	c=3	d=4	e=5	f=6	g=7	h=8	i=9
j=10	k=11	l=12	m=13	n=14	o=15	p=16	q=17	r=18
s=19	t=20	u=21	v=22	w=23	x=24	y=25	z=26	

4 . 15 . 23 . 14	6 . 9 . 26 . 26 . 25	12 . 1 . 21 . 14 . 3 . 8	23 . 8 . 25
16 . 1 . 21 . 12	14 . 5 . 5 . 4 . 19	2 . 15 . 20 . 20 . 12 . 5	15 . 21 . 20
6 . 12 . 5 . 23	7 . 1 . 19	20 . 21 . 18 . 14 . 5 . 4	19 . 11 . 25

Paul followed the steps and \_\_\_\_\_ the bottle upside \_\_\_\_\_ in the mug. \_\_\_\_\_ counted down for the \_\_\_\_\_. Whoosh! It \_\_\_\_\_ into the \_\_\_\_\_. \_\_\_\_\_ does the rocket go up? The \_\_\_\_\_ tablet lets off a gas that fills the \_\_\_\_\_. The gas \_\_\_\_\_ to escape. The lid pops open as the \_\_\_\_\_ pushes the water down and \_\_\_\_\_.



### What's missing?

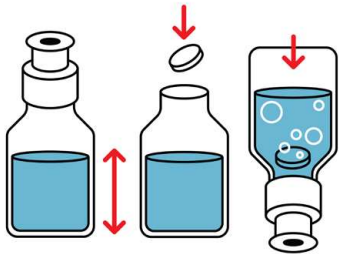


**Instructions:** Read the book *Paul's rocket launch* to complete these activities.

The missing words are written in a number code. Match the number with the alphabet letter to reveal the word. A bold number denotes a capital letter. Once you have the words, read the sentences and fill in what's missing.

**Code answers:** Remove and use for checking if needed.

down	fizzy	launch	<b>Why</b>
<b>Paul</b>	needs	bottle	out
flew	gas	turned	sky



Set 10 Paul's rocket launch

Why does the rocket go up? The fizzy tablet lets off a gas that fills the bottle.

Set 10 Paul's rocket launch



Set 10 Paul's rocket launch

Quickly screw on the pop-top lid and put upside down in a mug. Stand back!

Set 10 Paul's rocket launch



Set 10 Paul's rocket launch

Paul counted down for the launch. 10, 9, 8, 7, 6, 5, 4, 3, 2, 1

Set 10 Paul's rocket launch



Set 10 Paul's rocket launch

Paul's teacher showed him how to make a rocket: First get a small, plastic bottle with a pop-top lid.


Set 10 Paul's rocket launch



Set 10 Paul's rocket launch

Whoosh! It flew into the sky.

Set 10 Paul's rocket launch



Set 10 Paul's rocket launch

Then fill the bottle with water, two-thirds of the way. Put a fizzy tablet in the bottle.

Set 10 Paul's rocket launch

## Sequence the story

**Instructions:** Read the book *Paul's rocket launch* to complete this activity. Cut out all cards. Match the words to the pictures and then put the events in order.



An exclamation mark ends a phrase or sentence to express strong feelings. A question ends with a question mark.

Name: .....

Date: .....

Can you fix these sentences?



1. Whoosh! It flew into the sky.

Why does the rocket go up?

whoosh it flew into the sky

why does the rocket go up

---



---



---

2. quickly screw on the pop-top lid stand back  
what will happen

(3 capital letters, 1 exclamation mark, 1 question mark, 1 full stop)

---



---




---

## Punctuation



**Instructions:** Use the book *Paul's rocket launch* and the example to put in the correct punctuation for these sentences. Rewrite the sentences with correct punctuation.

**Extension:** Instructor to use 1-2 sentences as supported dictation.



Name: .....

Date: .....

- 1 Paul's teacher and class made a \_\_\_\_\_.
- 2 They used a bottle with a \_\_\_\_\_ - \_\_\_\_\_ lid.
- 3 They filled the small, \_\_\_\_\_ bottle two-thirds of the way with water.
- 4 Paul put a fizzy tablet in the bottle, and \_\_\_\_\_ put the lid on.
- 5 Paul sat the bottle \_\_\_\_\_ down in a mug.
- 6 Paul \_\_\_\_\_ down for the launch.  
The rocket went up!
- 7 How did the rocket \_\_\_\_\_ happen?
- 8 The fizzy tablet filled the bottle with \_\_\_\_\_.
- 9 The gas \_\_\_\_\_ the water.
- 10 The water went \_\_\_\_\_ and out.
- 11 This let the gas \_\_\_\_\_.
- 12 The bottle flew up! \_\_\_\_\_!



## Paul's rocket launch puzzle clues



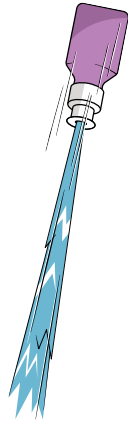
**Instructions:** Read *Paul's rocket launch* to complete this activity.

First complete this clues page, by reading each sentence, referring to the story and choosing a word to complete the sentence. The number of letters for each missing word are given. Use the number of each clue to write the missing word into the crossword grid on the puzzle page.



Can you reveal the mystery highlighted words?

Name: .....

Date: .....



					1							
					2			-				
3												
	4											
		5										
			6									
						7						
						8						
							9					
				10								
					11							
12										!		



# Paul's rocket launch puzzle

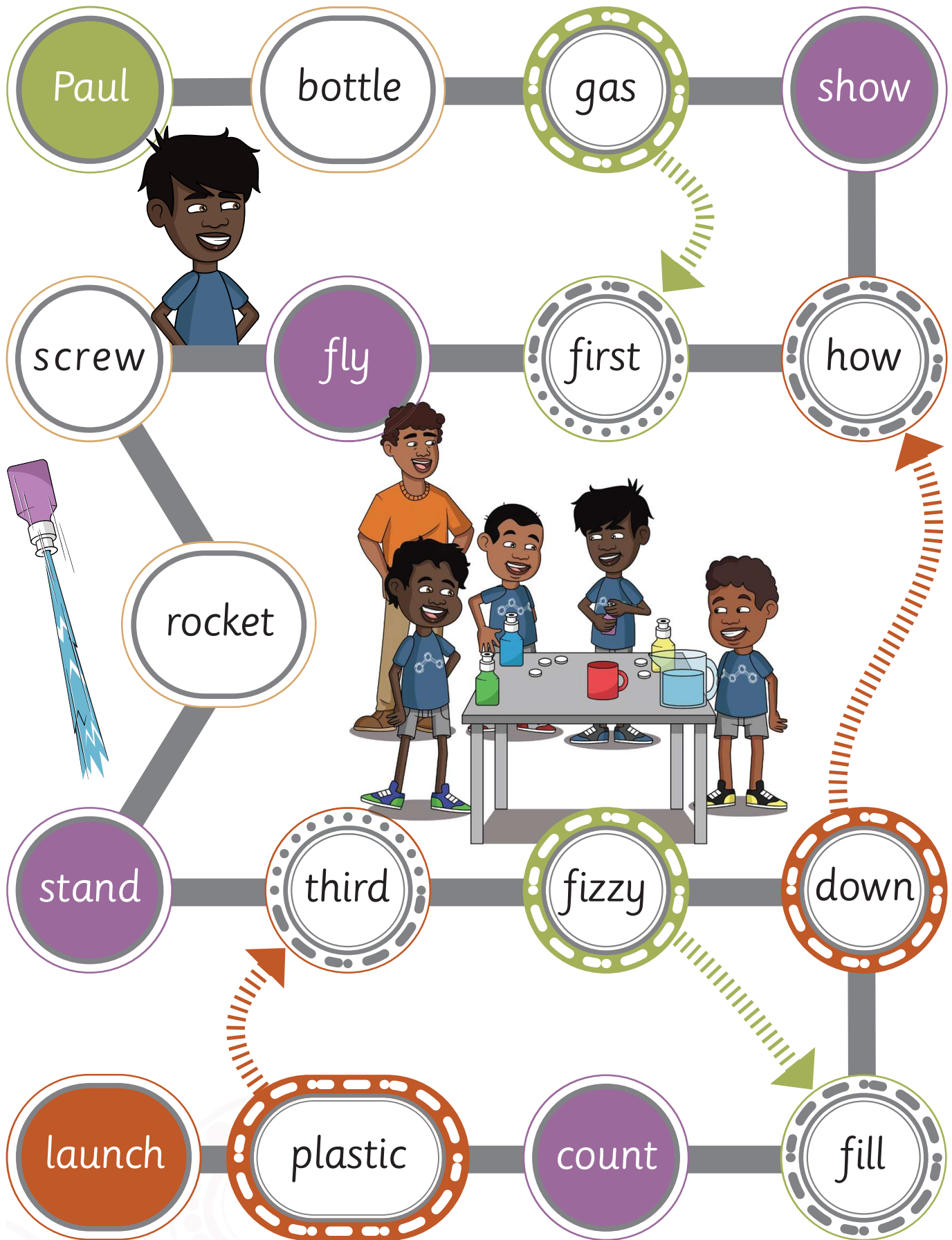


**Instructions:** Read *Paul's rocket launch* to complete this activity.

First complete the clues page, by reading each sentence, referring to the story and choosing a word to complete the sentence. Then write the clue words into the crossword puzzle using the numbers to reveal the mystery highlighted words.

**Clues:** 1. rocket, 2. pop-top, 3. plastic, 4. quickly, 5. upside, 6. counted, 7. launch, 8. gas, 9. pushed, 10. down, 11. escape, 12. Whoosh!

**Answer:** rocket launch



## Paul's rocket launch – game



**Materials:** 1 die, player tokens, game board

**Instructions:** Players put their token on the green circle to start. They take turns to roll the die and move forward spaces, saying each word as they pass. Arrows send the player forward or back when they land on them at the end of their turn. When players land on a purple space, read the verb and then say the past tense.

**Variation:** When players land on the purple space they use the verb in a sentence, using past, present or future tense.