

Name:

Date:

a=1	b=2	c=3	d=4	e=5	f=6	g=7	h=8	i=9
j=10	k=11	l=12	m=13	n=14	o=15	p=16	q=17	r=18
s=19	t=20	u=21	v=22	w=23	x=24	y=25	z=26	

12 . 5 . 1 . 22 . 5 . 19	4 . 1 . 25	13 . 5 . 19 . 19 . 25
16 . 1 . 9 . 14 . 20 . 19	14 . 5 . 1 . 20	20 . 5 . 1 . 3 . 8 . 5 . 18
13 . 1 . 7 . 7 . 9 . 5	13 . 1 . 11 . 5	20 . 18 . 21 . 14 . 11

Millie is _____. She _____ with a brush.

Maggie is _____. She takes big globs of paint and smears them around to _____ patterns.



One _____ the teacher asked for helpers to paint a tree.

Both Millie and _____ put up their hands.

The _____ looked at them, puzzled.

“Right! Millie, you can paint the _____ and the branches. Maggie can paint the _____.”



What’s missing?



Instructions: Read the book *Neat and messy* to complete this activity.

The missing words are written in a number code. Match the number with the alphabet letter to reveal the word. A bold number denotes a capital letter. Once you have the words, read the sentences and fill in what’s missing.


Code answers: Remove and use for checking if needed.

leaves	day	messy
paints	neat	teacher
M aggie	make	trunk




One day the teacher asked for helpers to paint a tree for the classroom.

Set 9 Neat and messy



“Millie, you can paint the trunk and branches. Maggie can paint the leaves.”

Set 9 Neat and messy



Millie took a brush and painted fine lines. Then it was time for Maggie to paint her part.

Set 9 Neat and messy



Millie is neat. Maggie is messy. Could you ever think of these two painting together?

Set 9 Neat and messy



The teacher could not speak. Both styles came together. Neat and messy.

Set 9 Neat and messy



Maggie grabbed bright green paint and slammed it onto the canvas. Then some grey. BAM!

Set 9 Neat and messy

Sequence the story

Instructions: Read the book *Neat and messy* to complete this activity.


Cut out all cards. Match the words to the pictures and then put the events in order.

A sentence starts with a capital letter and ends with a full stop. Names also have capital letters.

Name:

Date:

Can you put in all the capital letters and question marks?



1. Maggie is messy. She paints with her hands. She takes big globs of paint and smears them around to make patterns.

maggie is messy she paints with her hands she takes big globs of paint and smears them around to make patterns

2. both millie and maggie put up their hands the teacher looked at them puzzled

(4 capital letters, 2 full stops, 1 comma – look at pages 4-5)

Punctuation



Instructions: Use the book *Neat and messy* and the example to put in the correct punctuation for these sentences.

Rewrite the sentences with correct punctuation.

Extension: Instructor to use 1-2 sentences as supported dictation.

1 pony-tail	2 very	3 messy	4 glob	5 patterns	6 right
12 neat	11 wildly	10 teacher	9 lines	8 could	7 make
13 tree	14 paints	15 cream	16 Millie	17 fine	18 ever
24 helpers	23 Maggie	22 art	21 peachy	20 grey	19 smears
25 slammed	26 puzzled	27 green	28 canvas	29 using	30 painting
36 stunning	35 shades	34 grabbed	33 together	32 shapes	31 enjoy

Neat and messy – snakes and ladders



Materials: 1 die, player counters, game board

Instructions: Players put their token on the start. They take turns to roll the die and move forward spaces, saying each word as they pass. Go up the ladders and down the snakes when landed on.

Variation: If a player lands on a ladder, they read the word and say a rhyming word. If they land on a snake, they read the word and mime it before they go down.