

Name: _____

Date: _____

C ___ per er / oo / ar

gr ___ nd or / ou / oa

f ___ nd ou / ai / oa

p ___ nting ar / oi / er

y ___ d ar / ou / er

Jennif ___ er / ou / ar

Many class members dropped rubbish on
the _____ in the yard.


Cooper thinks that the _____ looks
like a rubbish tip.

_____ and Cooper pick up the
litter with _____.

They found some sports _____ too.

Cooper and Jennifer _____ a club to
keep the yard rubbish-free.

Do not be a litter bug! _____ our club.




What's missing?

Instructions: Read the book *Litter bug* to complete these activities.

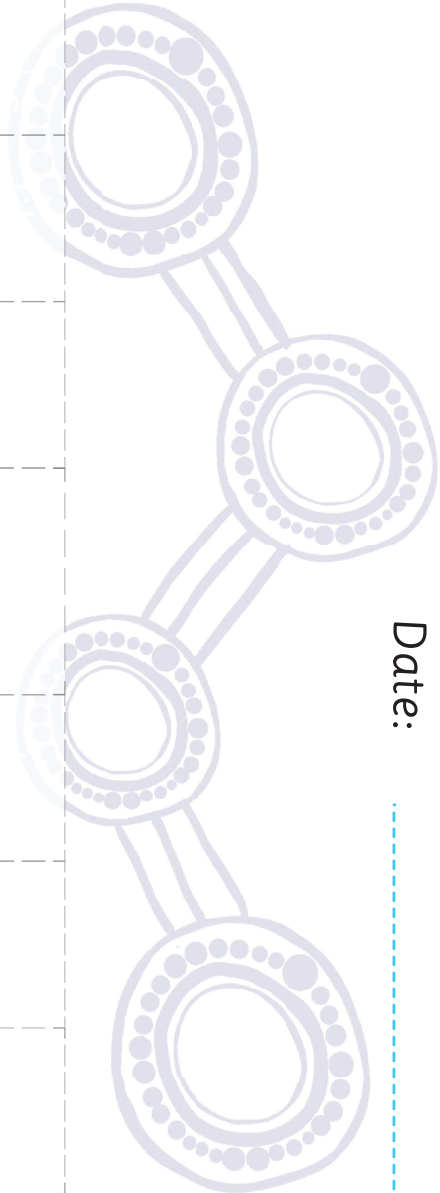
What sound is missing? Fill in the missing sounds.

What word is missing? Read the sentence. Find words in the book to complete these sentences.



Name: _____

Date: _____



--	--	--	--	--	--	--	--	--	--

“	Our	yard	looks	like	a	rubbish	tip	!	”
said	Cooper	.							

Read it, mix it, make it

Instructions: Read the sentence aloud to an adult or partner three times. Cut up and mix up the sentence. Make the sentence again and read it to someone, to check it makes sense.

Extension: Write the sentence and illustrate.





So, Cooper and Jennifer spent all of lunchtime picking up the rubbish with tongs.

Set 7 Litter bug



They found some sports equipment too and put it back in the classroom.

Set 7 Litter bug



“Let’s start a club.” Jennifer and Cooper did a poster. Do not be a litter bug! Join our club.

Set 7 Litter bug



“Our yard looks like a rubbish tip!” said Cooper.

Set 7 Litter bug



The next lunchtime they saw just as much litter. “We cannot pick up rubbish every day.”

Set 7 Litter bug



Jennifer and Cooper saw class members drop rubbish on the ground in the yard.

Set 7 Litter bug

Sequence the story

Instructions: Read the book *Litter bug* to complete this activity.

Cut out all cards. Match the words to the pictures and then put the events in order.

Speech marks are used to show the words that are spoken.

Name:

Date:

Our yard looks like a rubbish tip!

1. “Our yard looks like a rubbish tip!” said Cooper.
Our yard looks like a rubbish tip! said Cooper.



2. Hang on! We cannot pick up rubbish everyday, said Jennifer. (1 set of speech marks)

3. I do not like seeing all the litter, cried Jennifer, pointing to the chip packets left of the ground.
Let’s pick it up. (2 sets of speech marks, look on page 3)

Punctuation



Instructions: Use the book *Litter bug* and the example to put in the correct punctuation for these sentences. Rewrite the sentences with correct punctuation.
Extention: Use 1-2 sentences as supported dictation.



Litter bug – stepping track game



Materials: 1 die, player tokens, game board, cards

Instructions: Players puts their token on the green circle to start. They take turns to roll the die and move forward spaces, saying each word as they pass. If they land on the litter bug, they pick up a card, read it and move forward or back. Put the card on the bottom of the pack.

“Our yard looks like a rubbish tip!”



The next lunchtime they saw just as much litter.



“Let’s pick it up.”



Jennifer did a poster and stuck it up.



Cooper and Jennifer picked up the rubbish with tongs.



Keep our yard rubbish-free!



“I do not like seeing all the litter.”



Do not be a litter bug!



We cannot pick up rubbish every day.



Join our club.



“Let’s start a club.”



Class members drop rubbish.



They found some sports equipment.



Do not be a litter bug!

