

Name: _____ Date: _____

l ___ d ow / ou

h ___ m ___ o-e / ow / o

ar ___ nd ow / ou

her ___ o-e / ow / o

cr ___ ded ow / ou

p ___ erful ou / ow / o



third team turned Throw lightning
base crowd umpire thrown girl

Lilly ran like _____ – first base, second base.


“_____ it!” shouted the _____.

The _____ threw the ball like a rocket to reach
_____ base. However, Lilly had just _____ the
corner and was sprinting home.

The ball was quickly _____ to the catcher.

“Slide! Slide!” yelled Lilly’s _____. Lilly slid under
the catcher to put her foot on the _____.

“Safe!” called the _____.



What’s missing?

Instructions: Read the book *Lilly, the home-run hero* to complete these activities.

What sound is missing? Fill in the missing sounds.

What word is missing? Read the sentence. Choose a word to complete the sentence. Use the book to help.

Extension: Highlight all the verbs.



Lilly ran like lightning - first base, second base. The rest of the runners got home.

Set 10 Lilly, the home-run hero



The pitcher frowned and looked for the signal from the catcher. Lilly waited, her bat raised.

Set 10 Lilly, the home-run hero



The ball was quickly thrown to the catcher. "Slide! Slide!" yelled Lilly's team.

Set 10 Lilly, the home-run hero



The crowd was murmuring as Lilly stepped up to the plate.

Set 10 Lilly, the home-run hero



She swung. Bang! The ball powered over the players, just out of their reach.

Set 10 Lilly, the home-run hero



The first ball was low and slow. Lilly swung and missed. Strike one!

Set 10 Lilly, the home-run hero

Sequence the story

Instructions: Read the book *Lilly, the home-run hero* to complete this activity.

Cut out all cards. Match the words to the pictures and then put the events in order. Use the book to help you.



An exclamation mark ends a phrase or sentence to express strong feelings. Speech marks are used to show the words that are spoken.

Name:

Date:

Hooray for Lilly, the home-run hero!



1. the rest of the runners got home
lilly lilly the team chanted

(1 set speech marks, 2 exclamation marks,
3 capital letters, 2 full stops – look at page 6)

2. the team crowded around lilly hooray for lilly the
home-run hero (1 set of speech marks, 4 capital letters,
1 exclamation mark, 1 comma)

Punctuation



Instructions: Use the book *Lilly, the home-run hero* to put in the correct punctuation for these sentences. Rewrite the sentences with correct punctuation.

Extension: Instructor to use 1-2 sentences as supported dictation.

Bingo Caller's word grid


Set 9 Lilly, the home-run hero

threw	grew	strike	fly	draw	speak
throw	grow	struck	flew	drew	spoke
choose	chose	slide	slid	swing	swung


1 Set 9 Lilly, the home-run hero

swing 	grew	threw
strike	grow	slide
fly	choose	throw


2 Set 9 Lilly, the home-run hero

struck 	threw	slid
grow	slide	flew
choose	throw	grew

3 Set 9 Lilly, the home-run hero

strike 	swung	drew
swing	chose	draw
throw	struck	speak


4 Set 9 Lilly, the home-run hero

swung 	drew	slid
flew	draw	spoke
struck	speak	chose

5 Set 9 Lilly, the home-run hero

slide 	grew	fly
strike	grow	spoke
swing	speak	chose

6 Set 9 Lilly, the home-run hero

threw 	drew	swung
flew	draw	spoke
fly	choose	slid

Lilly, the home-run hero – bingo game



Materials: 2 x copies of the word grid: 1 cut up in a hat or container and 1 for the Bingo Caller, counters for players, individual player boards (enlarge if needed)

Instructions: The Bingo Caller takes a word out of the hat, reads it aloud and crosses it off the word grid. Players cover the word with a counter on their player board if they have that word. When all words are covered on a player board, the player calls out 'Bingo!' The Bingo Caller uses the word grid to check the winner's bingo card.

Variation: This game can be shortened by players getting 3 in a row.