

Name: _____ Date: _____

sc ___ p or / ee / oo

st ___ l or / ee / oa

nect ___ ar / ee / oo

bla ___ ch / th / ck

m ___ ks or / ar / oo

gr ___ nd or / ee / ou



under hunts gold scoops collects
sweet ground

Mum _____ for honey ants, tjala.

The black ants have three _____
marks on their backs.Mum digs to get to the ant nest
_____ the _____.

She _____ out the sand.

Mum _____ the tjala from the tunnels.

I suck the _____ nectar out.




What's missing?

Instructions: Read the book *Hunting for ants* to complete these activities.

What sound is missing? Fill in the missing sounds.

What word is missing? Read the sentence. Choose a word to complete the sentence. Use the book to help.



Name:

Date:

.....

1

--	--	--	--	--	--	--	--	--	--

2

--	--	--	--	--	--	--	--	--	--

Mum hunts for honey ants , tjala .

Mum digs to get to the nest under the ground .

Read it, mix it, make it

Instructions: Read the sentence aloud to an adult or partner three times. Cut up and mix up the sentence. Make the sentence again and read it to someone, to check it makes sense.

Extension: Write the sentence and illustrate.



Set 7 Hunting for ants

She collects the honey ants from the ant tunnels.

Set 7 Hunting for ants



Set 7 Hunting for ants

She digs for a long time with a steel bar. Dig, dig, dig.

Set 7 Hunting for ants



Set 7 Hunting for ants

Mum hunts for honey ants, tjala.

Set 7 Hunting for ants



Set 7 Hunting for ants

I hold the ant and suck the sweet nectar out. Yum.

Set 7 Hunting for ants



Set 7 Hunting for ants

She scoops out the sand with her hands and sits in the deep pit.

Set 7 Hunting for ants



Set 7 Hunting for ants

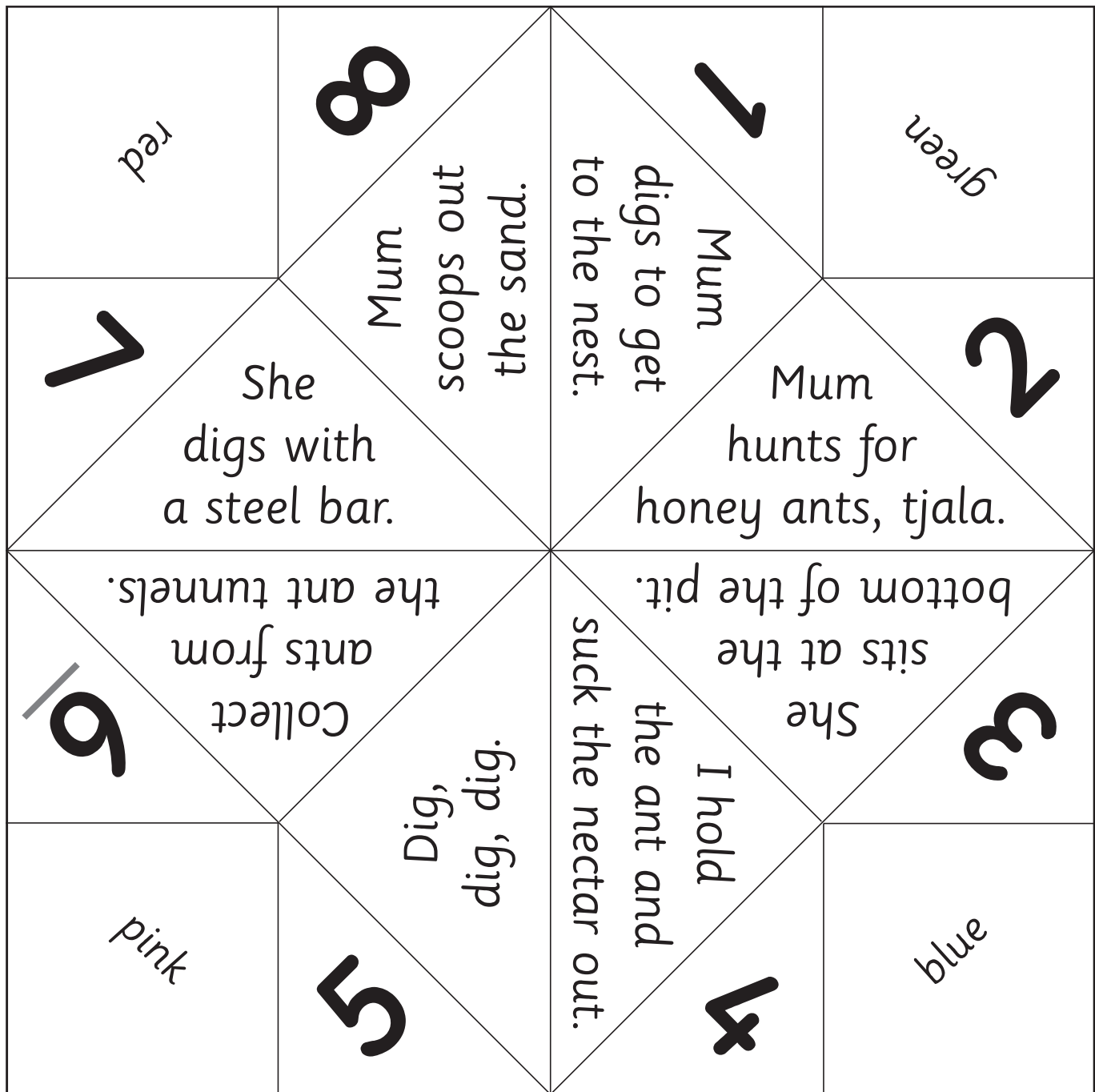
Mum digs to get to the nest under the ground.

Set 7 Hunting for ants

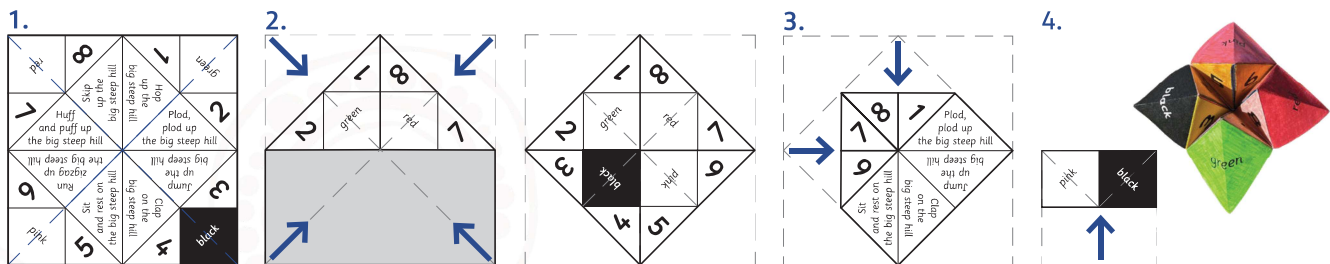
Sequence the story

Instructions: Read the book *Hunting for ants* to complete this activity.

Cut out all cards. Match the words to the pictures and then put the events in order.



1. Cut out the chatterbox. Find the centre of the square by folding in half diagonally, both ways. Open up and place print side down.
2. Fold the 4 corners of the square into the middle.
3. Turn over and fold the 4 corners into the middle.
4. Fold in half to make a small rectangle. Slip fingers under the flaps and turn corners towards each other. Start playing!



Hunting for ants – chatterbox

Instructions: Scoop, dig, hunt, collect - which part of the story will you act out?

Select colours and numbers on the chartterbox. Once you get to the final selection, follow the instruction and act out how you are hunting for ants.

Print one chatterbox per person. Colour or decorate as needed.

A sentence starts with a capital letter and ends with a full stop.

Name:

Date:

Can you put in the capital letters and full stops?



1. She digs for a long time with a steel bar.

she digs for a long time with a steel bar

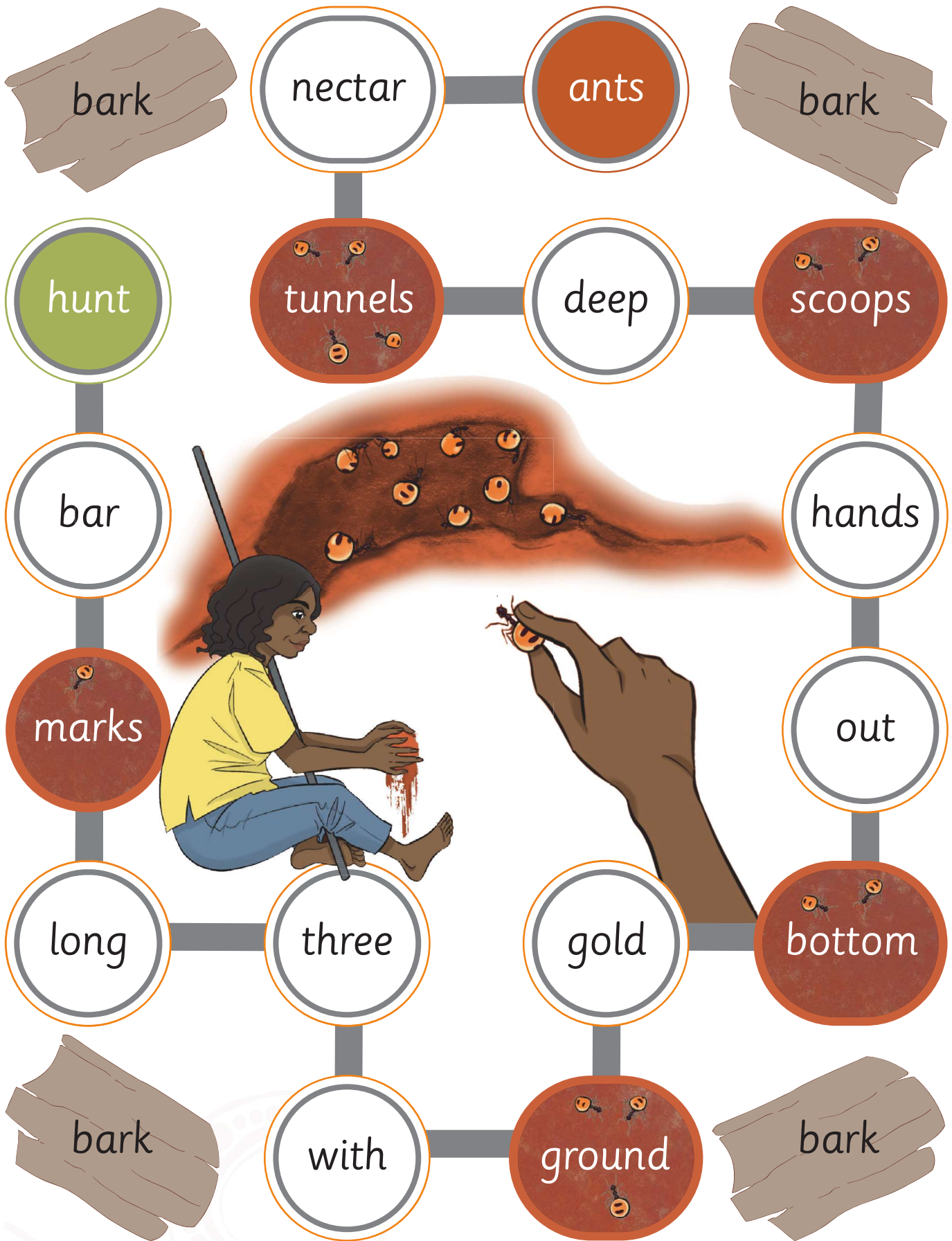
2. mum scoops out the sand with her hands
(1 capital letter, 1 full stop)

3. she sits at the bottom of the deep pit she collects the honey ants from the ant tunnels
(2 capital letters, 2 full stops)

Punctuation

Instructions: Use the book *Hunting for ants* and the example to put in the correct punctuation for these sentences. Rewrite the sentences with correct punctuation.

Extension: Instructor to use 1-2 sentences as supported dictation.



Hunting for ants – stepping track game



Materials: 1 die, player tokens, many counters as 'ants', game board

Instructions: 2-4 players. Place many 'ants' on the tunnel. Players put their token on the green circle to start. They take turns to roll the die and move forward spaces, saying each word as they pass. If a player lands on a tunnel circle they say the word and collect the ant/s to put on their bark. There are 2 winners for this game – the player to finish first and the player with the most ants. **Variation:** Sound out the word you land on and collect an ant for each sound, eg, b-ar = 2 ants; th-r-ee = 3 ants; g-r-ou-n-d = 5 ants