

Name: Date:

a=1	b=2	c=3	d=4	e=5	f=6	g=7	h=8	i=9
j=10	k=11	l=12	m=13	n=14	o=15	p=16	q=17	r=18
s=19	t=20	u=21	v=22	w=23	x=24	y=25	z=26	

16 . 5 . 1 . 3 . 8	19 . 23 . 5 . 5 . 20	2 . 5 . 1 . 14 . 19	14 . 15 . 23
1 . 16 . 16 . 12 . 5	4 . 5 . 19 . 5 . 18 . 20	6 . 9 . 18 . 19 . 20	4 . 18 . 25
7 . 18 . 5 . 5 . 14	25 . 5 . 12 . 12 . 15 . 23	7 . 18 . 15 . 23	5 . 1 . 20

_____ in the rainbow is red.

Tomato, strawberry, _____. "I _____ mangata.

They are so _____ when dark red!"

Next is orange and _____.

Carrot, corn, _____. Can you _____ them?

"I eat kampurara – _____ raisin.

I _____ them to eat later. Yum."

"What's _____? What _____ food can you eat?"

Spinach, peas, green _____, cucumber.



What's missing?




Instructions: Read the book *Eat a rainbow with Sant* to complete these activities.

The missing words are written in a number code. Match the number with the alphabet letter to reveal the word. Once you have the words, read the sentences and fill in what's missing.

Code answers: Remove and use for checking if needed.

peach	sweet	beans	now
apple	desert	First	dry
green	yellow	grow	eat



Name: _____

Date: _____

First in the rainbow is blue.



Mulga apple is green and crunchy.



Sant eats desert raisins.



Desert raisins are soaked to eat later.




Ili means fig.



Spinach, peas and grapes are green.



Eating good food makes you weak.



Thumbs up / thumbs down

Instructions: Read the book *Eat a rainbow with Sant* to complete this activity. Read the sentence and decide if it is true or false in the story. Use the book to help. Circle thumbs up for true and thumbs down for false.

Commas are used to separate words in a list.

Name:

Date:

Where do the commas go?



1. First the rainbow is red. Tomato, red capsicum, strawberry, apple.

first in the rainbow is red tomato
red capsicum strawberry apple

2. spinach peas apples grapes green beans
cucumber which ones go raw in a salad

(2 capital letters, 5 commas, 1 full stop, 1 question mark,
look at page 4)

3. can you grow them what can you eat

(2 capital letters, 2 question marks)


Punctuation



Instructions: Use the book *Eat a rainbow with Sant* and the example to put in the correct punctuation for these sentences.

Rewrite the sentences with correct punctuation.

Extension: Instructor to use 1-2 sentences as supported dictation.



Eat a rainbow with Sant – stepping track



Materials: 1 die, player tokens, game board, cards

Instructions: Players put their token on the green circle to start. They take turns to roll the die and move forward spaces, saying each word as they pass. If they land on Sant, they pick up a card, read it and clap the syllables in the word. Put the card on the bottom of the pack.

Variation: Describe the food. Think of another food that is the same colour.



mangata
(mang/a/ta)
quandong
Back 2



strawberry
(straw/be/rry)
Back 2



kampurara
(kam/pu/ra/rra)
desert raisin
Forward 2



rockmelon
(rock/mel/on)
Forward 2




tarulka
(ta/rrul/ka)
mulga apple
Forward 1



corn
Forward 1



ili (i/li)
rock fig
Back 1



cucumber
(cu/cum/ber)
Back 1



maku (ma/ku)
witchetty grub
Forward 1



blueberry
(blue/be/rry)
Forward 1



tjanmata
(tjan/ma/ta)
onion
Back 1



plum
Back 1



tjala (tja/la)
honey ant
Forward 2



mushroom
(mush/room)
Forward 2