


Name: \_\_\_\_\_ Date: \_\_\_\_\_

fl \_\_\_ t ai / oa / or

l \_\_\_ ks oo / oa / or

s \_\_\_ s oo / or / ee

b \_\_\_ t or / ie / oa



looks float sitting flipping  
stand himself flips

Gavin looks at Brad \_\_\_\_\_ on the log and swims across to him. He drags

\_\_\_\_\_ on too. They \_\_\_\_\_

on the 'boat'. "Hold the log still.

I will \_\_\_\_\_ on it," says Brad.

Brad stands on the log and

\_\_\_\_\_ off into the water.



The kids have fun \_\_\_\_\_ into the water off the 'boat'.


Brad \_\_\_\_\_ back at his 'boat'.

### What's missing?

**Instructions:** Read the book *Brad's boat* to complete these activities.

**What sound is missing?** Fill in the missing sound from the choices given.

**What word is missing?** Read the sentence. Choose a word to complete the sentence. Use the book to help you.



Name: \_\_\_\_\_

Date: \_\_\_\_\_

Brad pretends a log is a boat.



Gavin swings on the rope and drops into the water.



The kids have fun flipping off the rocks.



Mum yells, "Stop jumping!"



Brad stands on the log and flips into the water.



Gavin drags himself up onto the log too.




## Thumbs up / thumbs down

**Instructions:** Read the book *Brad's boat* to complete this activity.


Read the sentence and decide if it is true or false in the story. Use the book to help.

Circle thumbs up for true and thumbs down for false.



Gavin and Brad float on the 'boat'.

Set 5 Brad's boat



Wilfred tries to lift himself up, but the log sinks. Gavin and Brad tip off the log.

Set 5 Brad's boat



Gavin jumps into the water. Wilfred has a swim.

Set 5 Brad's boat




Brad swings on an old rope and drops into the water.

Set 5 Brad's boat



Brad drags himself onto a log. He pretends the log is a 'boat'.

Set 5 Brad's boat



The kids have fun flipping into the water off the 'boat'.


Set 5 Brad's boat

## Sequence the story

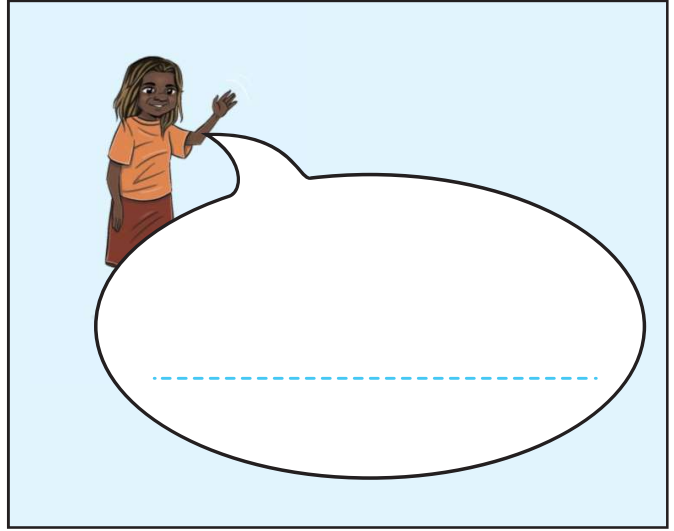
**Instructions:** Read the book *Brad's boat* to complete this activity.

Cut out all cards. Match the words to the pictures and then put the events in order.

# Speech bubbles



“Wait for me,”  
cries Wilfred.



“Come in,” says Mum.

# Speech marks



## Speech bubbles and speech marks



**Instructions:** Read the book *Brad's boat* to complete this activity.

**Speech bubbles:** Write what each person says in the speech bubble.

**Speech marks:** Write what each person says as if writing a story. Use speech marks around the words the characters say. Use the character's name in the sentence and use verbs like says, yells, cries or exclaims. Note that the story *Brad's boat* is written in the present tense. Students can write in the past tense if they prefer.

36 pretend	35 jumps	34 come	33 have	32 Gavin	31 sinks
25 plans	26 trunk	27 flipping	28 tree	29 likes	30 hold
24 boat	23 wait	22 Brad	21 pretending	20 still	19 swings
13 will	14 across	15 floating	16 drops	17 himself	18 cries
12 water	11 they	10 looks	9 rope	8 jumps	7 log
1 flips	2 swims	3 drops	4 hanging	5 pretend	6 Wilfred

## Brad's boat – snakes and ladders game



**Materials:** 1 die, player tokens, game board: print on A3 if needed.

**Instructions:** Players put their token on the start. They take turns to roll the die and move forward spaces, saying each word as they pass. If a player lands on a ladder they clap the syllables in the word and go up it. If a player lands on a snake they go down.