



Name:


Date:



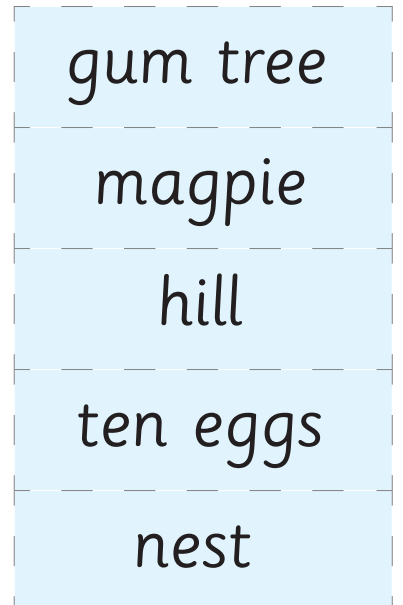
A big gum tree is on a hill.



A magpie sits in the gum tree on a nest.



Ten eggs in a nest



Write, read, draw

Instructions: Read the book *An egg in a nest* to complete these activities.

Words for drawing: Read the sentences and draw a picture for each one. Cut out the words and label the drawings.



Name: _____ Date: _____

magp ____ oa / ee / ie

gum tr ____ ie / ee / ai

l ____ d ai / j / k



lots tree sits big gum hill nest

A _____ gum tree is on a _____.


A magpie is in the _____ tree.

The magpie has a _____.

The nest is in the gum _____.

The magpie _____ on the nest.

She has laid _____ of eggs.



What's missing?

Instructions: Read the book *An egg in a nest* to complete these activities.

What sound is missing? Fill in the missing sounds.

What word is missing? Read the sentence. Choose a word to complete the sentence. Use the book to help.



Name:

Date:

The magpie laid ten eggs.



The nest is in the gum tree.



The magpie jumps on the nest.



The hill is on the gum tree.



Just 1 dog is left in the nest.



The big gum tree is on the hill.




The magpie sits on the nest.



Thumbs up / thumbs down

Instructions: Read the book *An egg in a nest* to complete this activity.

Read the sentence and decide if it is true or false in the story. Use the book to help.
Circle thumbs up for true and thumbs down for false.



A big gum tree is on a hill.

Set 4 An egg in a nest




A magpie is in the gum tree.

Set 4 An egg in a nest



The magpie has a nest.

Set 4 An egg in a nest



The nest is in the gum tree.

Set 4 An egg in a nest



The magpie sits on the nest.

Set 4 An egg in a nest



Just 1 egg is in the nest.

Set 4 An egg in a nest

Match the words and pictures

Instructions: Read the book *An egg in a nest* to complete this activity. Cut out all cards. Match the words to the pictures.

Name: _____

Date: _____



1																			
---	--	--	--	--	--	--	--	--	--	--	--	--	--	--	--	--	--	--	--

2																			
---	--	--	--	--	--	--	--	--	--	--	--	--	--	--	--	--	--	--	--

A	big	gum	tree	is	on	a	hill	.
The	magpie	sits	on	the	nest	.		

Read it, mix it, make it

Instructions:

Read the sentence aloud to an adult or partner three times. Cut up and mix up the sentence. Make the sentence again and read it to someone, to check it makes sense.


Extension: Write the sentence and illustrate.

Bingo Caller's word grid


Set 4 An egg in a nest

laid	gum	ten	egg	nest	tree
just	she	of	you	fact	hill
where	has	sits	big	see	magpie


1 Set 4 An egg in a nest

sits 	gum	ten
just	she	of
where	has	laid


2 Set 4 An egg in a nest

hill 	just	egg
she	of	gum
has	sits	big


3 Set 4 An egg in a nest

nest 	tree	laid
where	you	fact
sits	big	see


4 Set 4 An egg in a nest

egg 	nest	tree
you	fact	hill
magpie	see	ten

5 Set 4 An egg in a nest

magpie 	gum	laid
just	she	of
big	see	ten

6 Set 4 An egg in a nest

tree 	egg	you
where	fact	hill
magpie	has	nest

An egg in a nest – bingo game



Materials: 2 x copies of the word grid: 1 cut up in a hat or container and 1 for the Bingo Caller, counters for players, individual player boards (enlarge if needed)

Instructions: The Bingo Caller takes a word out of the hat, reads it aloud and crosses it off the word grid. Players cover the word with a counter on their player board if they have that word. When all words are covered on a player board, the player calls out 'Bingo!' The Bingo Caller uses the word grid to check the winner's bingo card.

Variation: This game can be shortened by players getting 3 in a row.