

Name:

Date:

m ___ th or / ou / oa

ladd ___ or / oo / er

c ___ n er / ai / oi

sh ___ k er / ee / ar

sc ___ f ar / ai / oa

p ___ nt er / oo / oi


Go to page 2 and find things with the /ar/ sound.

Go to page 3 and find things with the /er/ sound.



Go to page 4 and find 1 thing with the /th/ sound.

Go to page 8 and find 3 words with the /qu/ sound.



What's missing?


Instructions: Read the book *A quiz* to complete these activities.

What sound is missing? Fill in the missing sounds.

What word is missing? Can you find words with these sounds? Find the words and write them.

Name: _____

Date: _____



Can	you	point	to	the	star	?
What	is	in	the	dog's	mouth	?

Read it, mix it, make it



Instructions: Read the sentence aloud to an adult or partner three times. Cut up and mix up the sentence. Make the sentence again and read it to someone, to check it makes sense.

Extension: Write the sentence and illustrate.

A question starts with a capital letter and ends with a question mark.

Name:

Date:

Here is a quiz for you!
Can you put in the capital letters and the question marks?



1. **W**ho is brushing his teeth?

who is brushing his teeth

2. which runner is quick

(1 capital letter, 1 question mark)

3. what is in the dog's mouth

(1 capital letter, 1 question mark)

4. which runner is quick which runner is quicker

(2 capital letters, 2 question marks)

Punctuation



Instructions: Use the book *A quiz* and the example to put in the correct punctuation for these sentences. Rewrite the sentences with correct punctuation.

Extension: Instructor to use 1-2 sentences as supported dictation.

Page 2

shells

pens



numbers

crab

blocks

bucket

truck

possum

road

cash register

glue stick

Page 3



bark chips

soccer ball



carrots

book

number 10

bag



Page 5



toothbrush

hand

mirror

number

arm

tap

foam

sink

Page 8



flags

kids



teeth

goals

trees

shorts



Extra quiz - Can you spot it?

Instructions: Can you find these items in the book *A quiz*? Open the book to the page, read the word from the list and find it in the picture. Mark it off the checklist.



Bingo Caller's word grid


Set 7 A quiz

star	shark	when	blue	where	ground
quiz	point	why	who	mouth	quicker
coin	scarf	which	what	ladder	scooter

1

Set 7 A quiz


coin	shark	quicker
why	ladder	scarf
star	mouth	scooter



2

Set 7 A quiz


shark	ladder	coin
when	quicker	who
which	scooter	scarf



3

Set 7 A quiz


quiz	blue	where
why	who	mouth
point	what	ground



4

Set 7 A quiz


blue	what	ground
star	point	when
quiz	where	which



5

Set 7 A quiz


star	shark	quicker
why	mouth	ladder
what	point	which



6

Set 7 A quiz

scarf	when	ground
who	quiz	where
coin	blue	scooter



A quiz – bingo game



Materials: 2 x copies of the word grid: 1 cut up in a hat or container and 1 for the Bingo Caller, counters for players, individual player boards (enlarge if needed)

Instructions: The Bingo Caller takes a word out of the hat, reads it aloud and crosses it off the word grid. Players cover the word with a counter on their player board if they have that word. When all words are covered on a player board, the player calls out 'Bingo!' The Bingo Caller uses the word grid to check the winner's bingo card.

Variation: This game can be shortened by players getting 3 in a row.