

Name: .....

Date: .....






d \_ \_ \_

red jam



g \_ \_ \_

green grub



A grub is in the bun.

### Write, read, draw

**Instructions:** Read the book *A grub and a bun* to complete these activities.

**Words for writing:** Look at the picture and fill in the missing sounds.

**Words for drawing:** Read the words and draw a picture.



Name: \_\_\_\_\_ Date: \_\_\_\_\_

dr\_\_n ie / ai / ee

\_\_am ie / j / ee

p\_\_ ai / oa / ie


gr\_\_n ee / ie / or

ag\_\_n ai / or / oa

f\_\_ls j / or / ee

The jam is \_\_\_\_\_.

pink / black / red



The grub is \_\_\_\_\_.

pink / green / red

No jam bun for him \_\_\_\_\_.


again / Jim / grub

Jim spits in the \_\_\_\_\_.

train / rain / drain

He has a drink but feels \_\_\_\_\_.

glad / drink / ill



## What's missing?

**Instructions:** Read the book *A grub and a bun* to complete these activities.

**What sound is missing?** Fill in the missing sounds.

**What word is missing?** Read the sentence. Choose a word to complete the sentence.



Name: \_\_\_\_\_

Date: \_\_\_\_\_

The bun has red jam in it.



The bun has a grub in it.



The pie has a grub in it.



A grub spits in the drain.



The drink helps Jim.



Jim bit into the bun.



## Thumbs up / thumbs down

**Instructions:** Read the book *A grub and a bun* to complete this activity.

Read the sentence and decide if it is true or false in the story. Use the book to help.

Circle thumbs up for true and thumbs down for false.



He has a drink but still feels ill.

Set 4 A grub and a bun



He bit into the bun.

Set 4 A grub and a bun




He can see green!  
It is a green grub. A grub is in the bun.

Set 4 A grub and a bun



No jam bun for him again.  
Jim has a pie!

Set 4 A grub and a bun



Jim has a bun. It has red jam in it.

Set 4 A grub and a bun



Jim spits in the drain but the grub is in him.

Set 4 A grub and a bun

## Sequence the story


**Instructions:** Read the book *A grub and a bun* to complete this activity.

Cut out all cards. Match the words to the pictures and then put the events in order.



Name: \_\_\_\_\_

Date: \_\_\_\_\_



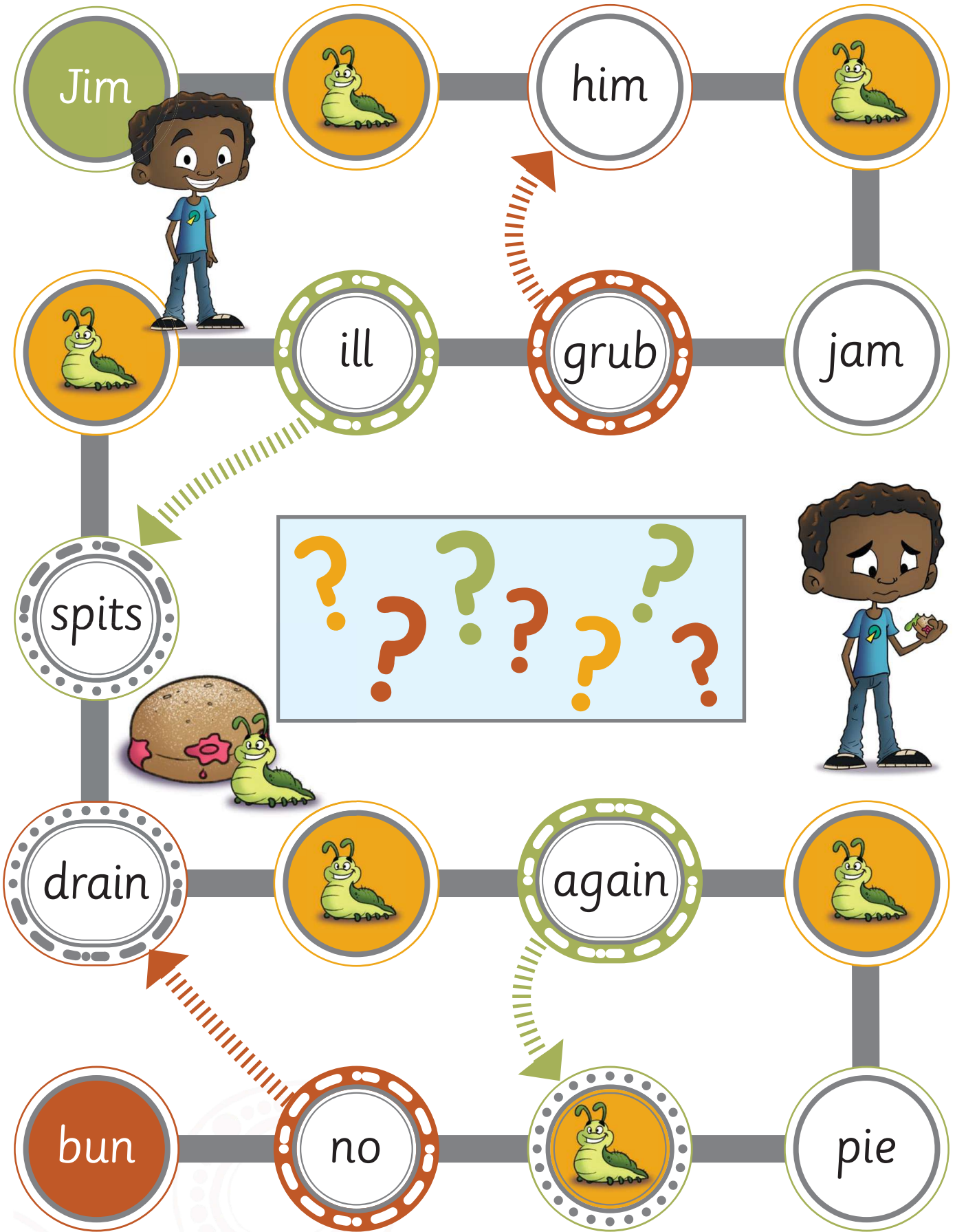

A	green	grub	is	in	the	bun	.
He	has	a	drink	but	feels	ill	.

## Read it, mix it, make it

### Instructions:

Read the sentence aloud to an adult or partner three times. Cut up and mix up the sentence. Make the sentence again and read it to someone, to check it makes sense.

**Extension:** Write the sentence and illustrate.




## A grub and a bun – stepping track game



**Materials:** 1 die, player tokens, game board, question cards

**Instructions:** Players puts their token on the green circle to start. They take turns to roll the die and move forward spaces, saying each word as they pass. If they land on the grub, they pick up a card, read it and move forward or back. Put the card on the bottom of the pack.



A grub is in the bun.

◀ ||||| 2



Jim has a pie!

||||| ▶ 1



Jim has a bun.

||||| ▶ 2



He has a drink but feels ill.

◀ ||||| 1



He bit into the bun.

||||| ▶ 2



Jim

||||| ▶ 1



He cannot see red jam.

◀ ||||| 1



Jim has a drink.

||||| ▶ 1




Jim can see green in the bun.

◀ ||||| 1



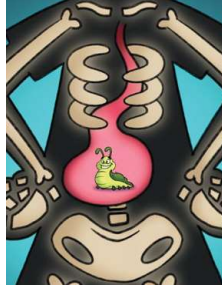
Jim spits in the drain.

◀ ||||| 1




It is a green grub.

◀ ||||| 2



The grub is in Jim.

◀ ||||| 1



The bun has red jam in it.

||||| ▶ 2



No jam bun for Jim.

||||| ▶ 1