Name: ..... Date: .....





B _ _

Ben drank from the mug.





The bug is in Ben.

a big mug

drink

Write, read, draw

Instructions: Read the book *A bug in a mug* to complete these activities.
Words for writing: Look at the picture and fill in the missing sounds.
Words for drawing: Read the words or sentence and draw a picture for each word or sentence.

© SPELD SA Phonic Book Series



Name: .....

Date: .....

bug	big	not	Ben	drank

Ben had a ____ mug.



A ____ was in the mug.



Ben did ____ spot the bug in the mug.



Ben _____ the drink.

The bug is in ___!

What's missing?

Instructions: Read the book *A bug in a mug* to complete these activities.

What word is missing? Read the sentence. Choose a word to complete the sentence. Use the picture to help.

© SPELD SA Phonic Book Series

Set 3 A bug in a mug

A bug was in a mug.

Set 3 A bug in a mug

Set 3 A bug in a mug

The bug is in Ben.

Set 3 A bug in a mug

Set 3 A bug in a mug

Ben had a big mug.

Set 3 A bug in a mug

Set 3 A bug in a mug

He got a drink from the jug.

Set 3 A bug in a mug

Set 3 A bug in a mug

Ben drank the drink from the mug.

Set 3 A bug in a mug

Set 3 A bug in a mug

Ben did not spot the bug in the mug.

Set 3 A bug in a mug

Sequence the story

Instructions: Read the book *A bug in a mug* to complete this activity.
Cut out all cards. Match the words to the pictures and then put the events in order.

Name: .....

Date: .....



Ben	did	not	spot	the	bug
in	the	mug	.		

Read it, mix it, make it

Instructions:

Read the sentence aloud to an adult or partner three times. Cut up and mix up the sentence. Make the sentence again and read it to someone, to check it makes sense.

Extension: Write the sentence and illustrate.

© SPELD SA Phonic Book Series

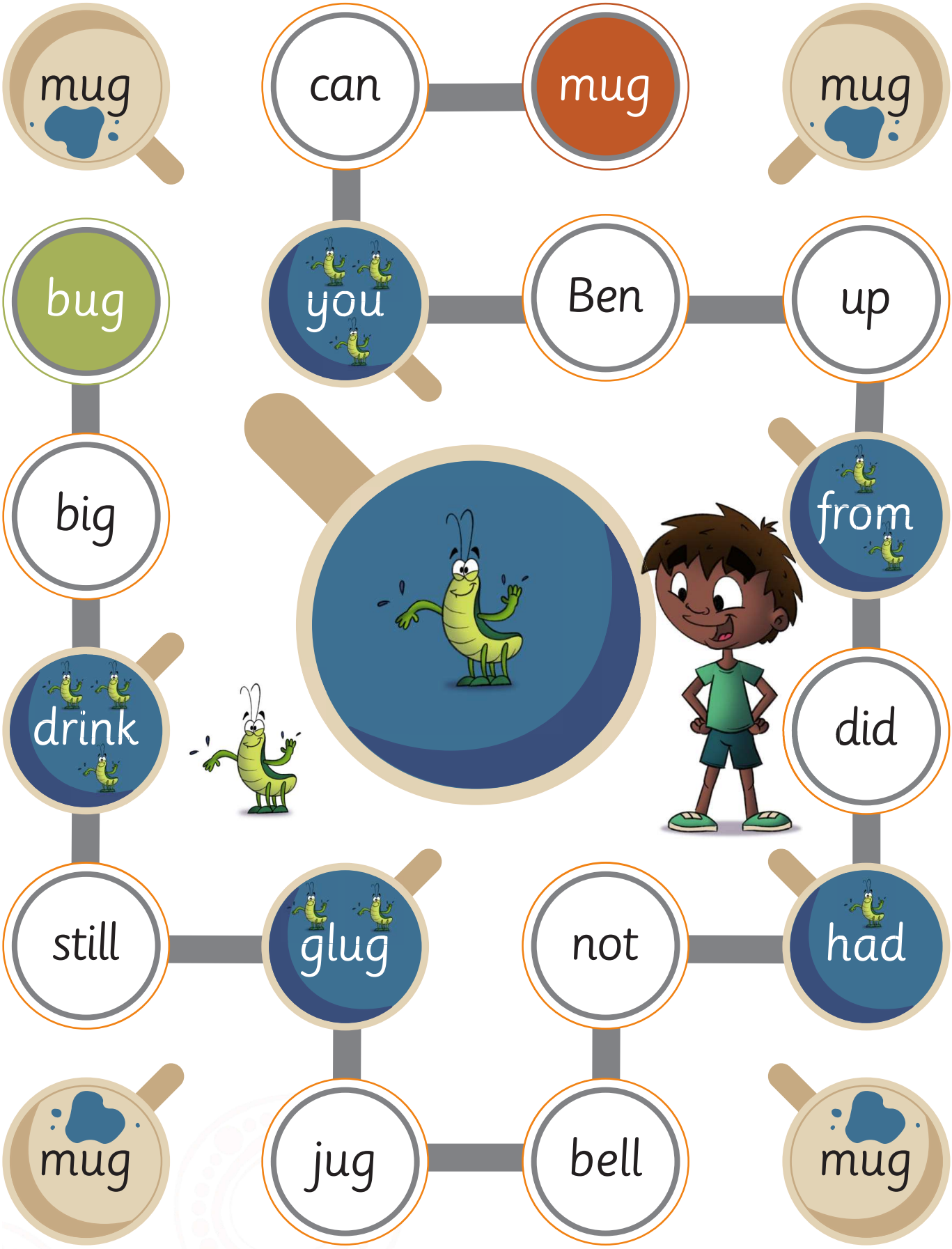

A bug in a mug – stepping track game

Materials: 1 die, player tokens, many counters as 'bugs', game board

Instructions: 2-4 players. Place all 'bugs' in the middle. Players put their token on the green circle to start. They take turns to roll the die and move forward spaces, saying each word as they pass. If a player lands on a blue circle they say the word and collect the bugs to put in their mug. There are 2 winners for this game – the player to finish first and the player with the most bugs. **Variation:** Sound out the word you land on and collect a bug for each sound, eg, u-p = 2 bugs; g-l-u-g = 4 bugs.

© SPELD SA Phonic Book Series