

WRITE!

Foundations and Models
for Proficiency - B



Years 2-3

For the Student

WRITE! gives you the tools to be a better writer. You'll enjoy writing more. You may even improve your writing scores!

Foundations

In Part I, you'll think about and practise grammar, usage and mechanics skills. You'll also study models of various kinds of writing. And you'll do some writing of your own!

Models

In Part II, you'll use what you've learnt in Part I as you study models of several different forms of writing. For each form of writing, you will

- see prompts and writing models
- read partner and teacher comments on writing
- correct errors in writing models
- learn about rubrics, which are used to score writing
- score some writing models on your own
- do your own writing, with tips for help
- work with a partner to score and improve your writing
- make connections between writing and other parts of your life

So, let's start to *WRITE!*

Revised Australian edition by

hawker brownlow.
publishing

PO Box 40, Southland Centre, Vic 3192
Phone: (03) 8518 6600
Website: www.hawkerbrownlow.com
Email: orders@hawkerbrownlow.com

Code: CA9222

ISBN: 978 1 923128 07 1
1223

HBP edition

© 2023 Hawker Brownlow Publishing

Printed in Australia

Originally published in 2004 by Curriculum Associates

Terms of use for this publication

This work is copyright. Apart from fair dealings for the purposes of private study, research, criticism or review, or as permitted under the Copyright Act 1968 (Cth), no part should be reproduced, transmitted, stored, communicated or recorded, in any form or by any means, without the prior written permission of the copyright owner. Any enquiries regarding copyright or permissions must be made to Hawker Brownlow Publishing.

You may be entitled to reproduce or communicate from this publication for educational purposes under Part VB of the Copyright Act, or for government purposes under Part VII Division 2 of the Copyright Act 1968, on the following conditions:

1. You are the purchaser, or the employee of the purchaser, of this publication, AND
2. Each photocopy is used solely for your teaching purposes

Except as permitted by the copyright law applicable to you, you may not reproduce or communicate any CD, DVD or downloadable content purchased with this work without the prior written permission of the copyright owner.

Photo/Illustration Credits

Pages 4, 8, 12, 16, 28, 34, 36, 38, 40, 44, 46, 50, 52, 58, 60, 62 Clipart.com

Pages 6, 10, 18, 32 Susan Hawk

Pages 14, 22, 26, 30, 42, 48, 54 ClipArt Explosion

Page 20 Chameleon Publishing

Page 24 Wikimedia Commons

Page 56 NOAA Photo Library, Michael Vanwoert

Nouns

Think

You use words when you write. Some words name people, places or things. These naming words are called **nouns**.

People	Places	Things
brother	city	book
doctor	school	car
girl	valley	ladder

Study a Model

Mrs Wilson wrote a list of what she needs to do today.
Read the list.

To Do

- Call the **dentist**.
- Go to the **bank**.
- Buy **milk**.
- Buy a **present** for the **teacher**.
- Work in the **garden**.

The nouns **dentist** and **teacher** name people.

The nouns **bank** and **garden** name places.

The nouns **milk** and **present** name things.

Practise

A Write each noun under the correct heading.

teacher blanket football market nurse park

People

Place

Things

B Read each sentence. Circle the two nouns.

1. Children like to play games.
2. My sister threw the rugby ball.
3. The doctor told us to wear helmets.
4. The boy has a new basketball.
5. The artist painted a picture.

C Read the paragraph. Circle the two nouns in each sentence.

My family is going on a trip. My father wants to drive the car. My sister wants to take a train. My mother wants to fly on an aeroplane. My brother wants to go on a boat. Maybe my family should stay at home!

Write

Write a list of things you need to do. Be sure your list has the name of at least one person, place and thing.



Proper Nouns

Think



Proper nouns name special people, places or things. A proper noun always begins with a capital letter.

Special People	Special Places	Special Things
Paul	Australia	September
Anna	Bondi Beach	Easter
Mr Brown	Hall School	<u>Possum Magic</u>

Some proper nouns have two or more words. Each important word in a proper noun begins with a capital letter.

Study a Model

Kim wrote a message for her mother. Read the message.

 **A Note from Kim** 

Mum,

I am playing with **Maria**.

We are at **Eastside Park**. I asked **Maria** to have dinner with us on **Tuesday**. Is that okay?

Love, **Kim**

Mum, Maria and **Kim** name special people.

Eastside Park names a special place. Both words begin with a capital letter.

Tuesday names a special thing. It is a day of the week.



Practise

A Write these proper nouns. Begin each proper noun with a capital letter.

1. Write your name. _____
2. Write the name of your school. _____
3. Write the name of the month. _____

B Read each sentence. Circle the proper noun.

1. The Jets are my favourite team.
2. The team plays at Walker Oval.
3. The game is on Saturday.
4. Morgan is a big fan.

C Read the paragraph. Circle the six proper nouns. Then write each proper noun correctly.

My friend ari lives in queensland. He started school on monday. He is in his second year at valley school. Miss chan is his teacher. She read the book owl moon to the class.

1. _____
2. _____
3. _____
4. _____
5. _____
6. _____

Write

Write a message. Name a person you are with. Tell where you are going. Use proper nouns in your writing. Remember to begin each proper noun with a capital letter.

Proper nouns name special people, places or things. Proper nouns begin with a capital letter.

Plural Nouns


Think

Plural nouns name more than one person, place or thing.

Add **s** to most nouns to make them plural.

Add **es** to nouns that end in **sh, ch, ss, s** or **x** to make them plural.

One	More Than One
friend	friends
bush	bushes
peach	peaches
dress	dresses
bus	buses
fox	foxes



Study a Model

Here is a maths story problem.

Read and solve the problem.

Add **s** to **girl** to name more than one girl.

Add **es** to **class** and **lunch** to make them plural.

Add **es** to **box** to name more than one box.

Solve this problem:

Girls from two **classes** are making **lunches**. They will put each lunch into a box. The girls will make 15 **lunches**. How many **boxes** will they need?

Practise

A Add **s** or **es** to each noun. Write the plural noun.

1. street + s = _____
2. lash + es = _____
3. beach + es = _____
4. axe + s = _____

B Read each sentence. Write **s** or **es** to make a plural noun.

1. The shark is four metre _____ long.
2. My three wish _____ came true.
3. Tim has two sister _____.
4. Put all the box _____ here.

C Read the story. Circle the six nouns that should be plural nouns. Write the plural nouns correctly.

We are going on a picnic. We will not use dish at our picnic. We will eat sandwich. We have juice box for our drink. All boy and girl enjoy a picnic.

- | | |
|----------|----------|
| 1. _____ | 4. _____ |
| 2. _____ | 5. _____ |
| 3. _____ | 6. _____ |

Write

Write a maths story problem for a partner to solve. Use plural nouns.

Plural nouns name more than one person, place or thing. Add **s** to most nouns to make them plural. Add **es** to nouns that end in **sh, ch, ss, s** or **x**.

Possessive Nouns

Think

Some nouns show who or what owns something. Nouns that show ownership are called **possessive nouns**.

Add an **apostrophe** and an s (**'s**) to most nouns to make them show ownership.

The backpack belongs to **Dan**.

It is **Dan's** backpack.

The book belongs to **Kate**.

It is **Kate's** book.

The notebook of the **student** is blue.

The **student's** notebook is blue.

Study a Model

Elian wrote a note. The note reminds him to do three things. Read Elian's note.

A Note from Elian

Remember!

I need to return **Jesse's** pens.

Then I must look for **Mrs Soll's** book.

Later I will visit the new **teacher's** classroom.

The pens belong to Jesse.

They are **Jesse's** pens.

The book belongs to Mrs Soll. It is **Mrs Soll's** book.

The classroom belongs to the teacher. It is the **teacher's** classroom.



Practise

A Read each sentence. Circle the correct possessive noun.

1. Who has the (reporters, reporter's) pencil?
2. My (sister's, sisters) name is Tanya.
3. Where is the (teachers, teacher's) folder?
4. I dropped the (dogs, dog's) leash.
5. (Mikes, Mike's) book is very interesting.

B Read the first sentence. Then write a possessive noun to complete the second sentence.

1. The car belongs to Dad. It is _____ car.
2. The ball belongs to our team. It is our _____ ball.
3. The store belongs to Mr Ving. It is _____ store.
4. The hay belongs to the farmer. It is the _____ hay.
5. The hat belongs to Anna. It is _____ hat.

C Read the paragraph. Circle the four possessive nouns.

A spider's web can be found anywhere. A web can be found in a farmer's barn. It can be found in a gardener's flowers. A web can even be found inside people's homes. Without a web, a spider has no home.

Write

Write a note that will remind you to do some things. Use at least three possessive nouns in your note.

