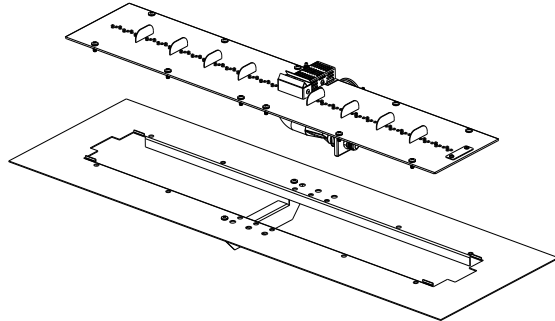




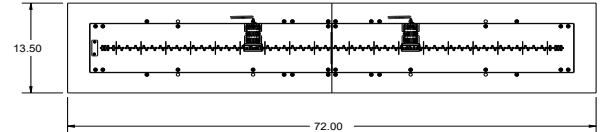
**BP1272-A (LP/NG)**

Variable Control Safety Valve (VCSV)

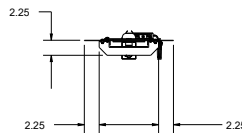
ISOMETRIC VIEW



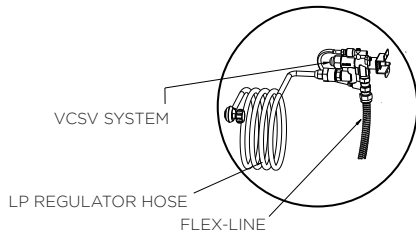
TOP VIEW



SIDE ELEVATION



FRONT ELEVATION



**Specifications:**

KIT NAME	BURNER WEIGHT	BTUs (LP/NG)	FIRE MEDIA
BP1272-A (LP/NG)	25.7 LBS	125K	30 LBS

TESTING AGENCY: UNDERWRITERS LABORATORIES (UL LLC)  
STANDARD: ANSI Z21.97-02017 / CSA 2.41-2017 OUTDOOR DECORATIVE GAS APPLIANCES

**Notes:**

- ENCLOSURES
  - Recommend 2 ea 10 sq in. vents on opposing sides.
- CLEARANCE TO COMBUSTIBLES
  - 72" from top of burner to any overhead combustible material. 24" from edge of burner trim to any combustible side walls. 4" from bottom of burner to combustible materials.
- GAS SUPPLY
  - All VCSV burners ship standard for use with Liquid Propane (LP). Necessary orifice(s) to convert VCSV burners to Natural Gas (NG) are included with each burner.
  - RECOMMENDED: Noise reducing flex-line with 1/2" flared connector ends recommended when converting from LP to NG (PT# T200-9898-16, T200-9898-22, T200-9898-34, T200-9898-46).
- ELECTRICAL
  - AAA battery required for the push button sparker.
  - Electricity not needed for VCSV burner systems. Refer to Direct Spark Ignition specification sheets if electronic ignition is desired.
- CONTROLS
  - VCSV Control Valve comes standard and is the only control panel approved for use with all VCSV burners.
  - Control panel must be located within 30" of the electrode. A longer flex-line (34") is required if installing control panel more than 24" from the electrode (PT# T200-9898-34).