




# MAKE YOUR OWN PAPER VEGGIE GARDEN

## What You Need:


- Paper Plate
- Hole Punch
- Scissors
- Markers, Crayons, or Paint
- Brown Yarn or Twine

## Instructions:


- Optional: color paper plate with designs or shapes
- Use hole punch to make holes around the bottom half of the plate
- Thread brown yarn/twine through holes, back and forth, the whole way down the plate, tying a knot at the end
- Color and cut out veggies below
- Add veggies to your new garden!



RADISH



TURNIP



CARROT