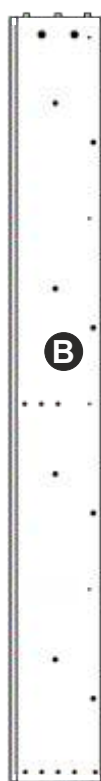


1515x175x18 mm
59,65x6,89x0,71"



1515x175x18 mm
59,65x6,89x0,71"



624x178x18 mm
24,56x7,00x0,71"



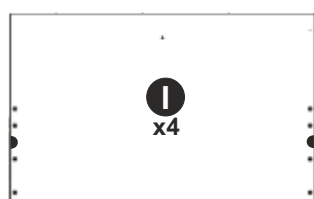
586x125x16 mm
23,07x4,92x0,63"



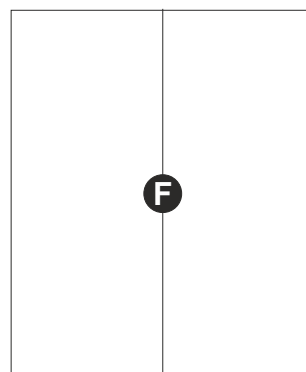
586x156x16 mm
23,07x6,14x0,63"



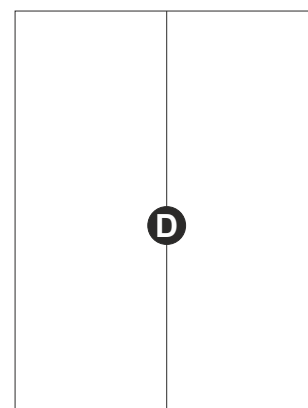
586x35x16 mm
23,07x1,38x0,63"



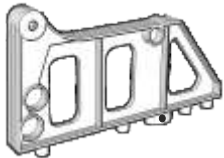

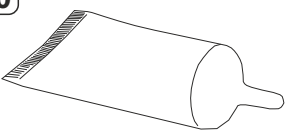

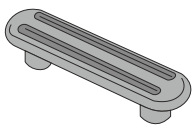
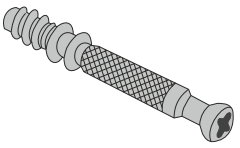

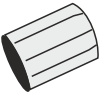
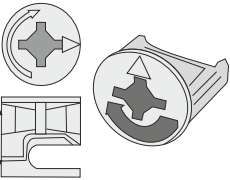
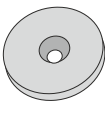
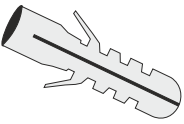
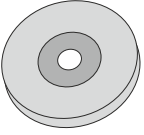
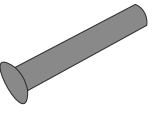
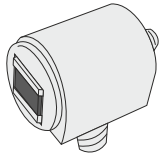
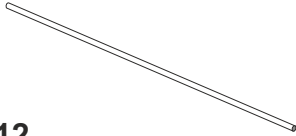

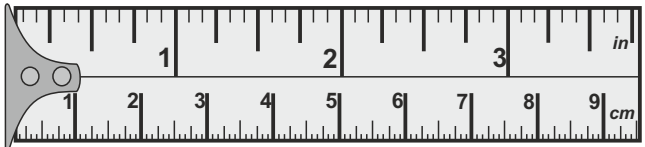
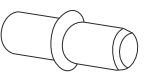
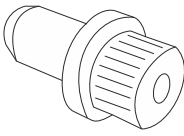
583x364x16 mm
22,95x14,33x0,63"

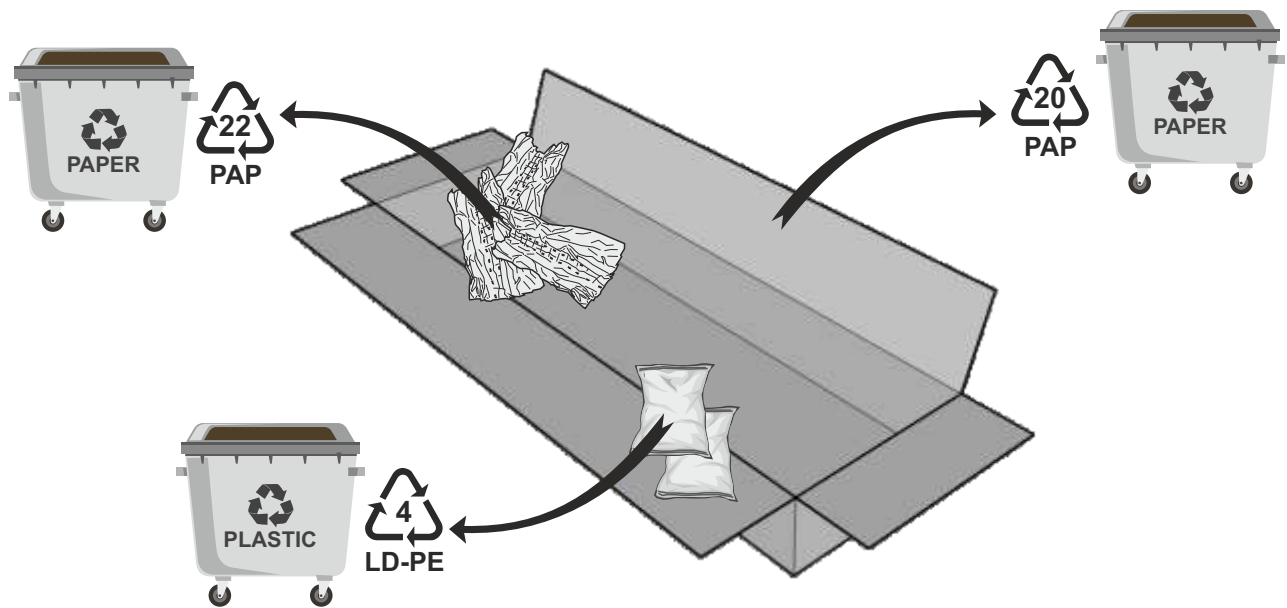


728x602,5x3 mm
28,66x23,72x0,12"

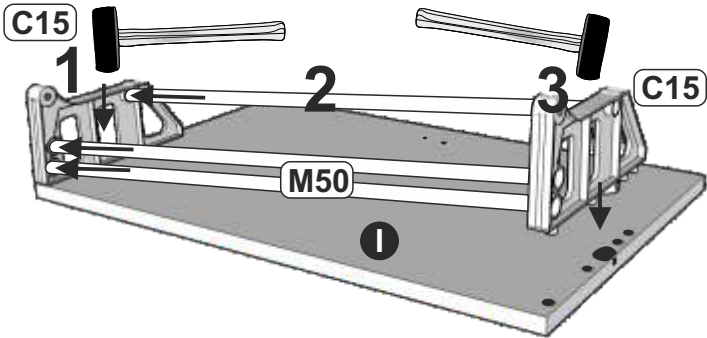


772x602,5x3 mm
30,39x23,72x0,12"

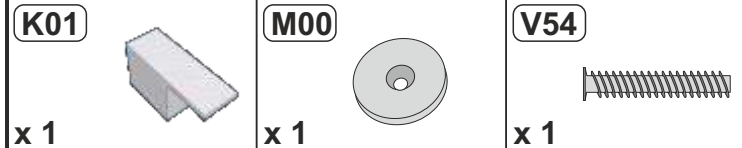
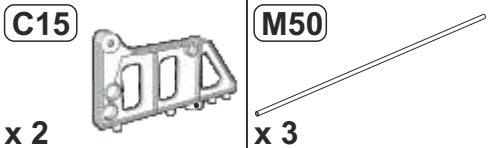
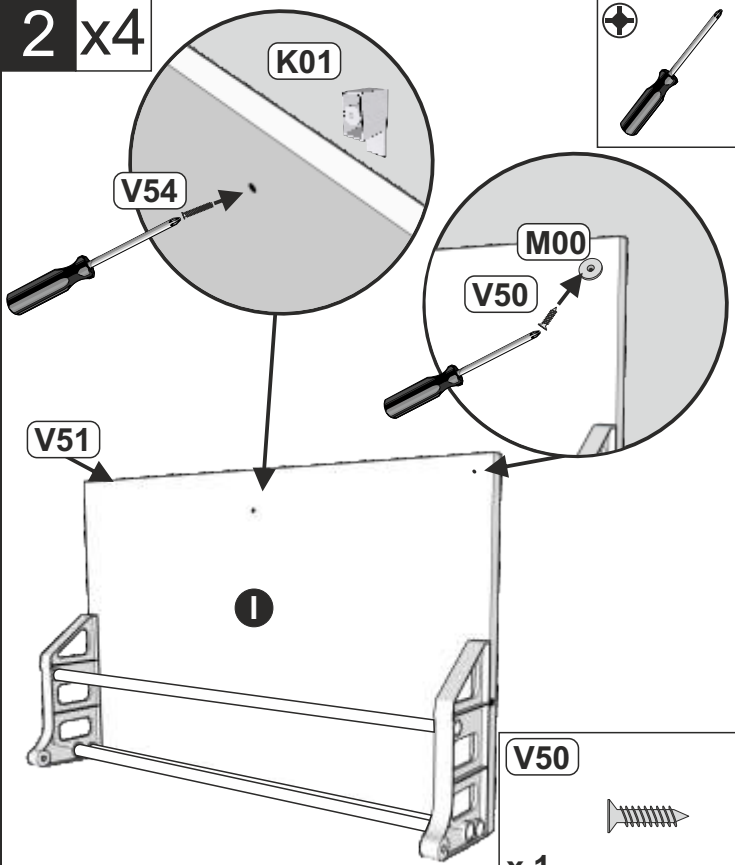
C15  x 8	K01  x 4	A00  x 1	A10  x 4 Ø 13mm Ø 0,51"
K70  x 4	V00  x 4	A15  x 4 Ø 20mm Ø 0,78"	A30  x 2
V14  1,2cm 0,47" x 4	M00  x 4	A31  x 2	A32  x 2
M10  x 16	M40  x 4	A33 x 2 3,5x50mm 0,14x1,97" V50 x 8 3x12mm 0,12x0,47" V54 x 4 4x22mm 0,16x0,87" V55 x 4 7x50mm 0,27x1,97"	
M50  x 12	P01  x 2		
P10  x 4	P30  x 16		



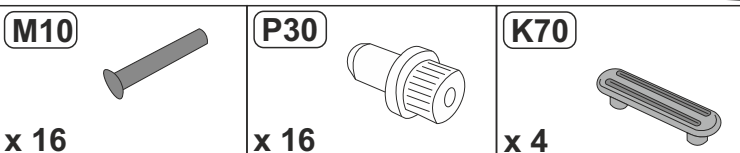
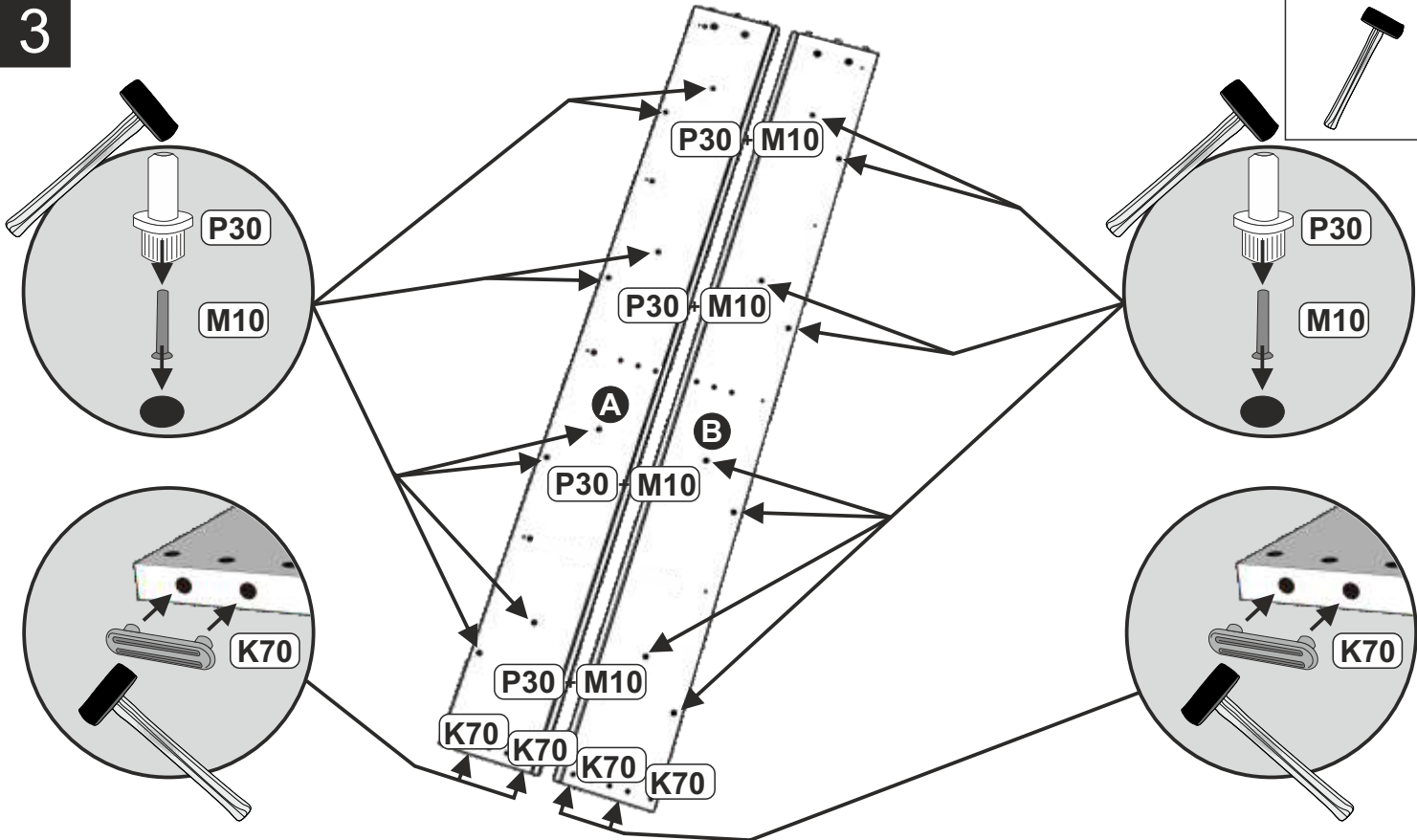
1 x4



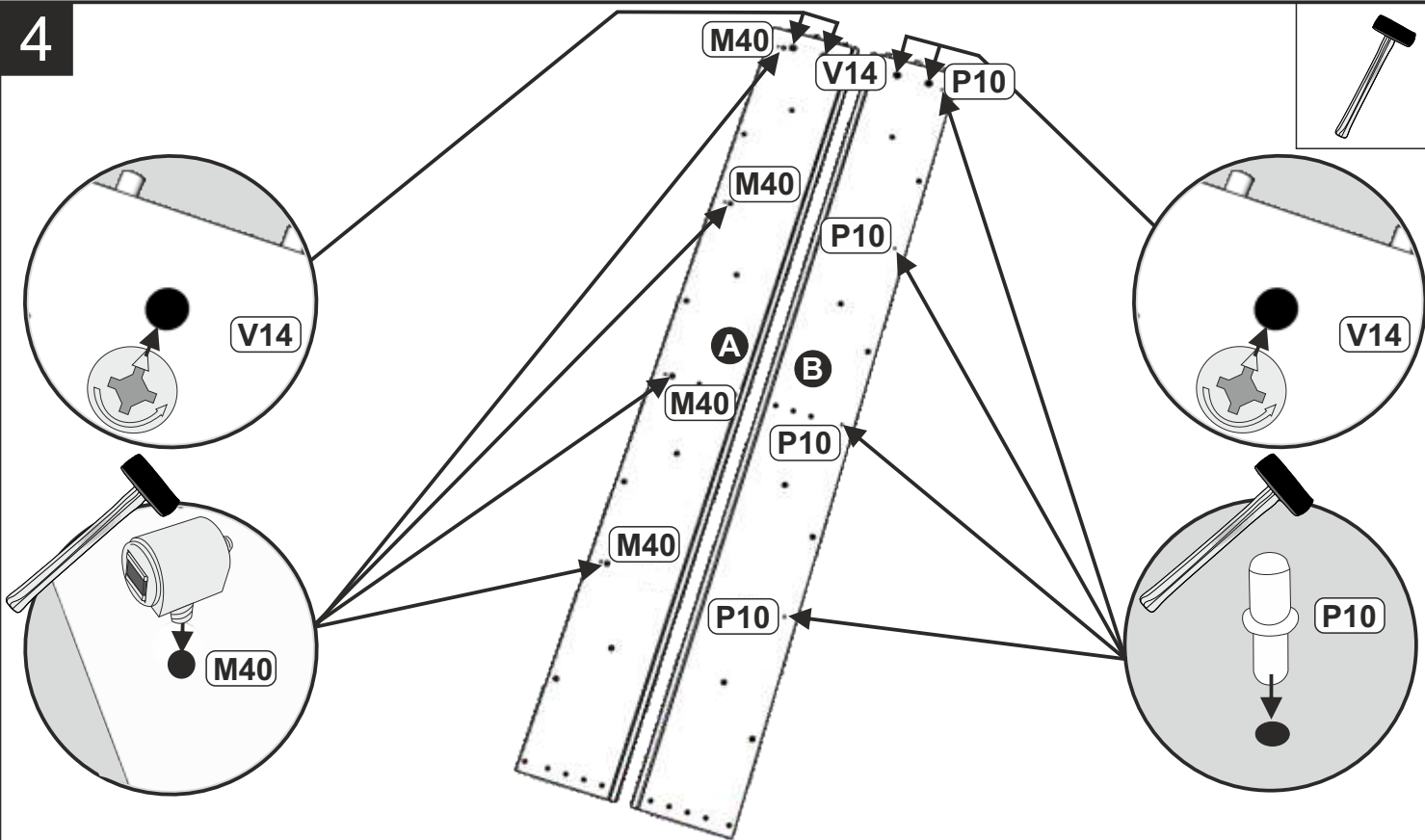
2 x4

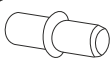
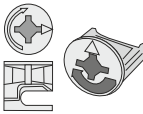
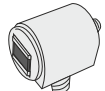


3

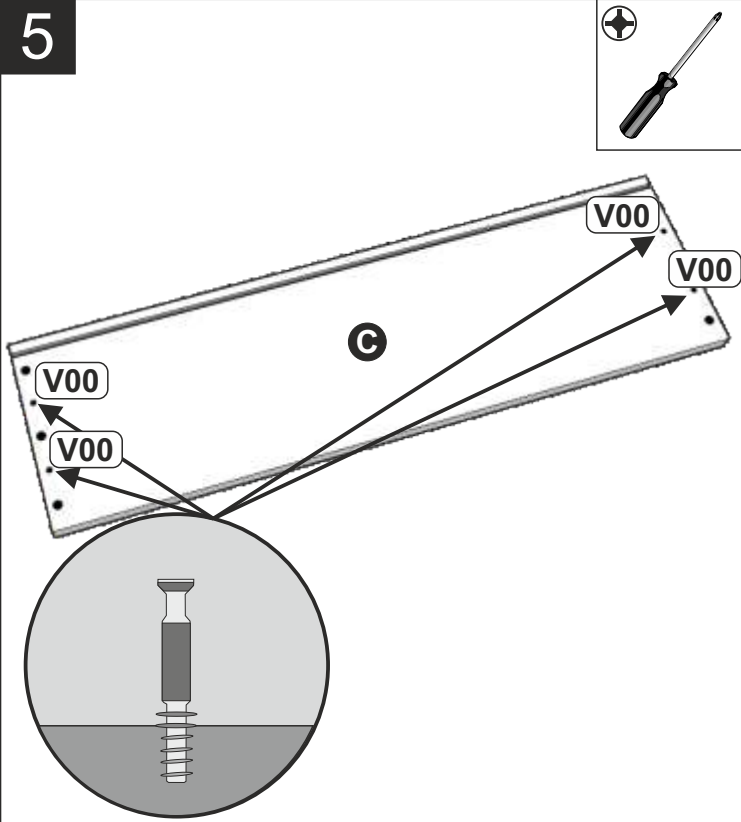


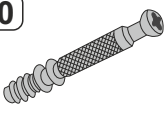
4



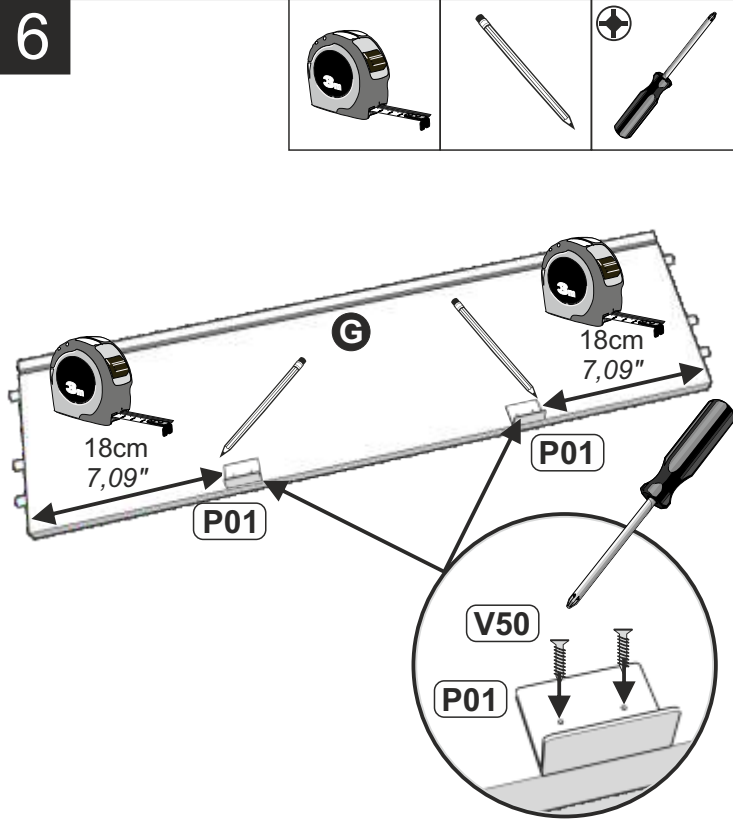
P10  x 4	V14  x 4	M40  x 4
---------------------------------------------------------------------------------------------------------	---------------------------------------------------------------------------------------------------------	---------------------------------------------------------------------------------------------------------



5



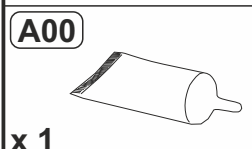
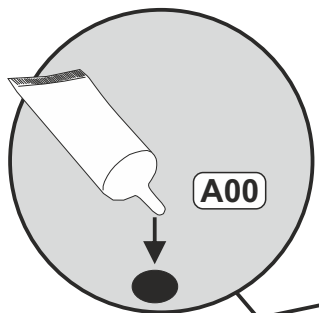
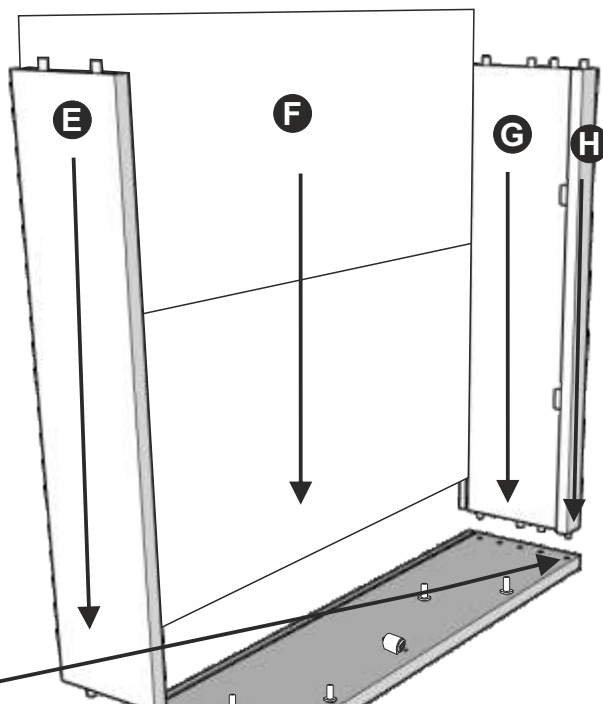
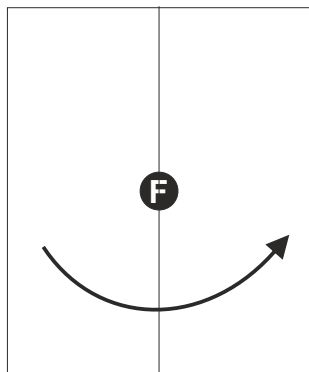
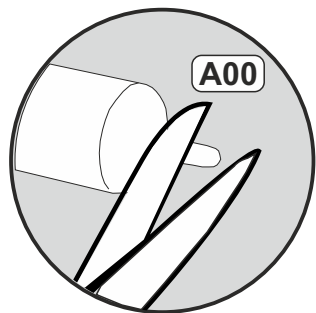
V00  x 4

6


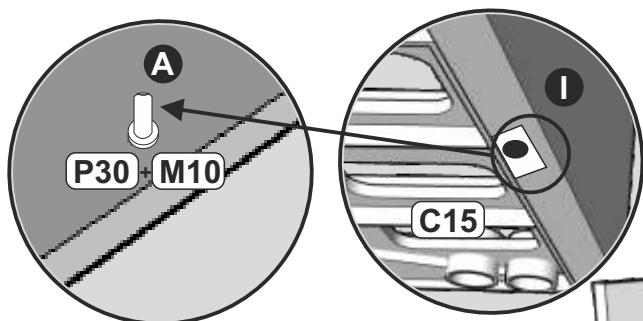


P01  x 2	V50  x 4
-----------------------------------------------------------------------------------------------------------	------------------------------------------------------------------------------------------------------------

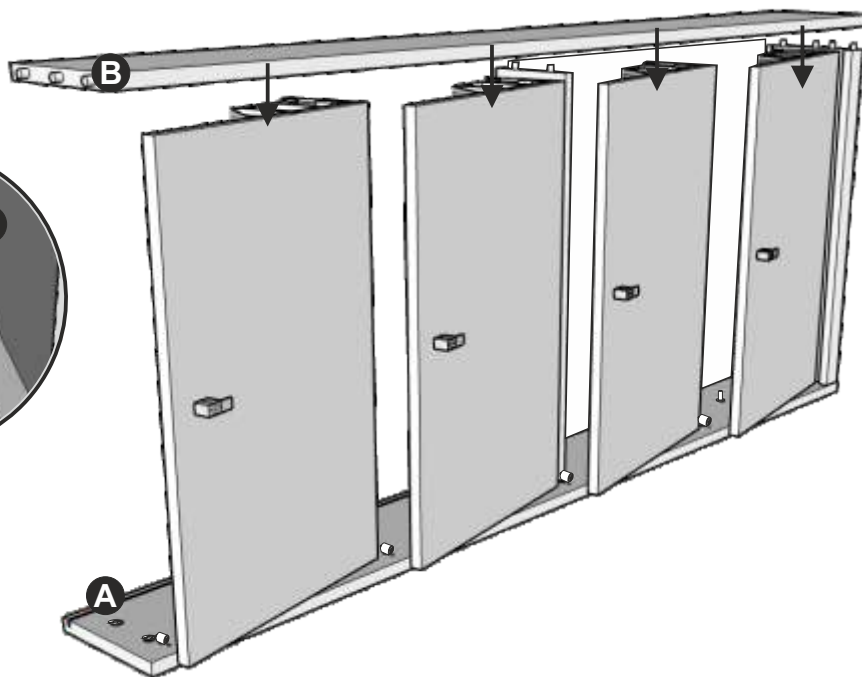
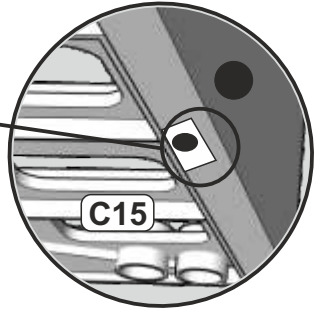
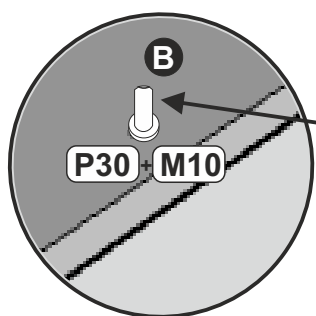
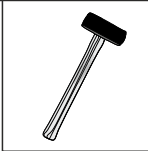
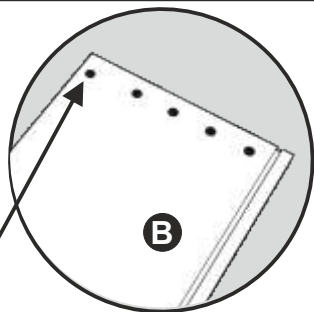
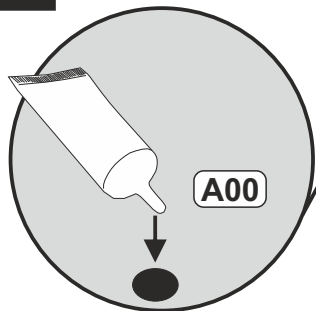
7



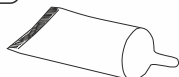
8



9

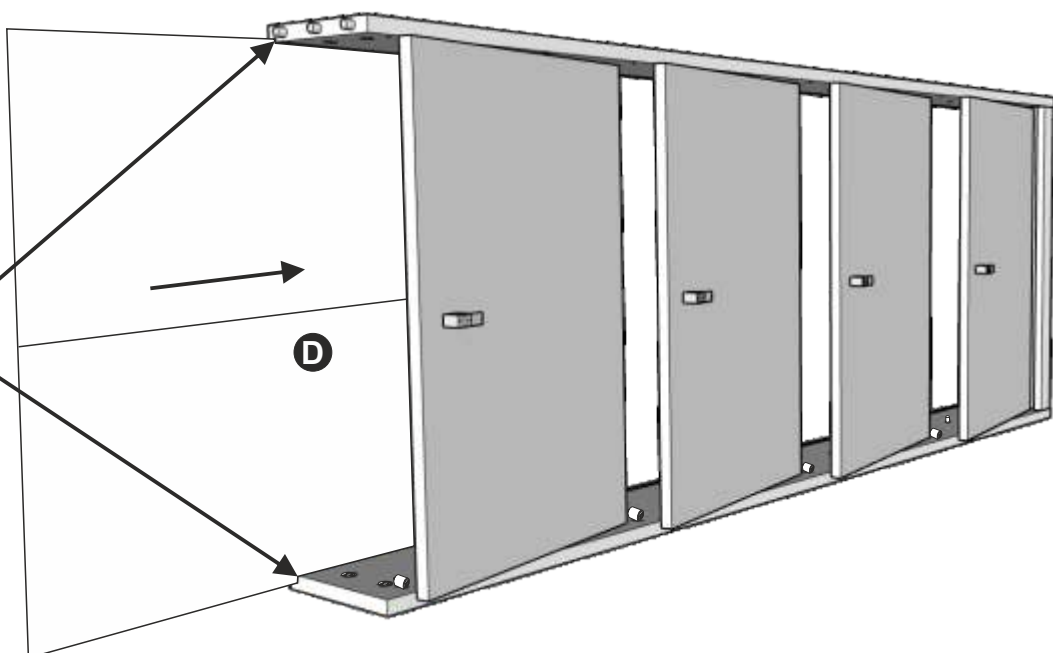
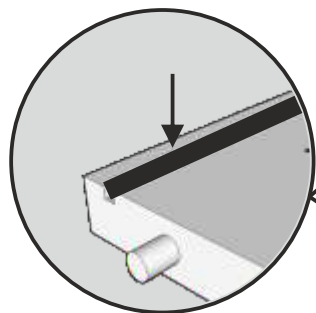
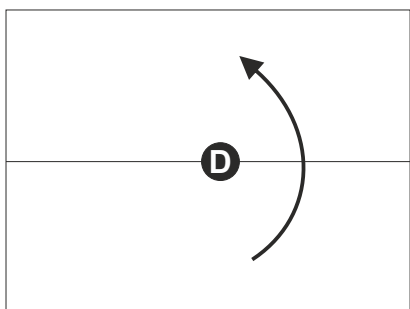


A00

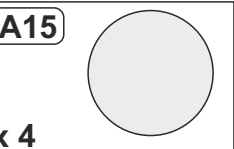
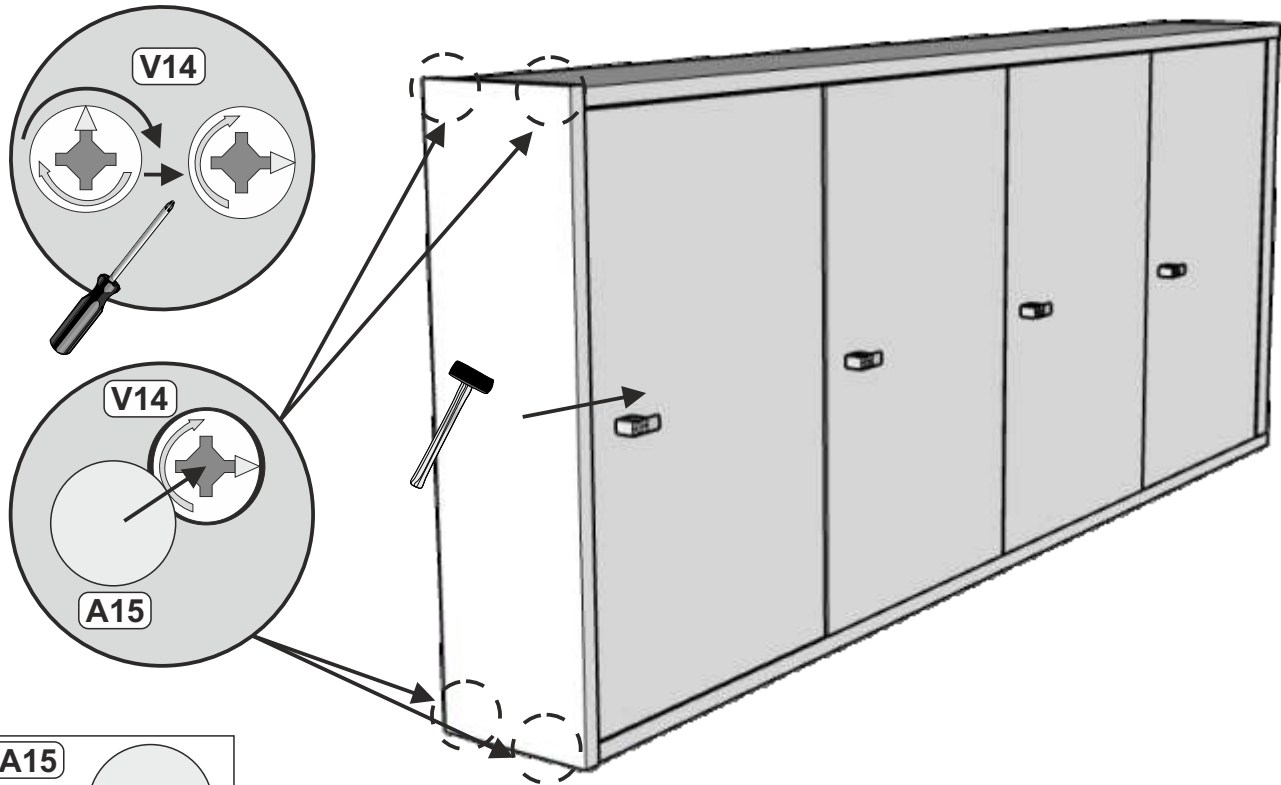
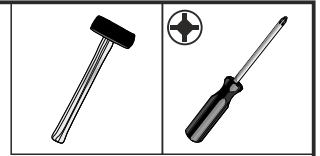


x 1

10

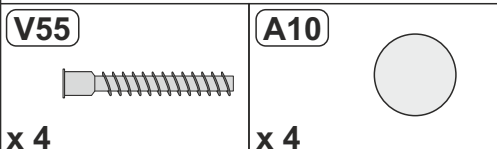
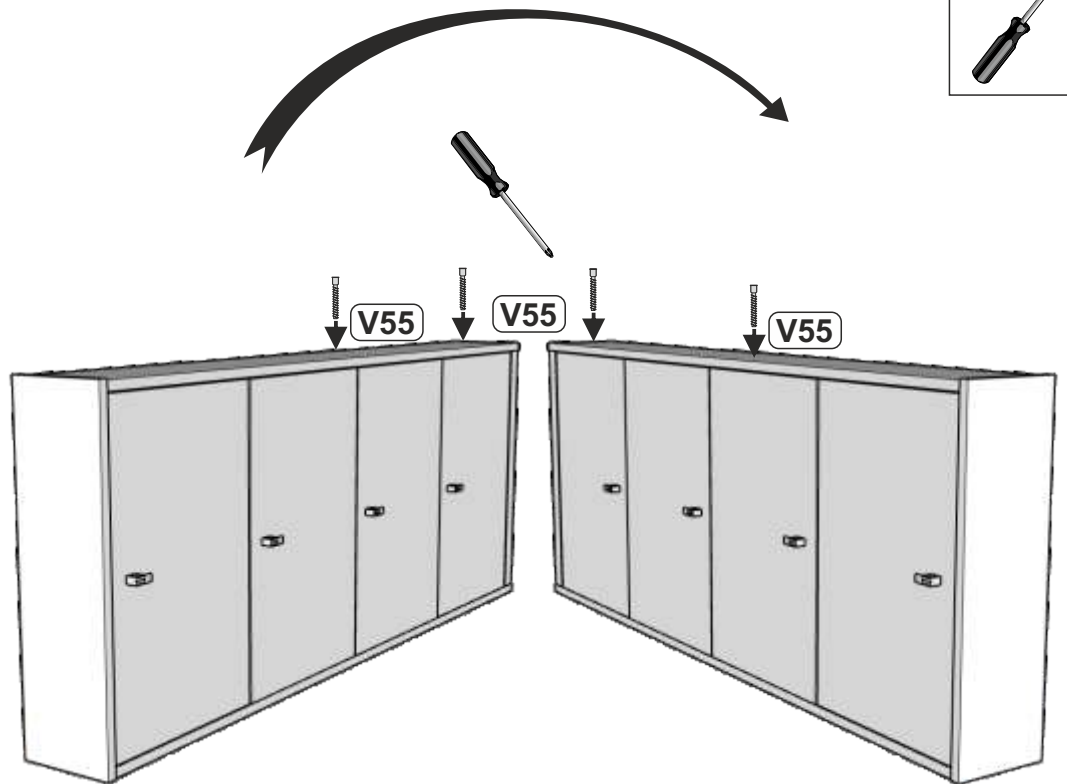
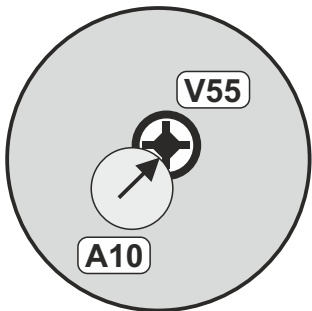
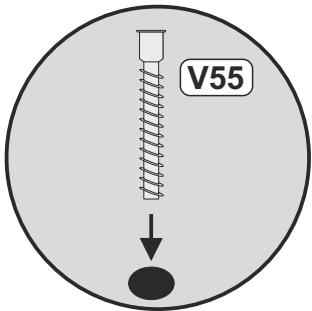


11


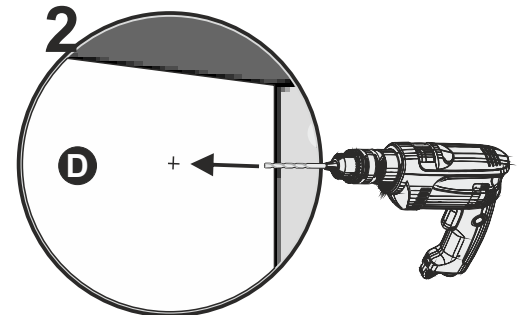
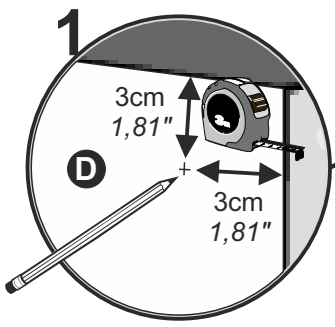
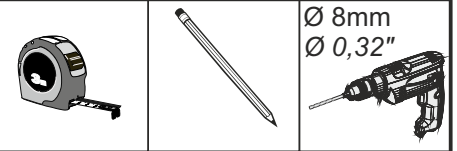


x 4

12


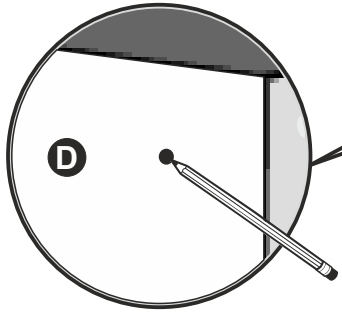



13



IT Trattenero il mobile con una mano durante questa operazione per evitare cadute.
EN Hold the furniture with one hand during this operation to prevent it from falling.
FR Maintenez le meuble d'une main pendant cette opération pour éviter qu'il ne tombe.
DE Halten Sie das Möbel während dieses Vorgangs mit einer Hand fest, um ein Herunterfallen zu verhindern.
ES Sostenga el mueble con una mano durante esta operación para evitar que se caiga.
PT Segure o móvel com uma mão durante esta operação para evitar que caia.

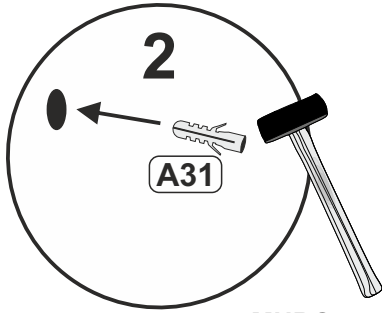
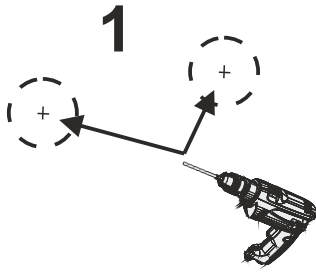
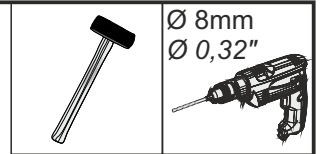
14



IT Trattenero il mobile con una mano durante questa operazione per evitare cadute.
EN Hold the furniture with one hand during this operation to prevent it from falling.
FR Maintenez le meuble d'une main pendant cette opération pour éviter qu'il ne tombe.
DE Halten Sie das Möbel während dieses Vorgangs mit einer Hand fest, um ein Herunterfallen zu verhindern.
ES Sostenga el mueble con una mano durante esta operación para evitar que se caiga.
PT Segure o móvel com uma mão durante esta operação para evitar que caia.

MURO
 WALL
 MUR
 WAND
 MURO
 PAREDE

15



MURO
WALL
MUR
WAND
MURO
PAREDE

A31

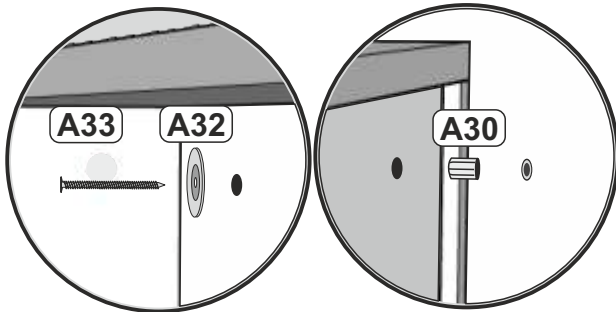


x 2



IT Usa sistemi di fissaggio adatti alle pareti della tua casa.
EN Use fixing systems suitable for the walls in your home.
FR Utilisez des systèmes de fixation adaptés aux murs de votre maison.
DE Verwenden Sie Befestigungssysteme, die für die Wände in Ihrem Zuhause geeignet sind.
ES Utiliza sistemas de fijación adecuados a las paredes de tu hogar.
PT Use sistemas de fixação adequados nas paredes de sua casa.

16



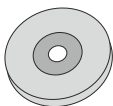
MURO
WALL
MUR
WAND
MURO
PAREDE

A30



x 2

A32

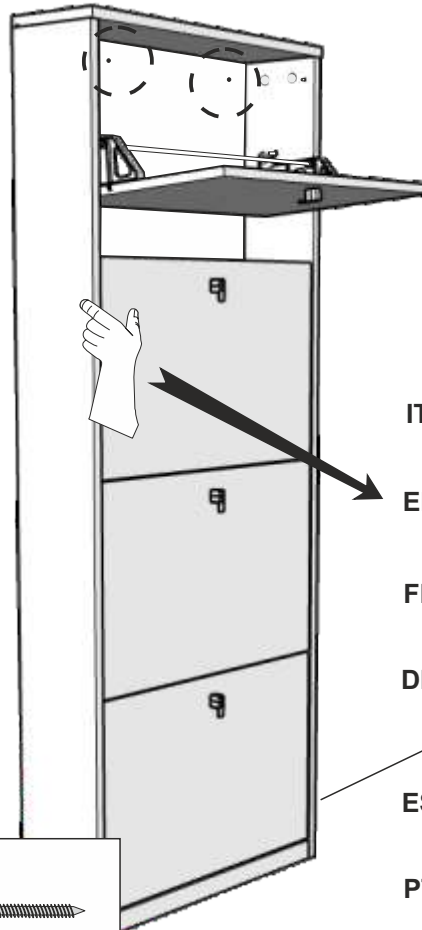


x 2

A33

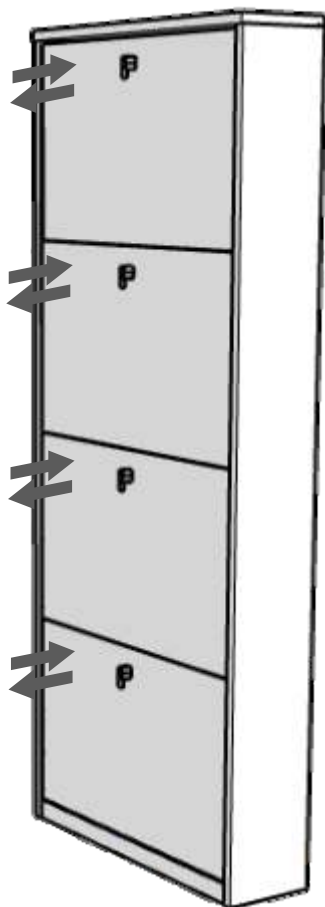
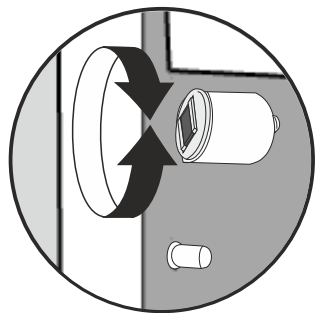


x 2

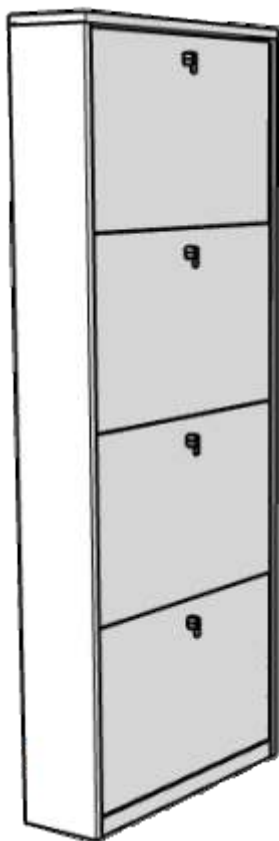


IT Trattene il mobile con una mano durante questa operazione per evitare cadute.
EN Hold the furniture with one hand during this operation to prevent it from falling.
FR Maintenez le meuble d'une main pendant cette opération pour éviter qu'il ne tombe.
DE Halten Sie das Möbel während dieses Vorgangs mit einer Hand fest, um ein Herunterfallen zu verhindern.
ES Sustenga el mueble con una mano durante esta operación para evitar que se caiga.
PT Segure o móvel com uma mão durante esta operação para evitar que caia.

17



18



IT**ATTENZIONE**

Il mobile va appoggiato su superfici perfettamente piane ed adossato ad una parete. Per evitare ribaltamenti accidentali va fissato ad una parete verticale stabile. Non collocare vicino a fonti di calore. Dopo l'installazione del mobile, si consiglia di arieggiare la stanza. Mobile adatto ad un uso domestico, ad uso interno.

ISTRUZIONI DI MONTAGGIO

Controllare componenti e ferramenta, in caso di mancanze o anomalie strutturali contattare il fornitore prima del suo utilizzo.

Utilizzare la scatola come base per il montaggio.

TIPOLOGIA E MATERIALI UTILIZZATI

Struttura e frontali in truciolare nobilitato. Schienali e fondi cassetto in pannello fibrolegnoso HDF. Bordi in melaminico e ABS.

PULIZIA

Pulire con un panno umido e un detergente neutro. Non utilizzare prodotti con abrasivi e/o solventi che possono graffiare la superficie del mobile.

SMALTIMENTO

Al termine del ciclo di vita, il prodotto può essere conferito alla raccolta differenziata o speciali piattaforme RSU.

GARANZIA

Prodotto in Italia da SARMOG s.r.l. in Via Pizzamiglia 7 - 42016 San Girolamo di Guastalla (RE) - Italia. Garantito 3 anni dalla data di acquisto contro ogni difetto di produzione. La garanzia non copre difetti o danni dovuti ad un montaggio errato o ad un uso improprio del prodotto. La garanzia è valida solo in presenza dello scontrino di acquisto e del codice del prodotto completo (scrivi nel riquadro in basso il codice riportato sull'etichetta SARMOG sulla scatola).

EN**ATTENTION**

The furniture must be placed on perfectly flat surfaces and leaned against the wall. To avoid accidental tipping, it must be fixed to a stable vertical wall.

Do not place near heat sources. After installing the furniture, it is recommended to ventilate the room. Furniture for domestic use, for internal use.

ASSEMBLY INSTRUCTIONS

Check components and hardware. For missing parts or structural abnormalities, contact the supplier before use.

Use the box as a base for assembly.

TYPE AND MATERIALS USED

Structure and frons in engineered wood. Back panels and drawer bottoms in HDF wood fiber panel. Edges in melamine and ABS.

CLEANING

Clean with a damp cloth and neutral detergent. Do not use products with abrasives and/or solvents which could scratch the surface of the furniture.

DISPOSITION

At the end of its life cycle, the product can be sent to differentiated collection or to special MSW platforms.

WARRANTY

Made in Italy by Sarmog s.r.l. in Via Pizzamiglia 7 - 4216 San Girolamo di Guastalla (RE) - Italy. Guaranteed for 3 years from the date of purchase against any manufacturing defect. The warranty does not cover defects or damage due to incorrect assembly or improper use of the product. The guarantee is valid only in the presence of the purchase receipt and the complete product code (write the code shown on the SARMOG label on the box in the box below).

FR**ATTENTION**

Le meuble doit être posé sur une surface parfaitement plane et adossé au mur. Pour éviter tout basculement accidentel, il doit être fixé à un mur vertical stable. Ne pas places à proximité de sources de chaleur.

Après avoir installé le meuble, il est recommandé d'aérer la pièce. Meuble à usate domestique, à usage interne.

INSTRUCTIONS DE MONTAGE

Vérifiez les composants et le matériel. Pour les pièces manquantes ou les anomalies structurelles, contactez le fournisseur avant utilisation.

Utilisez la boîte comme base pour le montage.

TYPE ET MATÉRIAUX UTILISÉS

Structure et façades en aggloméré surfacé. Panneaux arrière et fonds de tiroirs en panneau de fibres de bois HDF. Bords en mélamine et ABS.

NETTOYAGE

Nettoyer avec un chiffon humide et un détergent neutre. Ne pas utiliser de produits abrasifs et/ou solvants qui pourraient rayer la surface du meuble.

DISPOSITION

À la fin du cycle de vie, le produit peut être envoyé pour une collecte différenciée ou vers des plates-formes spéciales MSW.

GARANTIE

Fabriqué en Italie par SARMOG s.r.l. à Via Pizzamiglia 7 - 42016 San Girolamo di Guastalla (RE) - Italie. Garanti 3 ans à compter de la date d'achat contre tout défaut de fabrication. La garantie ne couvre pas les défauts ou dommages dus à un montage incorrect ou à une mauvaise utilisation du produit. La garantie n'est valable qu'en présence du ticket de caisse et du code produit complet (inscrivez le code figurant sur l'étiquette SARMOG sur le carton dans le cadre ci-dessous).

DE**AUFMERKSAMKEIT**

Die Möbel müssen auf vollkommen ebenen Flächen aufgestellt und an die Wand gelehnt werden. Um ein versehentliches Umkippen zu vermeiden, muss es an einer stabilen vertikalen Wand befestigt werden. Nicht in der Nähe dem Einbau der Möbel für den häuslichen Gebrauch, für den Innenbereich.

MONTAGEANLEITUNGEN

Überprüfen Sie Komponenten und Hardware. Bei fehlenden Teilen oder strukturellen Anomalien wenden Sie sich vor der Verwendung an den Lieferanten. Benutzen Sie die Box als Basis für die Montage.

ART UND VERWENDETE MATERIALIEN

Struktur und Fronten aus beschichteter Spanplatte. Rückseiten und Schubladenböden aus HDF-Holzfasern. Kanten aus Melamin und ABS.

REINIGUNG

Mit einem feuchten Tuch und neutralem Reinigungsmittel reinigen. Verwenden Sie keine Scheuermittel und/oder Lösungsmittel, die die Oberfläche der Möbel zerkratzen könnten.

ANORDNUNG

Am Ende des Lebenszyklus kann das Produkt einer differenzierten Sammlung oder speziellen MSW-Plattformen zugeführt werden.

GARANTIE

Hergestellt in Italien von SARMOG s.r.l. in Via Pizzamiglia 7 - 42016 San Girolamo di Guastalla (RE) - Italien. Garantie für 3 Jahre ab Kaufdatum gegen Herstellungsfehler. Die Garantie deckt keine Mängel oder Schäden ab, die auf eine fehlerhafte Montage oder unsachgemäße Verwendung des Produkts zurückzuführen sind. Die Garantie ist nur gültig, wenn der Kaufbeleg und der vollständige Produktcode vorliegen (schreiben Sie den auf dem SARMOG-Etikett auf dem Karton angegebenen Code in das Feld unten).

ES**ATENCIÓN**

Los muebles deben colocarse sobre superficies perfectamente planas y apoyados contra la pared. Para evitar vuelcos accidentales, debe fijarse a una pared vertical estable. No colocar cerca de fuentes de calor. Después de instalar del mueble, se recomienda ventilar la habitación. Mobiliario de uso doméstico, para uso interior.

INSTRUCCIONES DE MONTAJE

Comprobar componentes y hardware.

En caso de que falten piezas o anomalías estructurales, póngase en contacto con el proveedor antes de su uso. Utilice la caja como base para el montaje.

TIPO Y MATERIALES UTILIZADOS

Estructura y frentes en aglomerado revestido. Paneles traseros y fondo de cajón en panel de fibra de madera HDF. Cantos en melamina y ABS.

LIMPIEZA

Limpiar con un paño húmedo y detergente neutro. No utilice productos con abrasivos y/o disolventes que puedan rayar la superficie del mueble.

DISPOSICIÓN

Al final del ciclo de vida, el producto puede ser enviado a recolección diferenciada o a plataformas especiales de RSU.

GARANTÍA

Fabricado en Italia por SARMOG s.r.l. en Via Pizzamiglia 7 - 42016 San Girolamo di Guastalla (RE) - Italia. Garantía de 3 años a partir de la fecha de compra contra cualquier defecto de fabricación. La garantía no cubre los defectos o daños debidos a un montaje incorrecto o uso indebido del producto. La garantía es válida únicamente en presencia del recibo de compra y el código completo del producto (escriba el código que se muestra en la etiqueta SARMOG en el cuadro en el cuadro a continuación).

PT**ATENÇÃO**

O móvel deve ser posicionado sobre uma superfície perfeitamente plana e encostado na parede. Para evitar o tombamento acidental, ele deve ser fixado em uma parede vertical estável. Não coloque perto de fontes de calor. Após a instalação dos móveis, recomendamos ventilar o ambiente. Móveis de uso doméstico, para uso interno.

INSTRUÇÕES DE MONTAGEM

Verifique os componentes e o hardware.

Em caso de falta de peças ou anormalidades estruturais, entre em contato com o fornecedor antes de usar.

Use a caixa como base para a montagem.

TIPO E MATERIAIS USADOS

Estrutura e frentes em aglomerado revestido. Painéis traseiros e fundos de gaveta em painel de fibra de madeira HDF. Bordas em melamina e ABS.

LIMPEZA

Limpe com pano úmido e detergente neutro. Não utilize produtos com abrasivos e/ou solventes que possam riscar a superfície do móvel.

DISPOSIÇÃO

Ao final do ciclo de vida, o produto pode ser encaminhado para coleta diferenciada ou para plataformas especiais de RSU.

GARANTIA

Feito na Itália por SARMOG s.r.l. na Via Pizzamiglia 7 - 42016 San Girolamo di Guastalla (RE) - Itália. Garantia de 3 anos a partir da data da compra contra qualquer defeito de fabricação. A garantia não cobre defeitos ou danos decorrentes de montagem incorreta ou uso indevido do produto. A garantia só é válida mediante a apresentação da talão de compra e do código completo do produto (escrever o código que consta na etiqueta SARMOG na caixa da caixa abaixo).

SARMOG s.r.l.

Via Pizzamiglia, 7

42016 S. Girolamo di Guastalla (RE) - Italy

Tel +39 0522 228058 Web www.sarmog.comFax +39 0522 228442 E-mail info@sarmog.com

SARMOG
L I F E S T Y L E H O M E

