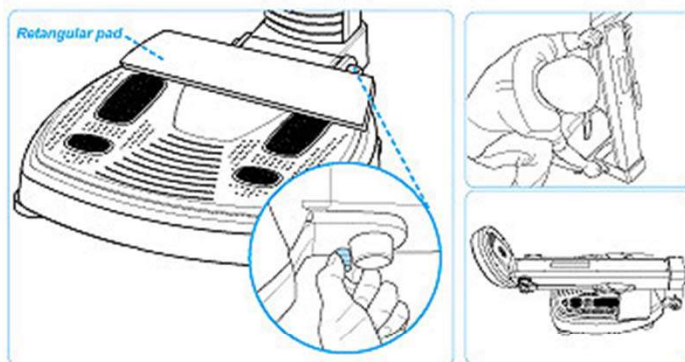


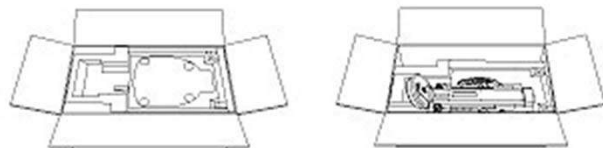
InBody520 Repacking

Be sure to turn off the power switch and unplug the power cable before repacking. Be careful to avoid severe physical shock, jarring or other damage while repacking, especially with regard to the hand module and foot electrodes.

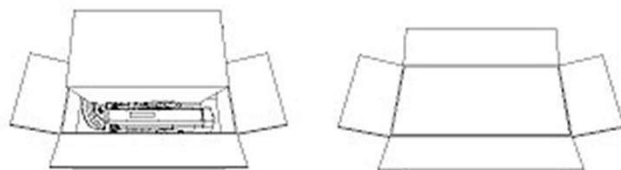
- 1 Turn off the power.
- 2 Remove all cables connected to the InBody520.
- 3 Place the rectangular pad on the base frame.
- 4 Fold the upper part of the body, gently pulling the 'locking pin' located on the bottom right side.




- 5 Place the InBody520 into the box.



- 6 Cover the top pad and seal the box with tape.





*Please make sure to add a power code and adapter.



*We will send out the original box with a pallet on the bottom.

*Please ensure the box remains shrink wrapped to the pallet as shown above for ease in return shipping.