

DUPLICATION PROHIBITED
by copyright holder

SIMPLE WEAVES

Over 30 Classic Patterns and Fresh New Styles

“A treasure
trove of weaving
ideas and inspiration.”

HANDWOVEN
MAGAZINE

Birgitta Bengtsson Björk and Tina Ignell

Birgitta Bengtsson Björk and Tina Ignell



Thank you

To the Handcraft Shop in Östergötland for allowing us to use their location for the photos and to everyone who opened their homes to us for photo shoots.

First published in the United States of America in 2012 by
Trafalgar Square Books
North Pomfret, Vermont 05053
www.trafalgarbooks.com

Originally published in Swedish as *Nya Vävar* by Forma Books AB

©2011 Birgitta Bengtsson Björk, Tina Ignell, Bengt Arne Ignell and ICA Publishers,
Forma Books AB
English translation ©2012 Trafalgar Square Books

All rights reserved. No part of this book may be reproduced, by any means, without written permission of the publisher, except by a reviewer quoting brief excerpts for the purpose of review in a magazine, newspaper or web site.

ISBN: 978-1-57076-794-4

Library of Congress Control Number: 2012934272

WEAVING DESIGNS AND TEXT: Birgitta Bengtsson Björk and Tina Ignell
PHOTOGRAPHY: Bengt Arne Ignell
ENGLISH TRANSLATION: Carol Huebscher Rhoades
TECHNICAL EDITOR: Becky Ashenden
SWEDISH EDITOR: Gunilla Wagner
DESIGN: Alexandra Frank
LAYOUT AND COPY: Britt-Marie Ström

Printed in Malaysia

10 9 8 7 6 5 4 3 2 1

Contents

<i>Preface</i>	7	<i>Waffle Weave Linen Rug</i>	72
<i>Plain Weave and Twill</i>	11	<i>Waffle Weave Bathrobe</i>	76
<i>Checks and Stripes Woven in Nialin</i>	14	<i>Woolen Waffle Weave</i>	78
<i>Red and White Checked Twill Blanket</i>	21		
<i>Checked Rug in Loose and Tight Plain Weave</i>	22	<i>Twills</i>	81
		<i>Goose-eye Blanket</i>	83
<i>Canvas and Spot Weaves</i>	25	<i>Colorful Herringbone Weaves</i>	84
<i>Canvas Weave Placemats</i>	27	<i>Sheer Curtains in Two Twill Patterns</i>	89
<i>Canvas Weave Linen Pillows</i>	30		
<i>Black and White Wool Fabric in Spot Weave</i>	33	<i>Color Effects</i>	91
		<i>Checked Hound's-Tooth for Many Projects</i>	92
<i>Monk's Belt and Honeycomb</i>	35	<i>Plain Weave Color Effect Pillows</i>	95
<i>Woolen Weaves in Monk's Belt</i>	36	<i>Color Effect Linen Rugs</i>	98
<i>Monk's Belt Variations</i>	38		
<i>Honeycomb in Striped Woolen Weave</i>	42	<i>M's and O's and Halvdräll</i>	101
		<i>Halvdräll "Star" Fabric</i>	103
<i>Rosepath</i>	45	<i>Halvdräll Wool Rug</i>	106
<i>Pillow woven in Rosepath</i>	47	<i>M's and O's Guest Towel</i>	109
<i>Striped Hand Towels with Rosepath Patterns</i>	50		
<i>Linen Rug with Rosepath Stripes</i>	53	<i>Block Damask (True Dräll)</i>	113
		<i>Linen Curtains in Damask</i>	114
<i>Overshot and Jämtlandsdräll (crackle)</i>	55	<i>Wool Blanket in Damask</i>	117
<i>Overshot Runner</i>	56	<i>Checkerboard Wool Rug in Damask</i>	118
<i>Jämtlandsdräll (crackle) Blanket</i>	59	<i>Damask Table Runner</i>	121
<i>Jämtlandsdräll (crackle) Linen Rug</i>	62		
		<i>Index</i>	125
<i>Waffle Weave</i>	65	<i>Products Arranged According to Number of Shafts</i>	
<i>Waffle Weave Hand Towels</i>	67	<i>and Treadles</i>	127
<i>Cotton Waffle Weaves</i>	71	<i>Sources for Materials</i>	128



Preface

It all began with a general warp in red and white for the runners, hand towels, placemats and pillows we asked designer Birgitta Bengtsson Björk to weave for VÄV–Scandinavian weaving magazine. When the weavings were finished, we saw that the pattern was also suitable for a blanket. Ideas began to take root and grow and we decided that we would work together to create a book where design is intertwined with information about weaving techniques and materials. It would be an inspiring textbook beginning with plain weave and twill and finishing with Block Damask (True Dräll) patterns.

When we each began our career paths many years ago, our first basic weaving classes were taught with a method similar to the approach in this book, so we thought it would be a good starting point. However, we wanted to do it our way.

Now that the book is ready to be used, we can look back at an intense period of discussions, test weaving, and countless decisions. Birgitta’s designs has been, of course, the starting point. She focuses on simplicity, projects that are easy to learn, and designs that are timeless.

“Whatever you weave should be of high quality” is a comment we frequently make when working on our weavings. It should be fun to sit at the loom. Many of the weaves invite variations so that you can, as the weaver, easily create your own color choices.

CLASSIC PATTERNS FOR NEW WEAVES

The Monk’s Belt pattern offers endless possibilities on the same warp for your own color choices; for example, the checked plain weave rug with closely set white stripes can be woven with blue, red or black checks. Perhaps you’ll find inspiration for your own variations in a completely different weaving in the book.

Our goal is to show how the various techniques offer many options for a completely new weaving, sometimes in rather unexpected materials.

A spot weave, which is often used for fine curtains, can be woven in a black and white color pattern. You can play with the technique to weave fine wool pillows or widen the warp to weave a lovely blanket, perhaps in a totally different colorway.

Or, waffle weave, an obvious choice for a hand towel, can also be effective for a heavy rug, a soft wool pillow, or a cotton bath towel.

Damask, a pattern often woven in 100% linen or a linen blend, is transformed when woven with wool yarns for a billowy blanket, a checkerboard rug, or sheer curtains.

The possibilities are endless and once you are underway, we hope you'll find even more variations on your own.

Weaving means you can participate in an inspiring process from yarn to finished product. We hope that everyone who comes along for the journey will be happy to take part. We feel confident that the weavings presented in this book will provide many satisfying hours at the loom.

Birgitta studied at Konstfack (University College of Arts, Crafts, and Design) in Stockholm, Sweden and has many years of experience designing for the textile industry. Tina studied in the advanced handcraft program at Handarbetets Vänner (Friends of Handcraft), also in Stockholm. She has worked in handcrafts and, since 2004, been the editor of *Vävmagasinet* (the Scandinavian Weaving Magazine).

Birgitta Bengtsson Björk, Tina Ingell



HAND TOWEL HANGING LOOP

WARP 22/2 Nialin, the same yarn as
for the hand towels
WEFT 22/2 Nialin, red
FINISHED WIDTH 1 cm (3/8 in)
WOVEN LENGTH 10 cm (4 in) / hanging loop
WEFT PICKS approx. 10 picks/2 cm (12.5 ppi)
NUMBER OF ENDS 24




WARP SEQUENCE

RED	2		4		4		2	=12 ENDS
WHITE		4		4		4		=12 ENDS

















*Waffle weave hand
towels*









*All of the pillows in
the book.*



M's and O's Guest Towel

M's and O's are formed in two blocks that make little wave shapes in the block pattern. One block is a tightly woven plain weave and the other has floats over 4 warp ends. We have woven our towels with two different weft yarns: one thin and one heavy tow yarn.

TECHNIQUE

M's and O's, 4 shafts and 4 treadles

MATERIALS

WARP 22/2 Cottolin
bleached and unbleached approx.
6,400 m/kg
Borg's Weaving Yarns

WEFT 8/1 Tow yarn
unbleached 4,850 m/kg and half-
bleached approx. 5,400 m/kg
Borg's Weaving Yarns
OR 1.5/1 Linen tow unbleached and
half-bleached approx. 900 m/kg
Bocken's Yarns, Holma-Helsingland

REED 50/10 (12/in), 1 end per heddle, 2 ends
per dent = 10 ends/1 cm (25 epi)

WIDTH IN REED approx. 43 cm (17 in)

FINISHED WIDTH approx. 38 cm (15 in)

WEFT SETT Tow: approx. 8 picks/1 cm (20 ppi)
1.5 Linen: 4-5 picks/1 cm (10-12.5 ppi)

NUMBER OF ENDS 432 (224 unbleached, 208 bleached)

WARP REQUIRED Per meter: approx. 40 g (1.4 oz)
unbleached, approx. 35 g (1.2 oz)
bleached

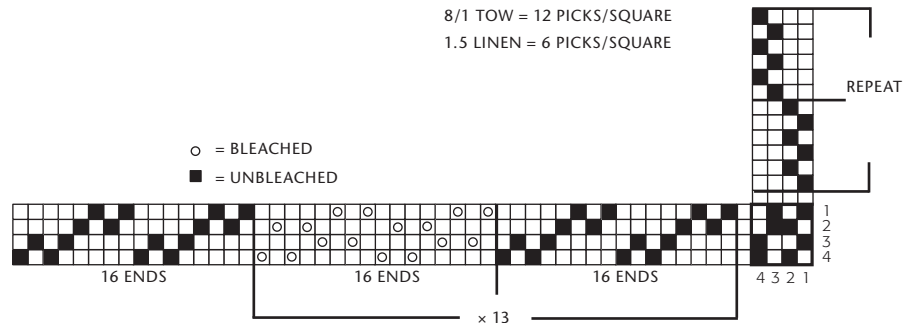
WEFT REQUIRED Per meter: 8/1 tow, single color:
approx. 75 g (2.6 oz) unbleached or
65 g (2.3 oz) half-bleached
checked pattern: approx. 35 g (1.2 oz)
bleached and half-bleached
1.5/1 Linen tow single color: approx.
240 g (8.4 oz)
checked pattern: approx. 120 g
(4.2 oz) of each color

WEAVING

Use a temple and move it up frequently. Make sure weft sett is correct. Weave the towels with a single color or checked by shifting between the two blocks.

WARP SEQUENCE

UNBLEACHED	16		16	= 224
BLEACHED		16		= 208
			× 13	432 ENDS







BEAUTIFUL, VERSATILE SIMPLE



Inside you'll find:

Patterns for weaving a variety of projects, including towels, placemats, blankets, throws, pillows, rugs, and curtains.

Illustrated instructions for popular weaving techniques, such as plain weave and twill; monk's belt and honeycomb; rosepath, overshot, and Jämtlandsdräll (crackle) weave; waffle weave, color effects, M's and O's, and halvdräll; as well as block damask (true dräll).

Tips for weaving patterns using different techniques, such as a rug in waffle weave or halvdräll.