

Quadro-effect LED Mask  
**Lu±well**



cellpod is a beauty device brand by Ecowell, designed to make aesthetic care easily accessible at home.



**It's different when cellpod makes it**

cellpod is the beauty device brand of Ecowell Co., Ltd. a research-oriented company specializing in skin technology. We have developed technologies to address customers' skin concerns through systematic research and innovation led by various experts with doctoral degrees.

With our expertise and technological prowess, we not only offer solutions under the cellpod brand but also provide customized solutions for industry partners to implement their own specialized beauty devices.

Through collaboration with industry partners, we aim to grow together and provide optimized skincare solutions to a broader range of customers.





# FOR THOSE WHO

- ✓ Individuals who have tried various types of LED masks without seeing results.
- ✓ Those who wish to care for their skin easily and conveniently at home, without professional treatments.
- ✓ Individuals wanting to improve sagging smile lines for enhanced elasticity.
- ✓ Those seeking to refine the pores and wrinkles in the nasolabial fold area.
- ✓ Individuals in need of quick and effective skincare solutions within a short period of time.




# Nasolabial fold and Smile lines

Areas where 80% of skin concerns like wrinkles and pores are concentrated

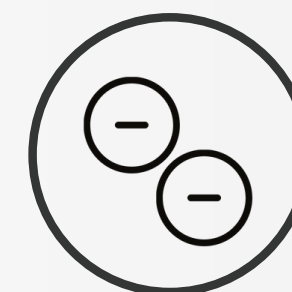
## 4 in 1 Intensive care




LED



Near-Infrared



Galvanic




Microcurrent

# Product Composition and Characteristics



**10 Exclusive Mask Sheets**



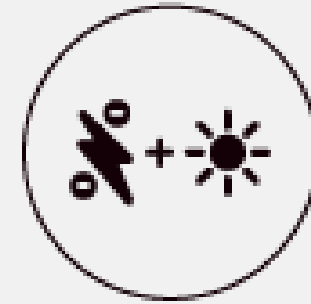
**Ear Loops**

**Visor  
(for eye protection)**

+ Type-C Charging Cable,  
Ultra-fine Microfiber Towel, etc.


## Mask Device, 2 Batteries & Charging Cradle

\*The cradle design may  
change in the future.




### Dual Effect

Light and electric current  
stimulation  
Two effects simultaneously



### Slim & Compact

Light and slim design



### Safety Design

Safe with smart IC circuit  
design



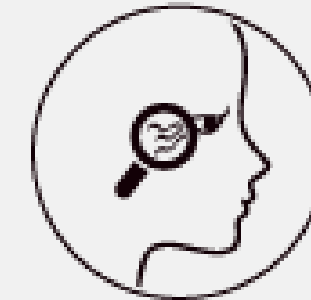
### Wireless Design

Safe hands-free design,  
freeing both hands



### Power Saving & Rechargeable

Minimize power  
consumption for long-term  
use and recharging



### Intensive Care

Focused treatment on  
areas vulnerable to  
wrinkles



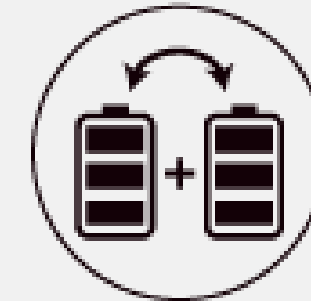
### Bluetooth

Adjust the steps using your  
smartphone according to  
your skin type



### Waterproof

Can be lightly washed with  
water after use



### Spare Battery

2 batteries provided



### Ear Loop

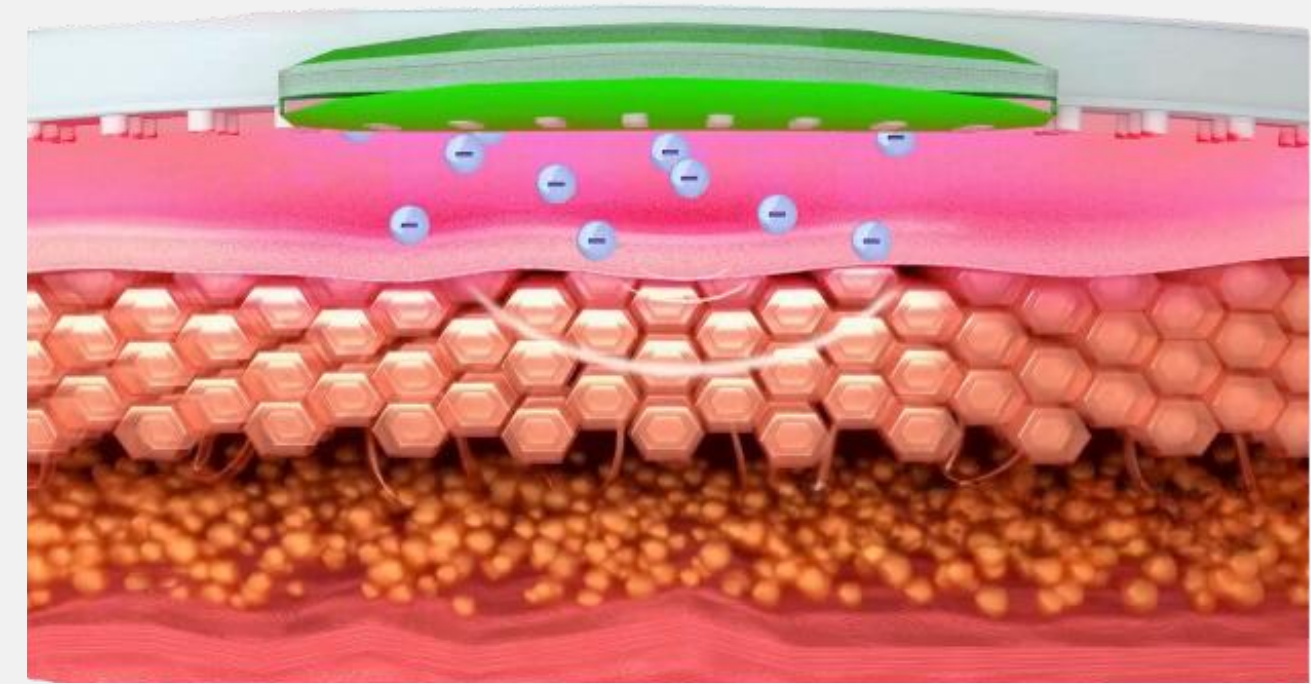
Mask snugly fits for optimal  
efficacy and mobility

# 4-in-1 Skincare Solution



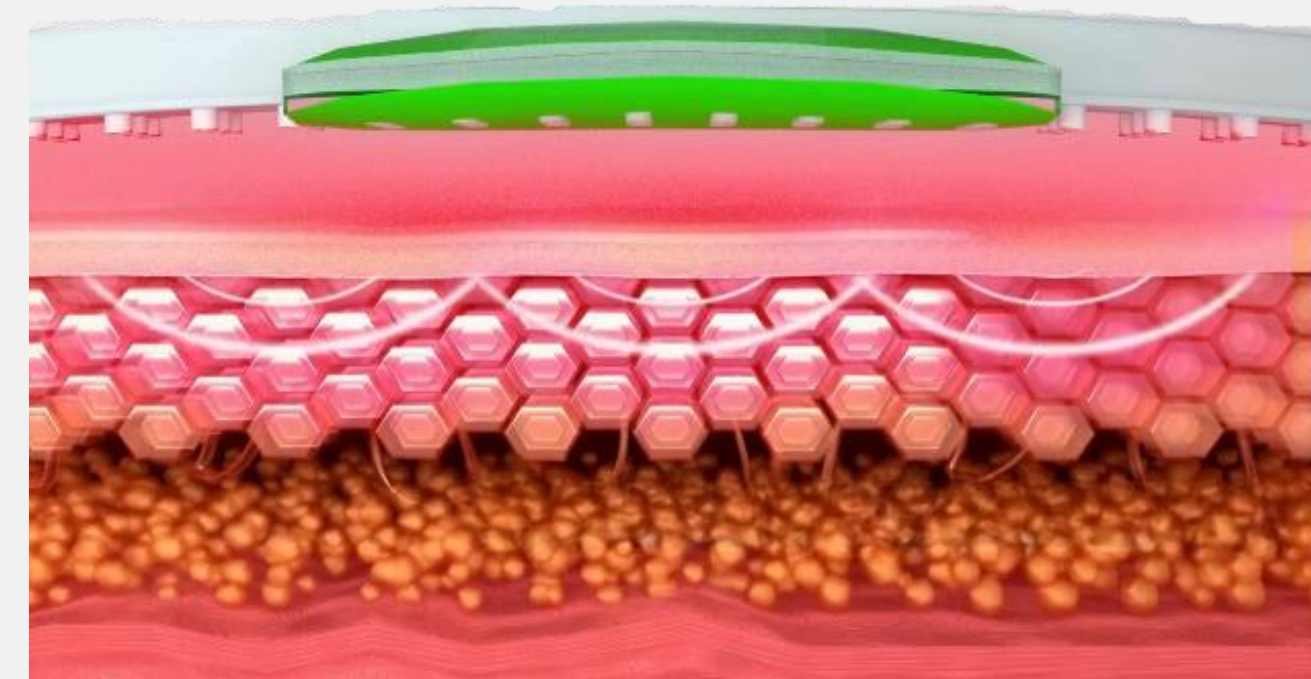
## Galvanic

Ionophoresis action delivers the active ingredients of the exclusive mask sheet deep into the skin and promotes the expulsion of waste products.



## Microcurrent

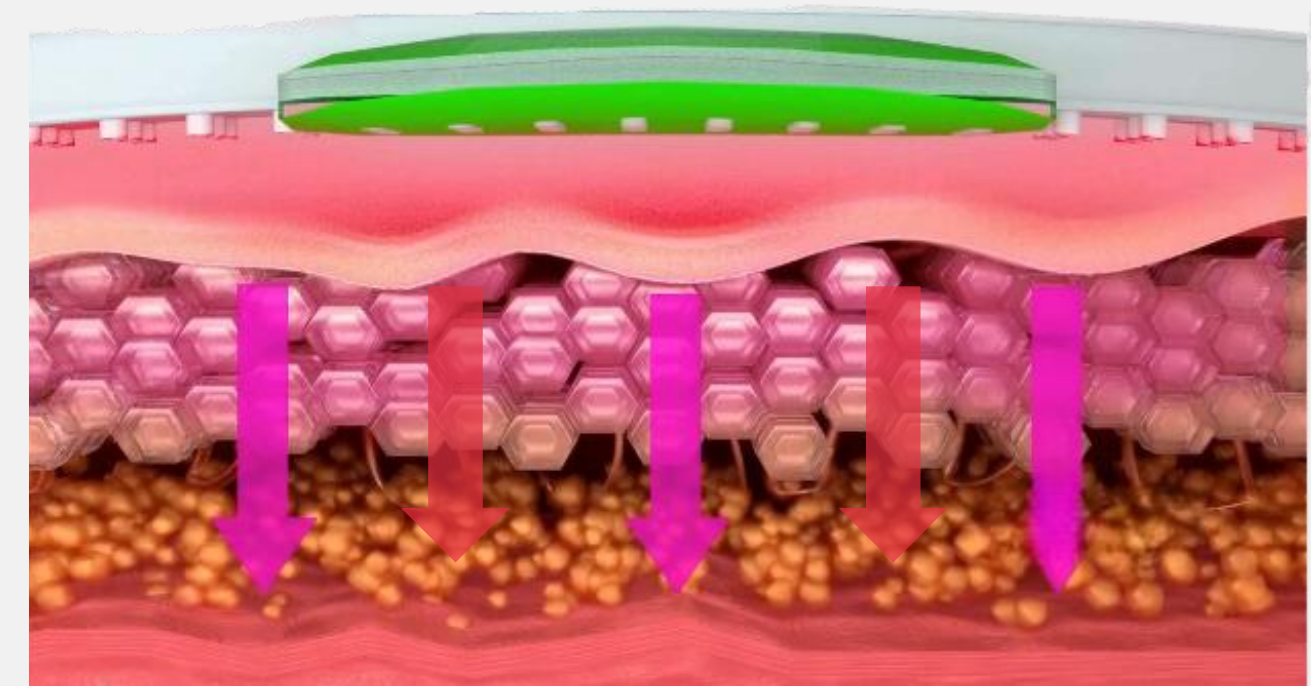
Stimulating the body's natural bioelectric current improves skin elasticity and tone, leading to reduced wrinkles.



## LED+Near-Infrared

(RED 60nm+NIR 850nm)

Aids in collagen production within the skin, improves blood circulation, strengthens skin resilience, and enhances overall skin health.



# Easy to Operate



1. Press the button to turn on the device. You can adjust the current and LED intensity by adjusting the pressure level.
2. Check if a green light appears on the indicator along with an alarm sound. If the light turns on, the massage begins.
3. The total massage time is 20 minutes, and after 10 minutes, the LED will automatically turn off. However, the microcurrent and galvanic massage will continue.

| <b>Duration of touch</b> | <b>Indicator color</b> | <b>Management mode (LED+Microcurrent+Galvanic)</b> | <b>Alarm sound</b> | <b>Full operation time</b> |
|--------------------------|------------------------|--|--------------------|----------------------------|
| Short                    | Green                  | Microcurrent Level 1~3                             | Beep sound once    | 20 Minutes                 |
| Long                     | Green                  | LED Level 1~3                                      | Beep sound twice   | 20 Minutes                 |

# Rechargeable Battery and Charging Cradle

Place two batteries in the charging cradle to charge. Charging takes up to 1 hour, with a red indicator light during charging and a white light when fully charged.



**Charging in progress**

**Charging complete**



The mask device has a slot on the left side for easy attachment and detachment of the battery. Recharge the battery after each use for reuse.



# Exclusive Mask Sheets



## EWG green grade essence ingredients

- Adenosine:** Wrinkle improvement active ingredient
- Niacinamide:** Brightening active ingredient
- Squalane:** Moisture barrier formation
- Sunflower Seed Oil:** Lecithin, Vitamin care
- Tocopherol:** Skin soothing and protection
- Lupinus Seed Extract:** Smooths and firms skin.



## Vitamin C coating

Using a mask sheet coated with Vitamin C along with galvanic treatment can enhance skin penetration and provide a whitening effect.

## How to use mask sheet



1. Press the valve to transfer the essence from the top to the dry mask sheet below.



2. Squeeze the essence from the top to moisten the mask sheet below.



3. Apply the mask sheet to your face and remove the mesh.



4. Place the mask device over the mask sheet and turn it on.



## Safety Certification and Testing

### Passed the skin irritation test at the Korea P&L Skin Research Center

The cellpod Silver Mask has been proven to be 'non-irritating' through notification observation by the Korea Food and Drug Administration.



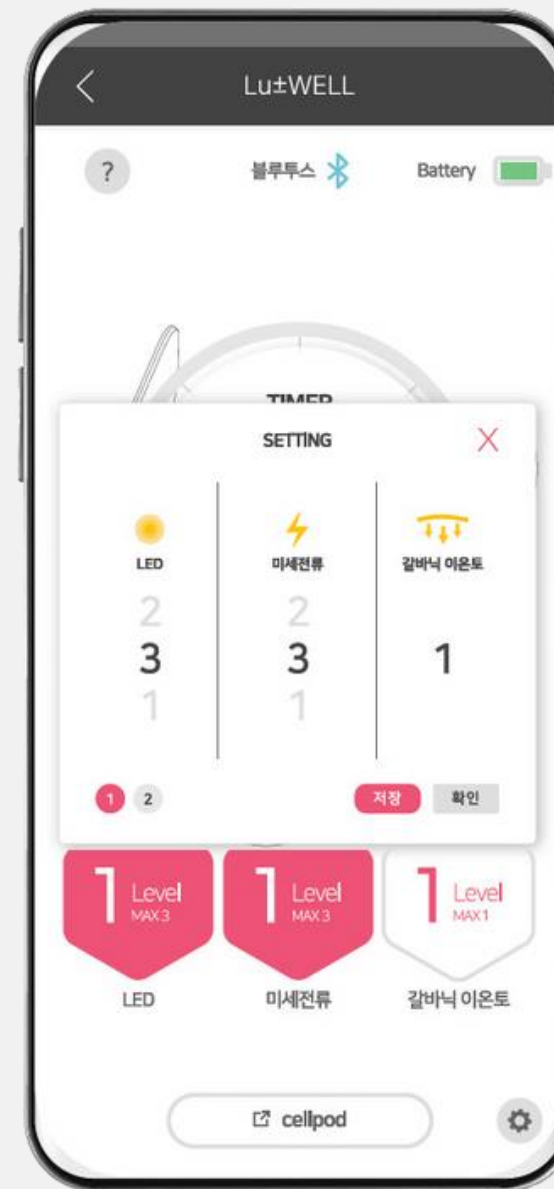
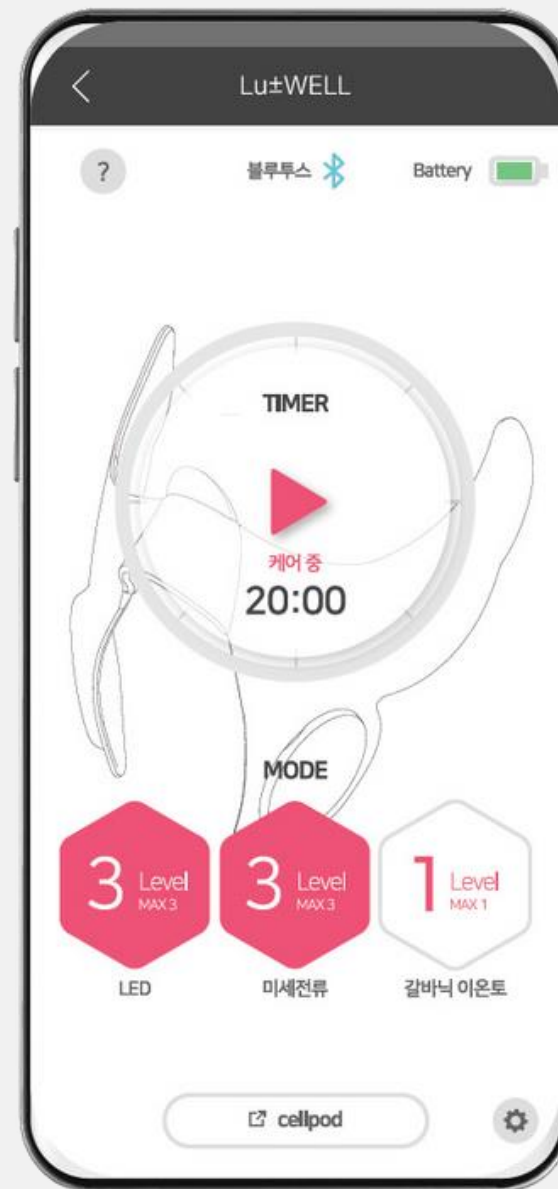
### Passed the conductivity test

Mask Sheet: Conductivity test report  
Device: KC certification completed  
(Registration Number: R-R-EcW-EBM-E12111)

# Remote control via mobile



Remote control of usage modes and levels according to skin condition through the mobile application (EcoLAB)



# How to Wear the Mask Sheet and Mask Device



1. After applying the sheet mask evenly on your face, make sure that the mesh backing is facing outward.



2. Pull the handle on the right side of your forehead to remove the mesh backing.



3. When you connect a fully charged battery pack to the Lu±WELL device, it will enter standby mode for 1 minute.



4. Attach the device to your face while it is in standby mode. Press firmly on your cheekbones to allow the device to recognize the sheet mask.



5. Microcurrent and LED intensity change depending on the touch.  
**Short touch: Adjusts the intensity of microcurrent 1 to 3 / Beep sound once**  
**Long touch: Adjusts the intensity of LED 1 to 3 / Beep sound twice**



6. After use, gently wipe the Lu±WELL device with a soft cloth and recharge the battery pack.

# How to Use the Ear Loop and Visor

## Ear Loop



1. By using the ear loops, you can secure the device more tightly to your face. It also allows for length adjustment in three levels.



2. Insert the ear loops into the holes at both ends of the device and secure them in the appropriate hole according to the desired length.



3. Attach the ear loops to your ears.

## Visor



1. If you feel the LED light is too bright, try using the eye visor.



2. Place the visor on the area where it meets the lower part of your eyes. Make sure the narrow side of the visor is facing inward toward your face.



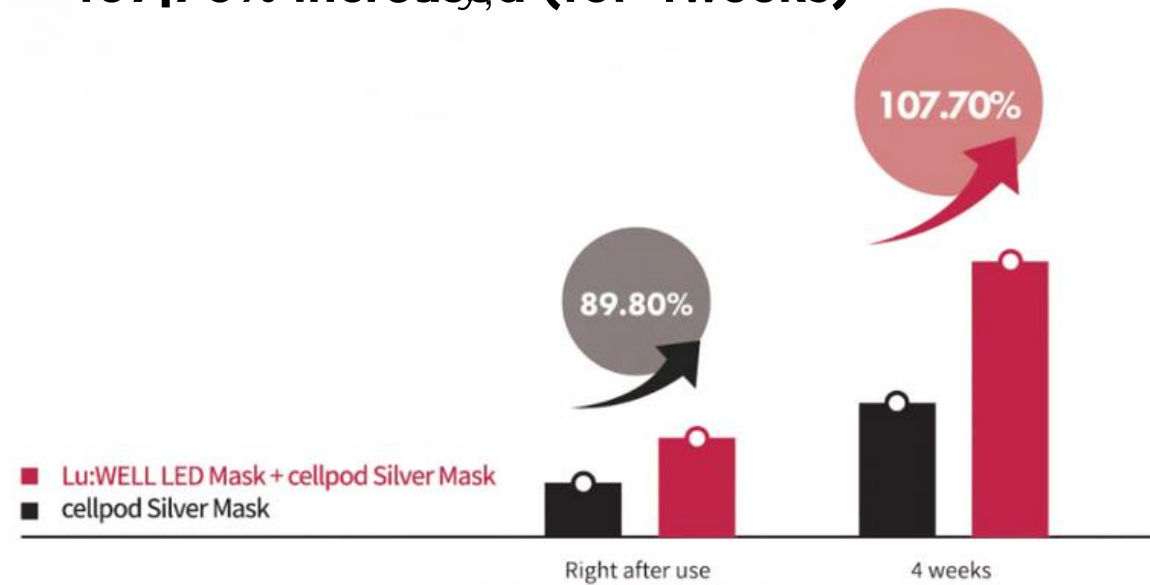
3. You can use the device without any eye discomfort.

# LED Mask Clinical Test


## (KC Skin Research Center)

### Test 1. Skin density change rate

Comparing with the mask pack only,  
**107.70% increased (for 4weeks)**

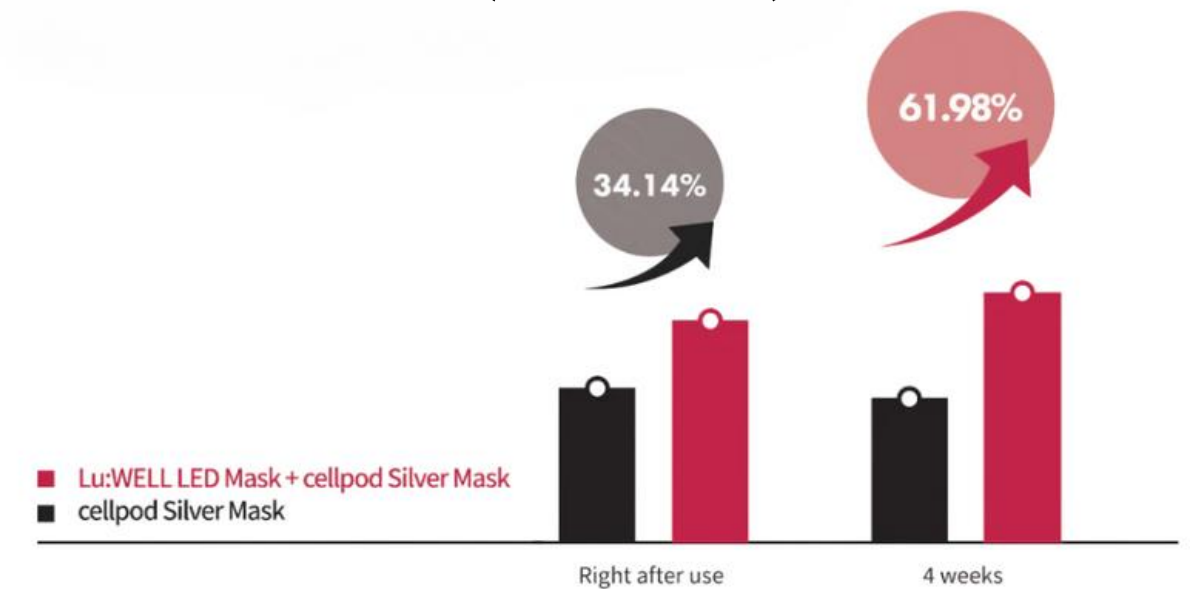


LU±WELL LED MASK +  
 cellpod Silver Mask test group,  
 Female of 50's with dry skin type



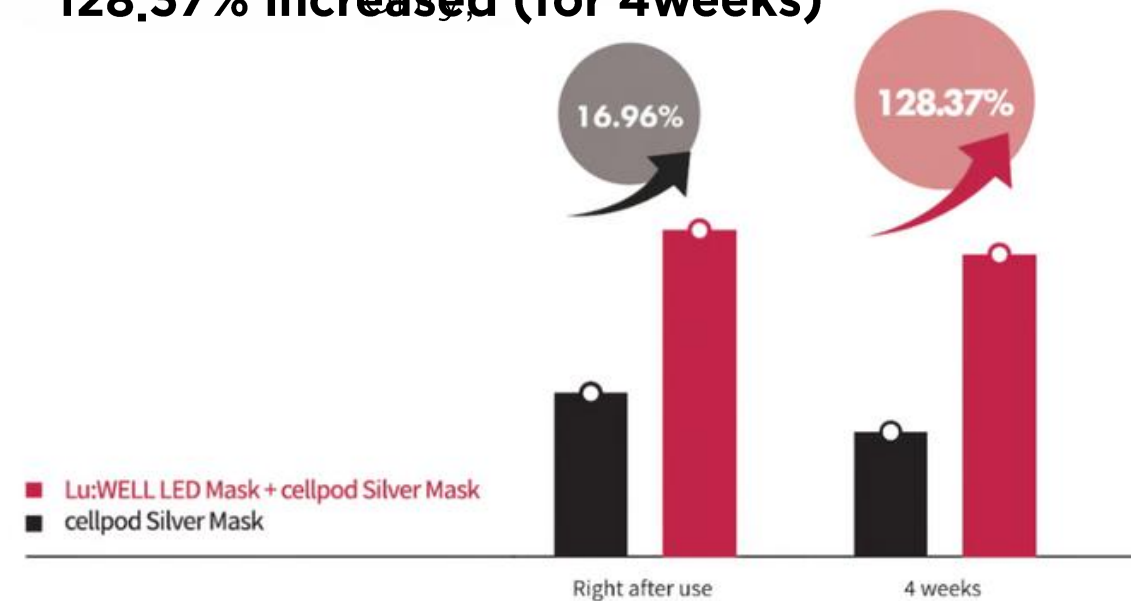
### Test 2. Skin elasticity change rate

Comparing with the mask pack only,  
**61.98% increased (for 4weeks)**



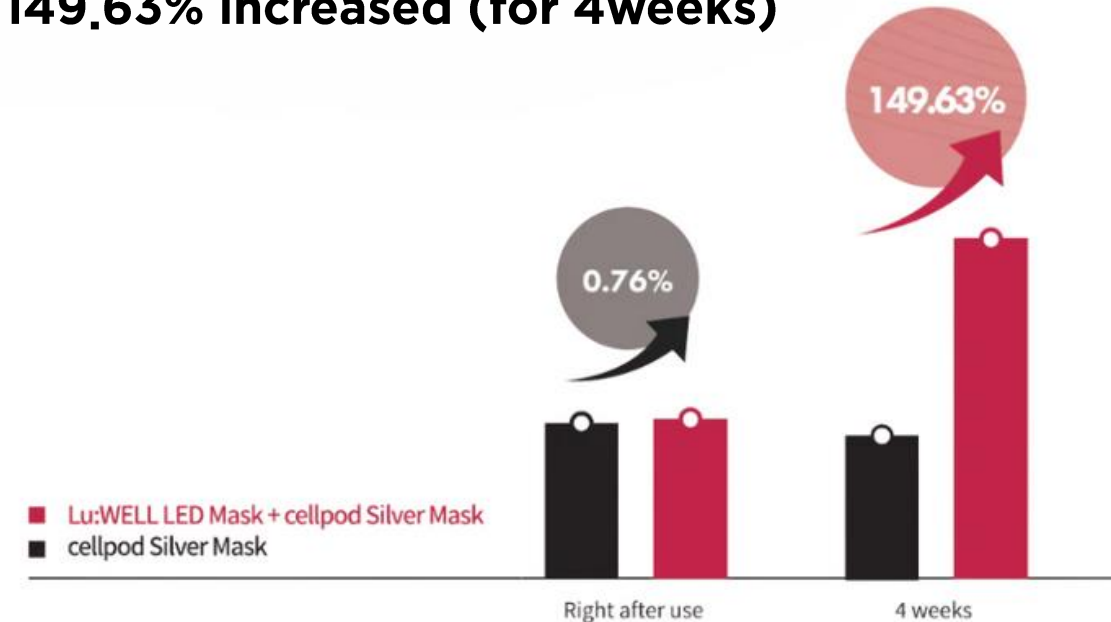
### Test 3. Skin glow change rate

Comparing with the mask pack only,  
**128.37% increased (for 4weeks)**



### Test 4. Skin transparency change rate

Comparing with the mask pack only,  
**149.63% increased (for 4weeks)**



LU±WELL LED MASK +  
 cellpod Silver Mask test group,  
 Female of 50's with dry skin type



# Product Specification

|  |   |
|--|---|
| <b>Model</b>                             | LU±WELL LED Mask  |
| <b>Dimension</b>                         | Main Device: 133mm x 143mm x 50mm<br>Cradle: 140mm x140mm x 130mm                       |
| <b>Weight</b>                            | Main Device: 38g(Before battery Install),<br>40g(After Battery Install)<br>Cradle: 192g |
| <b>Light source</b>                      | 60nm(RED) 104ea+850nm(NIR) 38ea, Total 142ea  |
| <b>Opertaion time</b>                    | LED+Microcurrent+Galvanic / 20min   |
| <b>Recommended operating temperature</b> | 0°C- 40°C   |
| <b>Recommended operating humidity</b>    | 10% - 90%   |
| <b>Number of consecutive uses</b>        | 1 time  |
| <b>Full charge time</b>                  | Max 1 hour  |
| <b>Battery Specifications</b>            | 3.7V / 110mAh   |

## Mask sheet essence ingredients

Water, Butylene Glycol, Glycerin Niacinamide, 1,2-Hexanediol, Hydrogenated Polydecene, Carbomer, Arginine, Ethylhexylglycerin, Adenosine, Propanediol, Tocopherol, Polyglyceryl-10 Oleate, Helianthus Annuus (Sunflower) Seed Oil, Sodium Phytate, Hydrogenated Lecithin, Hydrolyzed Collagen, Glyceryl Acrylate/Acrylic Acid Copolymer, Acacia Senegal Gum Extract, Ethylhexyl Triazone, Squalane, PVM/MA Copolymer, Alkanna Tinctoria Root Extract, Foeniculum Vulgare (Fennel) Seed Extract, Coriandrum Sativum (Coriander) Extract, Elettaria Cardamomum Seed Extract, Crocus Sativus Flower Extract, Madecassic Acid, Asiaticoside, Asiatic Acid, Houttuynia Cordata Extract, Centella Asiatica Extract, Vitamin C

# LU±WELL LED Mask REBORN UNDER YOUR BRAND

Manufactured as OEM/ODM and distributed  
and sold under your own brand

Customization is available to align with your brand, product design, including printing your brand logo, changing product and package colors, and altering the essence formulation.

For more details, please contact the person in charge at the Ecowell Sales Department via phone, email, or inquire through our website.



# FAQ

**Q. The product is not working properly.**

A. If you have not used a masksheet, if the battery is not properly charged, or if the sheet mask recognition sensor is damaged, the device may not function properly.

**Q. The LED light is not turning on.**

A. Please note that it may occur during continuous use, and keep in mind that the battery is fully charged for one-time use.

**Q. The Galvanic iontophoresis/microcurrent function is not working.**

A. The issue may be due to a damaged sheet mask recognition sensor. If the problem persists, please contact the service center for assistance.

**Q. The battery pack's usage time is different from what is stated in the manual.**

A. It may vary depending on the operating condition of the product and battery life. As the battery is a consumable, it may require replacement if its performance deteriorates. (Warranty period: up to 6 months)

**Q. Is it compatible with regular mask sheets?**

A. It is difficult to expect galvanic and LED therapy effects when used with a regular mask sheet. Therefore, please use the dedicated mask sheet.