


DESIGNER SERIES








FEATURED PROFILE:
Design: Cortex Horizontal
Metal: Bronze Florentine
 3 per Panel Configuration

AXOLOTL DESIGN

Axolotl has pushed the boundaries of design since 1995 when it pioneered the bonding of semi-precious metal onto any substrate. With a shared passion for innovation and design, B&D® and Axolotl have partnered to develop a range of premium garage doors demonstrating new aesthetics that meet the increasingly diverse requirements of architects and home owners alike. This option allows you to create an individual masterpiece of garage door design and really stretch their imagination, as they can choose custom combinations from a range of metals, textures and patinas.

METALS



PREMIUM OPTIONS

-  FLUSH MOUNT
-  POWDER COATED FRAME & HARDWARE
-  B&D® AUTOMATION
-  SMART PHONE CONTROL KIT
-  AUTOLOCK

WARRANTY
10 YEAR






All garage doors come with stainless steel cables as standard. Premium Options are limited to certain sized doors. Check with B&D® or a B&D® Accredited Dealer for confirmation.



FEATURED PROFILE:
 Weathertex Weathergroove face mounted in vertical orientation on B&D Flush Mount Frame System.

CLAD-MATCH

Clad-Match was born from home owners asking us if we could match the cladding on our doors to the cladding specified on their new homes. Now, through the wonderful collaboration of Australia's most popular exterior cladding manufacturers Weathertex®, together we offer a comprehensive range of designer doors that, well, match the cladding. Beautifully.

DESIGN	FINISH	SIZING	ORIENTATION	MANUFACTURER
 WEATHERGROOVE	SMOOTH OR NATURAL	150mm 300mm	VERTICAL	
 SELFLOK ECOGROOVE	SMOOTH OR NATURAL  Staggered pattern max width 6.4	150mm 300mm	HORIZONTAL	

Weathertex range is provided in its natural unfinished form without sealing, puttying or colouring and can be finished onsite by builder or customer. Weathertex Natural range can be stained, sealed and coloured in the same way as natural timber

PREMIUM OPTIONS

-  FLUSH MOUNT
-  POWDER COATED FRAME & HARDWARE
-  B&D® AUTOMATION
-  SMART PHONE CONTROL KIT
-  AUTOLOCK

WARRANTY
10 YEAR

All garage doors come with stainless steel cables as standard. Premium Options are limited to certain sized doors. Check with B&D® or a B&D® Accredited Dealer for confirmation.



FEATURED PROFILE:
Palmy

PERF PANEL – RESIDENTIAL

Perf Panel is, as the name suggests, an exciting range of doors cut or perforated in a variety of creative designs, bringing real personality to garage doors and car ports. Our designers transform 2.5mm marine grade aluminium into art pieces that you get to interact with everyday around your home. Perf Panel is a popular choice for home owners in warmer climates where air flow is encouraged and where a solid door would otherwise limit the entry of a cooling breeze. Choose from designs and powder coated designer colours. We can also add an acrylic or Colorbond backing as a clear, or semi-opaque privacy screen to let light in and not the weather.

PALMY




Perforated open area 21%




Lasercut open area 23%

NAHOSH



Perforated open area 32%


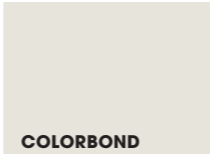


Lasercut open area 42%
BACKING: Clear, White, Grey Tint (Smoke), Black and Opal

POPULAR POWDER COAT OPTIONS

 MONUMENT ELEMENTS	 SURFMIST ELEMENTS	 PEWTER PEARL
 MATT CHAMPAGNE KINETIC	 WHITE BASE MANNEX	 CITY SILVER PEARL ETERNITY
 BLACK ELEMENTS	 DECOVIEW	

BACKING OPTIONS

 ACRYLIC	 COLORBOND
---	--

Refer to order form for backing colour options






MAX WIDTH 2.4m

FEATURED PROFILE:
25:50:25 ProdeMa
Colour: Rustik


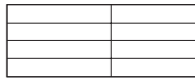

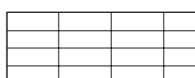


PRODEMA PRODEX

ProdeMa Prodex is a stunning, unique and natural timber product, ideal for both standard and flush-mounted doors. It uses a highly resistant outer film that protects your door from nature's elements, and is totally maintenance free. It is also anti-graffiti and non-stick, preventing organic matter from developing on the panel's surface and reducing the build-up of dust and dirt from ambient pollution. ProdeMa Prodex is environmentally certified, guaranteeing it is manufactured with raw forest materials and managed in a socially and environmentally responsible way.

COLOUR OPTIONS

 COLOUR: PALE
 COLOUR: RUSTIK
 COLOUR: NUX

CONFIGURATION OPTIONS

 Single (max width 2.4m)	 2 Per Panel
 3 Per Panel	 4 Per Panel
 25:50:25	 25:75 (Left Or Right Hand Side)

PREMIUM OPTIONS

 FLUSH MOUNT	 POWDER COATED FRAME & HARDWARE	 B&D® AUTOMATION	 SMART PHONE CONTROL KIT	 AUTOLOCK
---	--	---	---	--

WARRANTY
10 YEAR














FEATURED PROFILE:
Timber Look
Colour: Atlantic Cedar
Opaque Acrylic

SLATTED COLLECTION

Match your home's modern façade with a slatted garage door. Made from durable aluminium, these slats can be powder coated in a large range of Dulux® colours and are also available in 8 unique timber look colours. Slatted options are available with or without backing to add character to your door or maximise airflow. Backings are available in COLORBOND® steel, or acrylic for a slightly transparent finish. COLORBOND® backings are available in the standard COLORBOND® range. Acrylic inserts are available in Clear, Opaque or Smoked.

COLOUR OPTIONS - OUR SLATTED DOORS COME IN 8 UNIQUE TIMBER LOOK COLOURS

 JARRAH	 ATLANTIC CEDAR	 TASSIE OAK
 BLACKBUTT	 LIGHT OAK	 BUSH CHERRY
 WESTERN RED CEDAR	 KWILA	<p>ACRYLIC BACKING COLOURS</p> <div style="display: flex; justify-content: space-around;"> <div> CLEAR</div> <div> SMOKE</div> <div> OPAQUE</div> </div>

PREMIUM OPTIONS

-  FLUSH MOUNT
-  POWDER COATED FRAME & HARDWARE
-  B&D® AUTOMATION
-  SMART PHONE CONTROL KIT
-  AUTOLOCK

WARRANTY
10 YEAR

All garage doors come with stainless steel cables as standard. Premium Options are limited to certain sized doors. Check with B&D® or a B&D® Accredited Dealer for confirmation.









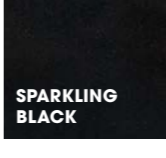









FEATURED PROFILE:
25.50.25
Colour: Alpolic White

SHEER PANEL COLLECTION


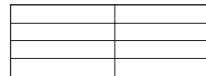
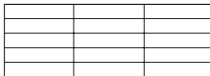
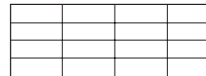
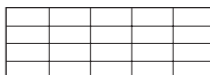
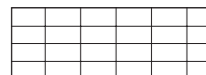

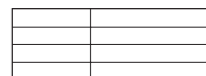

Our Sheer Panel Collection is a stunning statement piece for your home that reflects a contemporary sense of style. Choose from a broad range of colours in Alpolic aluminium composite and acrylic materials to create a floating, seamless appearance. Alpolic aluminium composite delivers a bold metallic finish, whilst our acrylic range delivers a glass-like gloss finish for incredible visual appeal. If you need to perfectly match an architectural feature or require a truly bespoke solution, contact us or your local B&D® Accredited Dealership.

ON-TREND ALUMINIUM COMPOSITE PANEL OPTIONS

 ALUMINIUM GREY	 ANTHRACITE GREY	 WHITE	 OFF WHITE	 BLACK
 DARK GREY METALLIC	 MEDIUM GREY METALLIC	 SILVER METALLIC	 SPARKLING BLACK	 WHITE
 SLATE BLACK	 MANGANESE METALLIC	 CHARCOAL	 MEDIUM BRONZE METALLIC	
 BLACK	 MONUMENT	ALPOLIC IS FIRE SAFETY TESTED TO AS 1530 PART 3		

ACRYLIC OPTIONS

CONFIGURATION OPTIONS


 Single	 2 Per Panel
 3 Per Panel	 4 Per Panel
 5 Per Panel	 6 Per Panel
 25:50:25	 33:66 (Left Or Right Hand Side)
 25:75 (Left Or Right Hand Side)	

PREMIUM OPTIONS

-  FLUSH MOUNT
-  POWDER COATED FRAME & HARDWARE
-  B&D® AUTOMATION
-  SMART PHONE CONTROL KIT
-  AUTOLOCK

WARRANTY
10 YEAR

All garage doors come with stainless steel cables as standard. Premium Options are limited to certain sized doors. Check with B&D® or a B&D® Accredited Dealer for confirmation.




FEATURED PROFILE:
Acrylic Insert
Colour: Opaque

INSERT COLLECTION


Unique effects to enhance the look of your home. Our Insert Collection delivers a broad range of looks from flat to corrugated, ribbed to patterned. You are sure to find a look that suits your home. Frame manufactured from industrial-strength construction and available in an extensive powder coat colour selection, to complement your home's colour scheme. A range of insert options allows you to design the door that suits the look you're after. Panel sizes and evenly spaced insert openings ensure the door fits your home perfectly.

INSERT OPTIONS

AIR



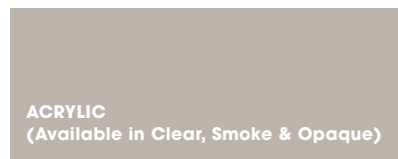
STEEL



ALUMINIUM



TRANSLUCENT



PREMIUM OPTIONS

-  FLUSH MOUNT
-  POWDER COATED FRAME & HARDWARE
-  B&D® AUTOMATION
-  SMART PHONE CONTROL KIT
-  AUTOLOCK

WARRANTY
10 YEAR

All garage doors come with stainless steel cables as standard. Premium Options are limited to certain sized doors. Check with B&D® or a B&D® Accredited Dealer for confirmation.




FEATURED PROFILE:
Locker Group R9551 face
mounted and custom
head panel
Colour: Colorbond®
Monument

PERF PANEL - COMMERCIAL


Our Perf Panel Commercial series offers architects and designers of multi-residential new builds, carparks and inner city repurposed projects (to name a few), a product with which to express a modern, industrial stance while delivering the high level of mechanical security, while providing ventilation, the product is intended for. Talk to us about your plans, we have a precision perforated aluminium door design that will fit the task and favourably feature the personality of your project.

AZTEC




Open area 28%

DOMINO 350



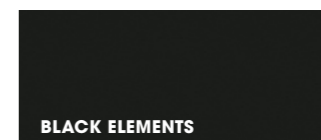


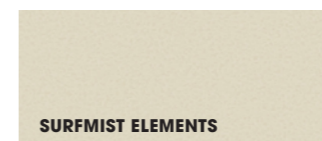

Open area 25%

DOMINO 580




Open area 33%

POPULAR POWDER COAT OPTIONS



All garage doors come with stainless steel cables as standard. Premium Options are limited to certain sized doors. Check with B&D® or a B&D® Accredited Dealer for confirmation.



FEATURED PROFILE:
B&D® Flush Mount
System and Frame
Only (with choice of
cladding)

FRAME ONLY

If you can't find the perfect solution to suit your home from our extensive range, there is a Frame Only option allowing you to customise your own cladding provided by your home builder to match your home's façade. Our Frame Only system is available in both Traditional Set-Back installation behind the opening as well as using B&D's Flush Mount Door System. B&D's Flush Mount Door System mounts the garage door so that the door cladding is flush with the surrounding façade. This on-trend approach provides the appearance that your sectional garage door seamlessly integrates to the front of your home; only to be noticed when the door actually begins to open.

Providing visual impact, scale and a true façade appearance, flush mount doors are the key to creating external individuality in new home construction and renovations. Cladding material can be fixed directly to the durable aluminium extruded Designer Series Frame Only panels. Door size is measured to suit the opening and spring balance is calculated to suit the cladding weight being attached.

*Important: when selecting your own cladding, you must liaise with B&D to ensure the product is suitable for use on a garage door

B&D SMART PRO

The B&D Smart Pro opener has been meticulously designed to suit your Designer Series door.

Offering first-rate safety, security, power and intelligence, this opener seamlessly integrates with your Designer Series garage door system.

The B&D Smart Pro opener comes fully equipped with:

AUTOLOCK

A keyless, heavy-duty locking bolt that is engaged automatically, locking the door shut every time.

SMART PHONE CONTROL*

Allows authorised users to operate the garage door without a remote.

CAMERA

Puts you in control of managing and monitoring access to your garage, whether you're home or not.

BATTERY BACKUP

Peace of mind that your garage will still operate if the power goes out.

SAFETY BEAMS

Infra-red beams that automatically stop and reverse your door if there's something or someone in the doorway.

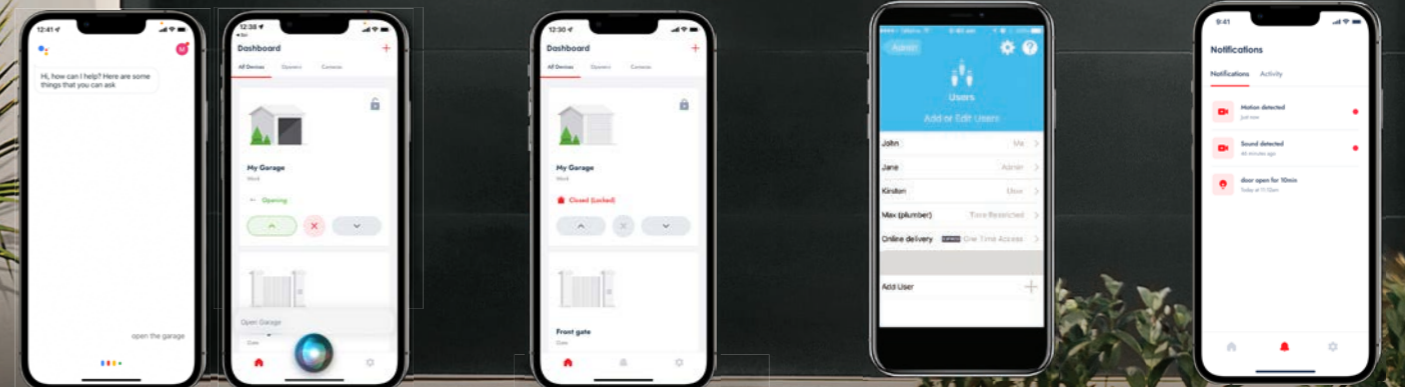
Includes a Wall Mount Remote Control and two Tri-Tran+ Premium Remote Controls.

*Subject to cellular Wi-Fi connection and availability. Phone not included.



SECURITY
tip

Connect the B&D Smart Pro to your Smart phone and enjoy the ultimate safety and security of your home.



SIRI OR GOOGLE HOME VOICE CONTROL
Access your garage with the sound of your voice.

TOTAL CONTROL
Open or close your garage door, anytime, anywhere.

CUSTOMISATION
Schedule recurring access, restrict door access time.

YOUR SILENT ALARM
Get real time alerts, know who has operated your door and when.

THE NAME AUSTRALIA KNOWS AND TRUSTS, B&D® WAS FOUNDED BY TWO AUSTRALIAN INNOVATORS ARTHUR BYRNE AND PAUL DAVIDSON. OUR RANGE OF GARAGE DOORS – THE DESIGNER SERIES BY B&D® – REFLECTS THEIR WONDERFUL ORIGINALITY, INDIVIDUALITY AND ABILITY TO THINK OUTSIDE NORMS. WHILE INTEGRATED DESIGN IS A FEATURE OF THIS NEW DIRECTION FOR B&D®, SAFETY FOR ALL PRECIOUS THINGS BEHIND OUR DOORS IS STILL PARAMOUNT.

Safe as can

Safe and secure design is our priority, helping protect the things you hold precious. Our commitment to quality flows through everything we do. You can always rely on our build quality and commitment to safety to stand the test of time. Our latest Designer Series of garage doors brings together cutting edge technology, beautiful design options and proven reliability that only 60 years of experience can deliver.

DESIGNER SERIES



Call: 13 62 63

Visit: bnd.com.au



B&D® REPRESENTATIVE:

All finishes and colour options shown here have been reproduced to represent actual product colours as accurately as possible. However, we recommend checking your chosen colour and/or finish against an actual sample of the product before purchasing as varying light conditions and limitations of the printing process may affect colour tones. B&D® recommends you visit your nearest B&D® Accredited Dealership to view a sample.

- a) The Designer Series by B&D® – In normal residential use are covered by a 10 Year warranty for all components and associated labour, conditional on correct care guidelines, as recommended in the product handbook. Full details of the warranty are from www.bnd.com.au. Warranty only applies to doors purchased and installed in Australia or New Zealand. Warranty only valid if warranty conditions are met.
- b) The company reserves the right to make changes or improvements to the products or accessories without notice and without incurring any obligation to make similar changes or improvements to goods previously ordered. Specifications subject to change without notice. c) Details correct at date of publication. B&D® Doors & Openers is a division of B&D® Australia Pty Ltd, ABN 25 010 473 971 © 2018 B&D® Australia. Dulux® is a registered trade mark of DuluxGroup Australia Pty Ltd. B&D® Doors & Openers, B&D® are registered trade marks.