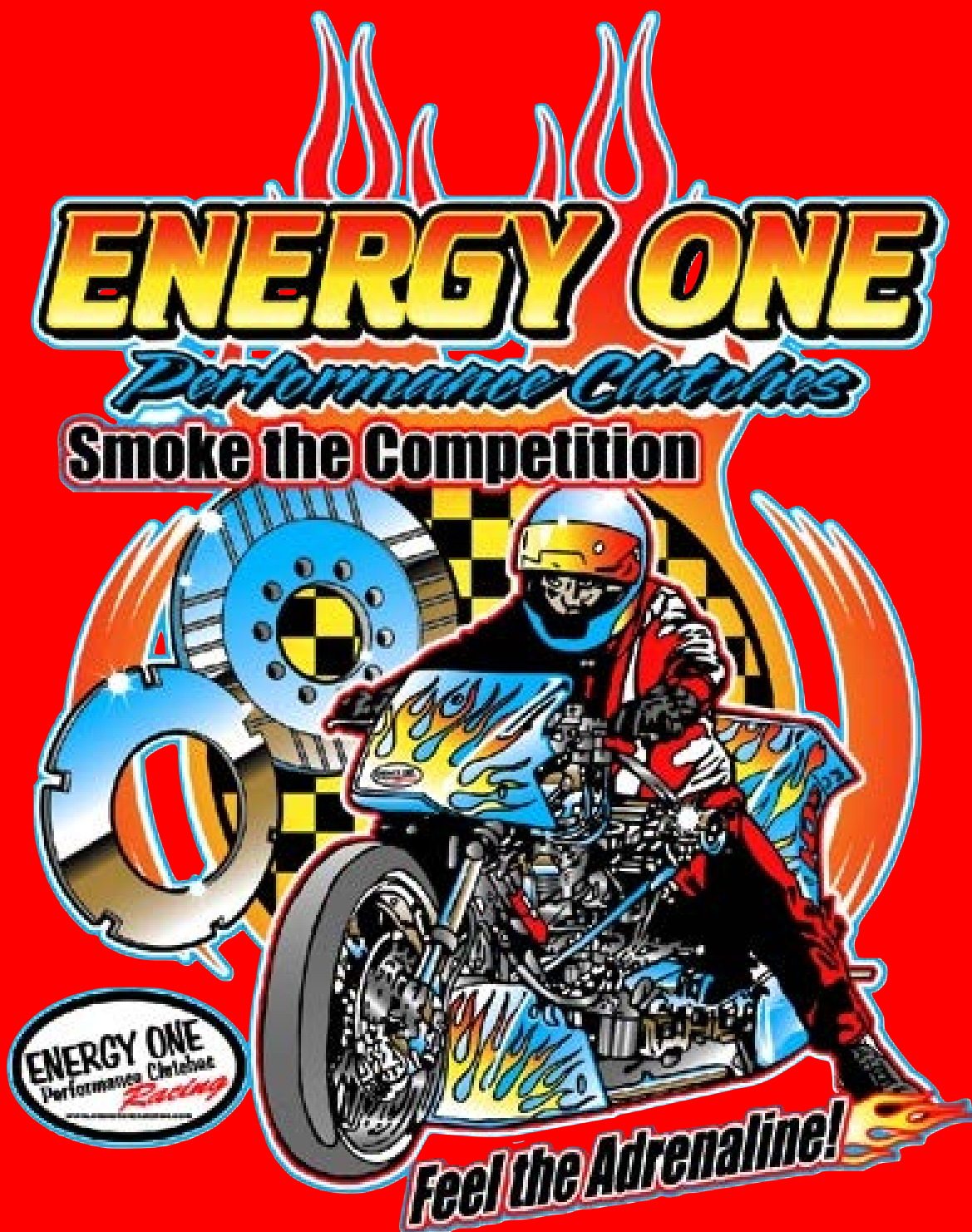


Performance Clutches for your Cruiser,
Street, Drag Strip, and Vintage bikes









www.energyoneclutches.com




Phone (602) 438-7052 or Fax (602) 438-7072

BIG TWIN CLUTCH COMPONENTS

1941 - 1984 BIG TWIN - EARLY 1984

| PRODUCT | DESCRIPTION | OUR PART NO. |
|---|--|-------------------|
|  | INCLUDES 5 FRICTION PLATES WITH RACE PROVEN FRICTION MATERIAL (6061 T6 ALUMINUM CORE) WITH MAXIMUM DEPTH GROOVE PATTERN FOR EFFICIENT HEAT DISSIPATION AND OIL CIRCULATION. INCLUDED ARE 4 TEMPERED STEEL DRIVE PLATES. CLUTCH PACK HEIGHT IS PRE-SET FOR EASY INSTALLATION (RUN WET OR DRY). | BT-5 |
|  | EXTRA PLATE CLUTCH KIT INCLUDES 6 FRICTION PLATES WITH RACE PROVEN FRICTION MATERIAL WITH 6061 T6 ALUMINUM CORES & 5 TEMPERED STEEL DRIVE PLATES. ALSO INCLUDED ARE 10 ZERO CRUSH COIL TYPE CLUTCH SPRINGS. STACK HEIGHT IS PRE-SET FOR EASY, ACCURATE INSTALLATION (RUN WET OR DRY). <u>20% MORE SURFACE AREA THAN STOCK.</u> | BTX-5 |
|  | KIT INCLUDES 5 FRICTION PLATES WITH RACE PROVEN FRICTION MATERIAL WITH TEMPERED STEEL CORES. MAXIMUM GROOVE PATTERN FOR EXCELLENT HEAT DISSIPATION & OIL CIRCULATION (RUN WET OR DRY). STEEL PLATES NOT INCLUDED! WORKS GREAT WITH BTS-5. | BT-5 ECONO |
|  | TEMPERED STEEL DRIVE PLATE. WORKS GREAT WITH BT-5 ECONO PLATE KIT DESCRIBED ABOVE. 1941-1967 APPLICATIONS REQUIRE 3 STEEL PLATES, 1968-1984 REQUIRES 4 STEEL DRIVE PLATES. STEEL DRIVE PLATES SOLD INDIVIDUALLY. | BTS-5 |
|  | 1968-1984 BIG-TWIN. A COMPLETE SET OF 10 COIL TYPE CLUTCH SPRINGS. ZERO COLLAPSE GIVING 50 POUNDS PRESSURE @ 1.125 INCH SPRING HEIGHT. PERFECT FOR STOCK REPLACEMENT. | BTCS-50 |
|  | 1941-1984 BIG-TWIN. A COMPLETE SET OF 10 HEAVY DUTY COIL TYPE CLUTCH SPRINGS. ZERO COLLAPSE GIVING 65 POUNDS PRESSURE @ 1.125 INCH SPRING HEIGHT. | BTCS-65 |

1984 - 1989 BIG TWIN (EVO)








| PRODUCT | DESCRIPTION | OUR PART NO. |
|---|---|----------------|
|  | INCLUDES 6 FRICTION PLATES WITH RACE PROVEN FRICTION MATERIAL WITH TEMPERED STEEL CORES & 7 TEMPERED STEEL DRIVE PLATES. STACK HEIGHT IS PRE-SET FOR EASY INSTALLATION (RUN WET OR DRY). <u>25% WIDER THAN STOCK FOR A SIGNIFICANT INCREASE IN CLUTCH AREA AND FOR MAXIMUM HOLDING POWER. CONTINUOUS RING OF FRICTION MATERIAL!</u> | BT-9 |
|  | KIT INCLUDES 6 FRICTION PLATES WITH RACE PROVEN FRICTION MATERIAL WITH TEMPERED STEEL CORES. 25% WIDER THAN STOCK FOR MAXIMUM CLUTCH AREA. (RUN WET OR DRY.) STEEL PLATES NOT INCLUDED! WORKS GREAT WITH BTS-9. | BT-9-FP |
|  | SINGLE TEMPERED STEEL DRIVE PLATE FOR ALL Evo 1984-1989 BIG-TWIN MODELS. REQUIRES 7 PLATES. PLATES ARE SOLD INDIVIDUALLY. | BTS-9 |

www.energyoneclutches.com

Phone 602-438-7052 or Fax 602-438-7072

BIG TWIN CLUTCH COMPONENTS

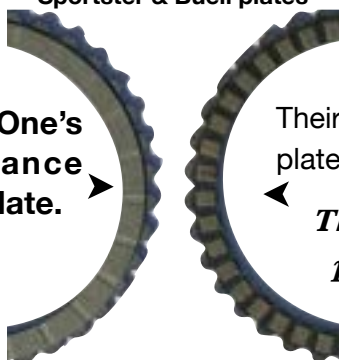
1990-1997 BIG TWIN

| PRODUCT | DESCRIPTION | OUR PART NO. |
|---|---|-----------------|
|  | EXTRA PLATE CLUTCH KIT INCLUDES 9 FRICTION PLATES WITH RACE PROVEN FRICTION MATERIAL ON TEMPERED STEEL CORES. STARBURST GROOVE PATTERN FOR MAXIMUM HEAT DISSIPATION & OIL CIRCULATION. INCLUDED ARE 8 TEMPERED STEEL DRIVE PLATES. PRE-SET STACK HEIGHT FOR EASY INSTALLATION. INCLUDES 15% STRONGER DIAPHRAGM SPRING. REMOVE OEM RIVET PLATE! 15% MORE SURFACE AREA THAN STOCK FOR HIGH PERFORMANCE STROKERS. | BTX-11 |
|  | INCLUDES 8 FRICTION PLATES WITH RACE PROVEN FRICTION MATERIAL ON TEMPERED STEEL CORES. STARBURST GROOVE PATTERN FOR MAXIMUM HEAT DISSIPATION & OIL CIRCULATION. INCLUDED ARE 6 TEMPERED STEEL DRIVE PLATES. PRE-SET STACK HEIGHT FOR EASY INSTALLATION. RE-USE DOUBLE RIVETED STEEL PLATE. | BT-11 |
|  | INCLUDES 8 FRICTION PLATES WITH RACE PROVEN FRICTION MATERIAL ON TEMPERED STEEL CORES. STARBURST GROOVE PATTERN FOR MAXIMUM HEAT DISSIPATION & OIL CIRCULATION. WORKS GREAT WITH BTS-11. | BT-11-FP |
|  | INDIVIDUAL STEEL PLATE FOR 1990-1997 BIG TWIN, 1991 & LATER SPORTSTER (XL) & BUELL. HIGH TEMPERED STEEL DRIVE PLATE. VIBRATORY POLISHED FINISH FOR PERFECT FLATNESS. | BTS-11 |
|  | DIAPHRAGM CLUTCH SPRING FOR 1990-1997 BIG TWIN AND 1991 & LATER SPORTSTER (XL) & BUELL. 15% STRONGER THAN STOCK, WITH EASY ON THE HAND LEVER ACTION. | BT-15 |
|  | DIAPHRAGM CLUTCH SPRING FOR 1990-1997 BIG TWIN AND 1991 & LATER SPORTSTER (XL) & BUELL. 25% STRONGER THAN STOCK, WITH EASY ON THE HAND LEVER ACTION. (SILVER) | BT-25 |
|  | THIS CLUTCH COMPRESSION TOOL IS FOR USE WITH 1990-1997 BIG TWIN, 1991 TO PRESENT SPORTSTER AND BUELL. FITS BIG TWINS AND SPORTSTERS & BUELL (INCLUDES BOTH ADAPTORS) | CT-100 |

Actual 90 - 97 Big Twin and 91 to present

Sportster & Buell plates

Energy One's performance friction plate.



Their friction plate

They call this a performance clutch?

How can you call it a performance clutch when it looks identical to a stock one?







www.energyoneclutches.com

Phone 602-438-7052 or Fax 602-438-7072

BIG TWIN CLUTCH COMPONENTS

1998 - 2017 BIG TWIN & TWIN CAM

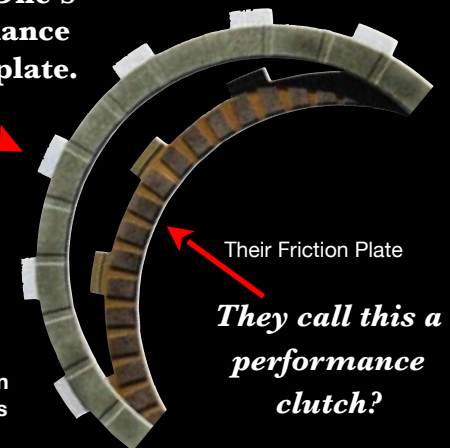
****EXCEPT 2013 - 2017 CVO & SE MODELS**

| PRODUCT | DESCRIPTION | OUR PART NO. |
|---|---|-----------------|
|  | EXTRA PLATE CLUTCH KIT INCLUDES 10 FRICTION PLATES WITH RACE PROVEN FRICTION MATERIAL ON 6061 T6 ALUMINUM CORES, 9 TEMPERED STEEL DRIVE PLATES AND A 10% STRONGER THAN STOCK DIAPHRAGM SPRING. PRE-MEASURED STACK HEIGHT FOR EASY, ACCURATE INSTALLATION. <u>PERFECT FOR HOT STREET OR STROKERS!</u> 11% MORE SURFACE AREA THAN STOCK. **EXCEPT 2013 - 2017 CVO & SE MODELS | BTX-14 |
|  | INCLUDES 9 FRICTION PLATES WITH RACE PROVEN FRICTION MATERIAL ON 6061 T6 ALUMINUM CORES AND 8 TEMPERED STEEL DRIVE PLATES. PRE-SET STACK HEIGHT FOR EASY, ACCURATE INSTALLATION. **EXCEPT 2013 - 2017 CVO & SE MODELS | BT-14 |
|  | INCLUDES 9 FRICTION PLATES WITH RACE PROVEN FRICTION MATERIAL ON 6061 T6 ALUMINUM CORES. WORKS GREAT WITH BTS-14. **EXCEPT 2013 - 2017 CVO & SE MODELS | BT-14-FP |
|  | INDIVIDUAL STEEL PLATE FOR 1998 TO PRESENT BIG TWIN AND TWIN CAM. PERFECT TO REPLACE OEM COMPONENTS. VIBRATORY POLISHED FINISH FOR PERFECT FLATNESS. **EXCEPT 2013 - 2017 CVO & SE MODELS | BTS-14 |
|  | DIAPHRAGM CLUTCH SPRING FOR 1998 BIG TWIN & TWIN CAM MODELS THROUGH PRESENT. 10% STRONGER THAN STOCK FOR SMOOTH, POSITIVE HAND LEVER ENGAGEMENT. **EXCEPT 2013 - 2017 CVO & SE MODELS | BT-16 |
|  | DIAPHRAGM CLUTCH SPRING FOR 1998 BIG TWIN & TWIN CAM MODELS THROUGH PRESENT. 25% STRONGER THAN STOCK FOR SMOOTH, POSITIVE HAND LEVER ENGAGEMENT. **EXCEPT 2013 - 2017 CVO & SE MODELS | BT-16-HD |

We use a continuous ring of friction material for **MAXIMUM** surface area. The more surface area, the easier your clutch works, and the more longevity in your clutch.

Energy One's performance friction plate.

Actual 98 - present Big Twin Twin Cam plates





www.energyoneclutches.com



Phone 602-438-7052 or Fax 602-438-7072

BIG TWIN CLUTCH COMPONENTS

2013 - 2016 CVO / SE MODELS




| PRODUCT | DESCRIPTION | OUR PART NO. |
|---|---|--------------|
|  | CVO & SE REPLACEMENT CLUTCH KIT. KIT INCLUDES 9 FRICTION PLATES, 8 STEELS AND 3 HEAVY DUTY ZERO COLLAPSE COIL TYPE CLUTCH SPRINGS. INCREASED SURFACE AREA OVER STOCK. PRE-MEASURED STACK HEIGHT FOR EASY INSTALLATION. MADE IN U.S.A. | CV-1317 |
|  | REPLACEMENT SPRINGS - SET OF 3 - HEAVY DUTY ZERO COLLAPSE COIL TYPE CLUTCH SPRINGS | CVS-13 |

2017 - PRESENT BIG TWIN • CVO • SE • M8 MODELS

| PRODUCT | DESCRIPTION | OUR PART NO. |
|---|---|--------------|
|  | KIT INCLUDES 10 FRICTION PLATES, 9 STEELS AND 3 HEAVY DUTY ZERO COLLAPSE COIL TYPE CLUTCH SPRINGS. INCREASED SURFACE AREA OVER STOCK. PRE-MEASURED STACK HEIGHT FOR EASY INSTALLATION. MADE IN U.S.A. | TA-1810 |
|  | REPLACEMENT SPRINGS - SET OF 3 - HEAVY DUTY ZERO COLLAPSE COIL TYPE CLUTCH SPRINGS | CVS-13 |

V-ROD CLUTCH COMPONENTS

V-ROD 2002 - 2007



| PRODUCT | DESCRIPTION | OUR PART NO. |
|---|--|--------------|
|  | INCLUDES 9 FRICTION PLATES WITH RACE PROVEN FRICTION MATERIAL ON 6061 T6 ALUMINUM CORES, 8 TEMPERED STEEL DRIVE PLATES AND 5 ZERO COLLAPSE COIL TYPE CLUTCH SPRINGS. PRE-MEASURED STACK HEIGHT FOR EASY, ACCURATE INSTALLATION. | VR-7 |
|  | INCLUDES 10 FRICTION PLATES WITH RACE PROVEN FRICTION MATERIAL ON 6061 T6 ALUMINUM CORES, 9 TEMPERED STEEL DRIVE PLATES AND 5 ZERO COLLAPSE COIL TYPE CLUTCH SPRINGS. PRE-MEASURED STACK HEIGHT FOR EASY, ACCURATE INSTALLATION. 11% MORE SURFACE AREA THAN STOCK. | VRX-7 |
|  | SET OF 5 ZERO COLLAPSE COIL TYPE CLUTCH SPRINGS @ 80 LBS. PRESSURE AT 1.125" SPRING HEIGHT. | VRCS-15 |

www.energyoneclutches.com


Phone 602-438-7052 or Fax 602-438-7072

SPORTSTER CLUTCH COMPONENTS




SPORTSTER THUR 1970

| PRODUCT | DESCRIPTION | OUR PART NO. |
|---|--|--------------|
|  | SPORTSTER THRU 1970. INCLUDES 7 FRICTION PLATES WITH RACE PROVEN FRICTION MATERIAL ON 6061 T6 ALUMINUM CORES. MAXIMUM GROOVE PATTERN FOR SUPERIOR HEAT DISSIPATION & OIL CIRCULATION. (CAN RUN WET OR DRY) <u>FITS SOME BANDIT DRIVE UNITS.</u> | SP-7 |
|  | SINGLE TEMPERED STEEL DRIVE PLATE WITH KEYHOLES. REQUIRES 7 PLATES. ALL SPORTSTER XL THRU 1970. VIBRATORY POLISHED FINISH FOR PERFECT FLATNESS. STEEL PLATES ARE SOLD INDIVIDUALLY. | SPS-7 |

SPORTSTER 1971 - 1984

| PRODUCT | DESCRIPTION | OUR PART NO. |
|--|---|--------------|
|  | SPORTSTER 1971 THRU 1984. INCLUDES 8 FRICTION PLATES WITH RACE PROVEN FRICTION MATERIAL WITH TEMPERED STEEL CORES. MAXIMUM GROOVE PATTERN FOR EXCELLENT HEAT DISSIPATION AND OIL CIRCULATION. | SP-8 |

SPORTSTER 1984 - 1990

| PRODUCT | DESCRIPTION | OUR PART NO. |
|---|--|--------------|
|  | SPORTSTER 1984 THRU 1990 (4 SPEED). INCLUDES 7 FRICTION PLATES WITH RACE PROVEN FRICTION MATERIAL ON 6061 T6 ALUMINUM CORES. MAXIMUM GROOVE PATTERN FOR SUPERIOR HEAT DISSIPATION & OIL CIRCULATION. | SP-9 |
|  | EXTRA PLATE CLUTCH KIT THIS KIT CONSISTS OF 9 FRICTION PLATES WITH RACE PROVEN FRICTION MATERIAL ON 6061 T6 ALUMINUM CORES AND 8 TEMPERED STEEL DRIVE PLATES. PERFECT FOR STREET RACER AND DRAG. 28% MORE SURFACE AREA THAN STOCK! | SPX-9 |
|  | SINGLE TEMPERED STEEL DRIVE PLATE. ALL SPORTSTER 1984-1990. VIBRATORY POLISHED FINISH FOR PERFECT FLATNESS. PLATES SOLD INDIVIDUALLY. (5 PLATES REQUIRED) RE-USE DOUBLE RIVETED STEEL PLATE. | SPS-9 |

If you're not running an Energy One performance clutch, you're probably chasing one!








We sell performance!

www.energyoneclutches.com

Phone 602-438-7052 or Fax 602-438-7072

SPORTSTER CLUTCH COMPONENTS

SPORTSTER 1991 & LATER

| PRODUCT | DESCRIPTION | OUR PART NO. |
|---|---|-----------------|
|  | EXTRA PLATE CLUTCH KIT INCLUDES 9 FRICTION PLATES WITH RACE PROVEN FRICTION MATERIAL ON TEMPERED STEEL CORES. STARBURST GROOVE PATTERN FOR MAXIMUM HEAT DISSIPATION & OIL CIRCULATION. INCLUDED ARE 8 TEMPERED STEEL DRIVE PLATES. PRE-SET STACK HEIGHT FOR EASY INSTALLATION. INCLUDES 15% STRONGER DIAPHRAGM SPRING. REMOVE OEM RIVET PLATE! 15% MORE SURFACE AREA THAN STOCK FOR HIGH PERFORMANCE STROKERS. | BTX-11 |
|  | INCLUDES 8 FRICTION PLATES WITH RACE PROVEN FRICTION MATERIAL ON TEMPERED STEEL CORES. STARBURST GROOVE PATTERN FOR MAXIMUM HEAT DISSIPATION & OIL CIRCULATION. INCLUDED ARE 6 TEMPERED STEEL DRIVE PLATES. PRE-SET STACK HEIGHT FOR EASY INSTALLATION. RE-USE DOUBLE RIVETED STEEL PLATE. | BT-11 |
|  | INCLUDES 8 FRICTION PLATES WITH RACE PROVEN FRICTION MATERIAL ON TEMPERED STEEL CORES. STARBURST GROOVE PATTERN FOR MAXIMUM HEAT DISSIPATION & OIL CIRCULATION. WORKS GREAT WITH BTS-11. | BT-11-FP |
|  | INDIVIDUAL STEEL PLATE FOR 1990-1997 BIG TWIN, 1991 & LATER SPORTSTER (XL) & BUELL. HIGH TEMPERED STEEL DRIVE PLATE. VIBRATORY POLISHED FINISH FOR PERFECT FLATNESS. | BTS-11 |
|  | DIAPHRAGM CLUTCH SPRING FOR 1990-1997 BIG TWIN AND 1991 & LATER SPORTSTER (XL) & BUELL. 15% STRONGER THAN STOCK, WITH EASY ON THE HAND LEVER ACTION. | BT-15 |
|  | DIAPHRAGM CLUTCH SPRING FOR 1990-1997 BIG TWIN AND 1991 & LATER SPORTSTER (XL) & BUELL. 25% STRONGER THAN STOCK, WITH EASY ON THE HAND LEVER ACTION. (SILVER) | BT-25 |
|  | THIS CLUTCH COMPRESSION TOOL IS FOR USE WITH 1990-1997 BIG TWIN, 1991 TO PRESENT SPORTSTER AND BUELL. FITS SPORTSTERS, BIG TWINS AND BUELL (INCLUDES BOTH ADAPTORS) | CT-100 |



BUELL CLUTCH COMPONENTS

BUELL (all) 1991 - 2002








| PRODUCT | DESCRIPTION | OUR PART NO. |
|---|--|------------------------|
|  | <p>EXTRA PLATE CLUTCH KIT INCLUDES 9 FRICTION PLATES WITH RACE PROVEN FRICTION MATERIAL ON TEMPERED STEEL CORES. STARBURST GROOVE PATTERN FOR MAXIMUM HEAT DISSIPATION & OIL CIRCULATION. INCLUDED ARE 8 TEMPERED STEEL DRIVE PLATES. PRE-SET STACK HEIGHT FOR EASY INSTALLATION. INCLUDES 15% STRONGER DIAPHRAGM SPRING. REMOVE OEM RIVET PLATE! 15% MORE SURFACE AREA THAN STOCK FOR HIGH PERFORMANCE STROKERS.</p> | <p>BTX-11</p> |
|  | <p>INCLUDES 8 FRICTION PLATES WITH RACE PROVEN FRICTION MATERIAL ON TEMPERED STEEL CORES. STARBURST GROOVE PATTERN FOR MAXIMUM HEAT DISSIPATION & OIL CIRCULATION. INCLUDED ARE 6 TEMPERED STEEL DRIVE PLATES. PRE-SET STACK HEIGHT FOR EASY INSTALLATION. RE-USE DOUBLE RIVETED STEEL PLATE.</p> | <p>BT-11</p> |
|  | <p>INCLUDES 8 FRICTION PLATES WITH RACE PROVEN FRICTION MATERIAL ON TEMPERED STEEL CORES. STARBURST GROOVE PATTERN FOR MAXIMUM HEAT DISSIPATION & OIL CIRCULATION. WORKS GREAT WITH BT-11.</p> | <p>BT-11-FP</p> |
|  | <p>INDIVIDUAL STEEL PLATE FOR 1990-1997 BIG TWIN, 1991 & LATER SPORTSTER (XL) & BUELL. HIGH TEMPERED STEEL DRIVE PLATE. VIBRATORY POLISHED FINISH FOR PERFECT FLATNESS.</p> | <p>BTS-11</p> |
|  | <p>DIAPHRAGM CLUTCH SPRING FOR 1990-1997 BIG TWIN AND 1991 & LATER SPORTSTER (XL) & BUELL. 15% STRONGER THAN STOCK, WITH EASY ON THE HAND LEVER ACTION.</p> | <p>BT-15</p> |
|  | <p>DIAPHRAGM CLUTCH SPRING FOR 1990-1997 BIG TWIN AND 1991 & LATER SPORTSTER (XL) & BUELL. 25% STRONGER THAN STOCK, WITH EASY ON THE HAND LEVER ACTION. (SILVER)</p> | <p>BT-25</p> |
|  | <p>THIS CLUTCH COMPRESSION TOOL IS FOR USE WITH 1990-1997 BIG TWIN, 1991 TO PRESENT SPORTSTER AND BUELL. FITS BUELL, SPORTSTER & BIG TWIN. (INCLUDES BOTH ADAPTORS)</p> | <p>CT-100</p> |





Photo courtesy of
**Charley Douglas of
 Douglass Racing**

www.energyoneclutches.com



Phone 602-438-7052 or Fax 602-438-7072

BUELL CLUTCH COMPONENTS

BUELL 2003 - 2009 & XR 1200 2009 - 2013

| PRODUCT | DESCRIPTION | OUR PART NO. |
|---|--|----------------|
|  | BUELL XB9 & XB12 2003 TO PRESENT. KIT INCLUDES 8 FRICTION PLATES WITH RACE PROVEN FRICTION MATERIAL ON TEMPERED STEEL CORES. STARBURST GROOVE PATTERN FOR MAXIMUM HEAT DISSIPATION & OIL CIRCULATION. INCLUDED ARE 7 TEMPERED STEEL DRIVE PLATES. PRE-SET STACK HEIGHT FOR EASY INSTALLATION. INCLUDES 15% STRONGER DIAPHRAGM SPRING. PROVIDES MORE SURFACE AREA OVER STOCK KIT. | BXB-912 |
|  | THIS CLUTCH COMPRESSION TOOL IS FOR USE WITH 1990-1997 BIG TWIN, 1991 TO PRESENT SPORTSTER AND BUELL. FITS BUELL, SPORTSTER & BIG TWIN (INCLUDES BOTH ADAPTORS) | CT-100 |

BUELL BLAST 2001 - 2009

| PRODUCT | DESCRIPTION | OUR PART NO. |
|---|---|---------------|
|  | BUELL BLAST (ALL). INCLUDES 5 FRICTION PLATES WITH RACE PROVEN FRICTION MATERIAL ON TEMPERED STEEL CORES. STARBURST GROOVE PATTERN FOR MAXIMUM HEAT DISSIPATION AND OIL CIRCULATION. INCLUDED ARE 5 TEMPERED STEEL DRIVE PLATES AND A 15% STRONGER THAN STOCK DIAPHRAGM CLUTCH SPRING. CLUTCH HAS 15% MORE SURFACE AREA AND A PRE-MEASURED STACK HEIGHT FOR EASY, ACCURATE INSTALLATION. MAKE THAT BLAST DO WHEELIES! | BB-21 |
|  | THIS CLUTCH COMPRESSION TOOL IS FOR USE WITH 1990-1997 BIG TWIN, 1991 TO PRESENT SPORTSTER AND BUELL. FITS BUELL, SPORTSTER & BIG TWIN (INCLUDES BOTH ADAPTORS) | CT-100 |



Photos
Courtesy
of
Joe
Perry









www.energyoneclutches.com
Phone 602-438-7052 or Fax 602-438-7072

BIG DOG CLUTCH COMPONENTS

| PRODUCT | DESCRIPTION | OUR PART NO. |
|---|---|----------------|
|  | REPLACEMENT CLUTCH KIT FOR BIG DOG® 2004 AND EARLIER WITH RIVERA PRIMO® CLUTCH. CONSISTS OF 9 FRICTION AND 10 STEEL PLATES. INCLUDES NEW DIAPHRAGM CLUTCH SPRING. | BDR-400 |
|  | REPLACEMENT CLUTCH KIT FOR BIG DOG® 2005 AND LATER WITH BAKER DRIVETRAIN® CLUTCH. CONSISTS OF 9 FRICTION AND 9 STEEL PLATES. | BD-100 |
| | REPLACEMENT CLUTCH KIT FOR BIG DOG® 2005 AND LATER WITH BAKER DRIVETRAIN® CLUTCH. CONSISTS OF 12 FRICTION AND 12 STEEL PLATES. | BD-200 |

RIVERA PRIMO PRO CLUTCH REPLACEMENT KIT

| PRODUCT | DESCRIPTION | OUR PART NO. |
|--|---|----------------|
|  | REPLACEMENT CLUTCH KIT FOR RIVERA PRIMO PRO CLUTCH. FITS 1986 - 1989 BIG TWIN EVOLUTION. 7 FIBERS, 8 STEELS AND 1 BACKING PLATE. STEEL PLATES HAVE A 41 TOOTH SPLINE. FIBER PLATE HAS 12 OUTER TEETH. DIRECT REPLACEMENT FOR RIVERA PRIMO #1048-0005. | RP-0005 |
|  | REPLACEMENT CLUTCH KIT FOR RIVERA PRIMO PRO CLUTCH. FITS 1990 - 1997 BIG TWIN EVOLUTION. 9 FIBERS, 9 STEELS AND 1 BACKING PLATE. STEELS HAVE A 41 TOOTH SPLINE. FIBER PLATE HAS 36 OUTER TEETH. DIRECT REPLACEMENT FOR RIVERA PRIMO #1048-0007. | RP-0007 |
|  | REPLACEMENT CLUTCH KIT FOR RIVERA PRIMO PRO CLUTCH. FITS 2006 & UP DYNA AND 2007 - 2010 BIG TWINS. 7 FIBERS, 7 STEEL PLATES AND 1 BACKING PLATE. STEELS HAVE A 41 TOOTH SPLINE. FIBER PLATE HAS 12 OUTER TEETH. DIRECT REPLACEMENT FOR RIVERA PRIMO #1048-0012. | RP-0012 |
| | REPLACEMENT CLUTCH KIT FOR RIVERA PRIMO PRO CLUTCH. FITS 1998 - 2006 BIG TWINS AND TWIN CAM. 8 FIBERS, 8 STEELS AND 1 BACKING PLATE. STEELS HAVE A 41 TOOTH SPLINE. FIBER PLATE HAS 12 OUTER TEETH. DIRECT REPLACEMENT FOR RIVERA PRIMO #1048-0013. | RP-0013 |
|  | REPLACEMENT CLUTCH KIT FOR RIVERA PRIMO PRO CLUTCH. FITS 1991 & LATER SPORTSTER (5 SPEED) AND 1991 - 2002 BUELL -EXCEPT BLAST. 9 FIBERS, 8 STEELS AND 1 BACKING PLATE. STEELS HAVE A 41 TOOTH SPLINE. FIBER PLATE HAS 36 OUTER TEETH. DIRECT REPLACEMENT FOR RIVERA PRIMO #1048-0029. | RP-0029 |
|  | REPLACEMENT CLUTCH KIT FOR RIVERA PRIMO PRO CLUTCH. FITS 1936 - 1984 BIG TWIN. 7 FIBERS, 7 STEELS AND 1 BACKING PLATE. STEELS HAVE A 41 TOOTH SPLINE. FIBER PLATE HAS 6 OUTER TEETH. DIRECT REPLACEMENT FOR RIVERA PRIMO #1048-0041. | RP-0041 |
|  | REPLACEMENT CLUTCH KIT FOR RIVERA PRIMO PRO CLUTCH. FITS 2011 & UP BIG TWINS. 8 FIBERS, 8 STEELS AND 1 BACKING PLATE. STEELS HAVE A 41 TOOTH SPLINE. FIBER PLATE HAS 12 OUTER TEETH. DIRECT REPLACEMENT FOR RIVERA PRIMO #1048-0200. | RP-0200 |

RIVERA PRIMO REPLACEMENT BELT DRIVE CLUTCH KIT

| PRODUCT | DESCRIPTION | OUR PART NO. |
|---|---|-----------------|
|  | REPLACEMENT CLUTCH KIT FOR RIVERA PRIMO BELT DRIVE. FITS BRUTE III EXTREME 2007 TOURING. 7 FIBERS, 7 STEELS AND 1 BACKING PLATE. STEEL PLATES HAVE A 41 TOOTH SPLINE. FIBER PLATE HAS 36 OUTER TEETH. <u>DIRECT REPLACEMENT FOR RIVERA PRIMO #1048-0001.</u> | RP-0001 |
|  | REPLACEMENT CLUTCH KIT FOR RIVERA PRIMO BELT DRIVE. FITS BRUTE III AND BRUTE IV WITH NEW STYLE HUB. 7 FIBERS, 7 STEELS AND 1 BACKING PLATE. STEEL PLATES HAVE A 41 TOOTH SPLINE. FIBER PLATE HAS 63 OUTER TEETH. <u>DIRECT REPLACEMENT FOR RIVERA PRIMO #2048-0009.</u> | RP-0009 |
| | REPLACEMENT CLUTCH KIT FOR RIVERA PRIMO BELT DRIVE. FITS BRUTE V WITH NEW STYLE HUB. 8 FIBERS, 8 STEELS AND 1 BACKING PLATE. STEEL PLATES HAVE 41 TOOTH SPLINE. FIBER PLATE HAS 63 OUTER TEETH. <u>DIRECT REPLACEMENT FOR RIVERA PRIMO #2048-0011.</u> | RP-0011 |
|  | REPLACEMENT CLUTCH KIT FOR RIVERA PRIMO BELT DRIVE. FITS BRUTE III AND BRUTE IV EXTREME & SLIMLINE WITH NEW STYLE HUB. 7 FIBERS, 7 STEELS AND 1 BACKING PLATE. STEEL PLATES HAVE A 41 TOOTH SPLINE. FIBER PLATE HAS 36 OUTER TEETH. <u>DIRECT REPLACEMENT FOR RIVERA PRIMO #2048-0050.</u> | RP-0050 |
| | REPLACEMENT CLUTCH KIT FOR RIVERA PRIMO BELT DRIVE. FITS SLIMLINE KITS WITH NEW STYLE HUB. 7 FIBERS, 7 STEELS AND 1 BACKING PLATE. STEEL PLATES HAVE A 41 TOOTH SPLINE. FIBER PLATE HAS 36 OUTER TEETH. <u>DIRECT REPLACEMENT FOR RIVERA PRIMO #2048-0052.</u> | RP-0052 |
| | REPLACEMENT CLUTCH KIT FOR RIVERA PRIMO BELT DRIVE. FITS BRUTE IV EXTREME AND '07 & LATER TOURING. 7 FIBERS, 7 STEELS AND 1 BACKING PLATE. STEEL PLATES HAVE A 41 TOOTH SPLINE. FIBER PLATE HAS 36 OUTER TEETH. <u>DIRECT REPLACEMENT FOR RIVERA PRIMO #2048-0053.</u> | RP-0053 |
|  | DIRECT REPLACEMENT FOR RIVERA PRIMO <u>#2059-0003.</u> SPRING IS SILVER IN COLOR. | RPS-0025 |
| | DIRECT REPLACEMENT FOR RIVERA PRIMO <u>#2059-0001.</u> SPRING IS BLACK IN COLOR | RPS-0015 |

**www.energyoneclutches.com
Phone 602-438-7052 or Fax 602-438-7072**

ENERGY ONE CLUTCHES

With more than 30 years experience in the high performance motorcycle and automotive clutch industry, ENERGY ONE is the optimum choice for replacement clutch plates and components for your Harley-Davidson motorcycle. All ENERGY ONE clutch plates and components are 100% manufactured in the U.S.A. by skilled American craftsmen using only the latest tools and CNC equipment. ENERGY ONE offers clutch plates for virtually every Harley-Davidson Big Twin or Sportster application. All clutch plates are manufactured from 6061 T6 aluminum or high tempered American steel with ENERGY ONE's race proven friction material. Space-age adhesives and maximum depth groove patterns produce optimum oil circulation with heat dissipation, making ENERGY ONE clutch plates the most reliable high performance clutch plates available today! All Big Twin kits containing both steel and friction plates have a pre-measured stack height (stock spec) for quick, convenient installation and the ultimate in reliability under all street or race track conditions. Big ponies need ENERGY ONE CLUTCHES to get the power to the transmission. ENERGY ONE has a clutch pack for you!



CUSTOM RELINING AVAILABLE

Our clutch components and parts are race proven, tested and used by companies such as BELT DRIVES, LTD., RIVERA PRIMO, and many more!

IMPORTANT PLEASE READ BEFORE ORDERING

TERMS AND CONDITIONS

DEALERS: Energy One Clutches sells to legitimate motorcycle industry businesses. A dealer application must be filled out and submitted with the following information: Business license, resale number, photograph of store front and phone book listing. Application must be approved before orders can be processed. Energy One Clutches reserves the right to refuse to fill orders.

PRICING: All prices are subject to change without prior notice.

TERMS: All accounts are paid via Visa or MasterCard. Will ship COD at customer's request. For "Open Accounts" ANY ACCOUNT 30 DAYS PAST DUE WILL BE PUT ON C.O.D. "CASHIERS CHECK/MONEY ORDER ONLY." All returned checks are subject to a \$30.00 service charge, plus bank fees.

SHIPPING: We ship daily via UPS. All orders are shipped UPS Ground unless otherwise requested by customer, at customer's expense.

RETURNS: No returns will be accepted without prior authorization. To obtain authorization please call our office. You must enclose the following information: Your name, telephone number, copy of invoice and reason for return. RETURNS MUST BE SENT PREPAID. Energy One, 2205 W. Fairmont Dr., Tempe, AZ 85282. A 25% restocking fee applies for all items returned that are not defective. Claims of shortages must be made within five (5) days from date of delivery.

NO RETURNS ON CUSTOM ORDER CLUTCH PLATES OR KITS, EXCEPT FOR DEFECTS. Dealers must handle customer returns directly.

WARRANTY: Energy One Clutches' components are guaranteed against defects in material and workmanship only. We will exchange/replace the product if proven defective under normal usage. Energy One Clutches does not warrant any product that has been abused, modified or improperly installed. Energy One Clutches is not responsible for any labor charges incurred in removing or replacing a clutch under warranty.

ORDERS: Business hours are 8:00 a.m. to 3:00 p.m. Monday thru Thursday Mountain Standard Time. Orders may be faxed to (602) 438-7072 or emailed energyoneclutches@gmail.com. A fax/email/phone call will be made to confirm order. Please include Purchase Order Number (if required) and method of shipping if other than standard UPS Ground.

PLEASE NOTE: Energy One Clutches is in no way, shape or form connected to Harley-Davidson Motor Company. All products with a trade mark, name or OEM part number used by Energy One Clutches is intended for use as reference only. All parts in this catalog are manufactured by Energy One Clutches in the U.S.A. The words Harley-Davidson, Sportster, Big Twin, V-Rod and Buell are registered trademarks of Harley-Davidson Motor Company, Inc., Milwaukee, Wisconsin.

P.O. Box 24238 - Tempe, AZ 85285

Phone (602) 438-7052 or Fax (602) 438-7072