



**containit**<sup>®</sup>  
SOLUTIONS  
pallet systems | storage | containment

*we make it easy*

**BUY DIRECT & SAVE**

# STORAGE & SAFETY GUIDE

YOUR WAREHOUSE, WORKSHOP  
& LOGISTICS SOLUTIONS

EDITION  
**23**

1300 603 110 | [containit.com.au](http://containit.com.au)





# AUSTRALIA'S PREFERRED

STORAGE SYSTEMS & MATERIALS HANDLING SUPPLIER



## LARGE STOCKS

5000m<sup>2</sup>  
Warehouse &  
Assembly facility.

## BUY DIRECT

We're the direct  
manufacturer  
importer & designer.

## INNOVATION

Innovative & thought  
leading designs.



we make it easy



### QUALITY

Our number 1 core value.

### OUR VISION

To give every customer a WOW Experience.

### NATIONAL SUPPORT

Sales Staff Based Nationally.







## OUR PRODUCTS IN USE







C5

B14

B13

B4

C4

D4

C3

D3

**DANGER**  
NO SMOKING  
NO IGNITION SOURCES  
WITHIN 3 METRES



# CONTENTS

STORAGE CAGES  
& PALLET SYSTEMS

07

HIGH DENSITY TOOLS  
& PARTS STORAGE

62

SHELVING  
SYSTEMS

111

ADJUSTABLE ACCESS  
PLATFORMS & LADDERS

144

BUNDING & SPILL  
CONTAINMENT

158

DANGEROUS  
GOODS STORAGE

176

SITE STORAGE SYSTEMS  
& CRANEABLE BOXES

200

WAREHOUSE &  
WORKSHOP EQUIPMENT

215

MATERIALS HANDLING  
& DRUM HANDLING

252



**BUY DIRECT & SAVE**

# STORAGE CAGES & PALLET SYSTEMS

|   |           |  |           |
|---|-----------|--|-----------|
| Full Height Collapsible Mesh Storage Cage                   | <b>8</b>  | 750mm High Ultimate Site Box                             | <b>34</b> |
| Half Height Collapsible Mesh Storage Cage                   | <b>9</b>  | 1140mm High Ultimate Site Box                            | <b>35</b> |
| Half Height Mesh Dividers                                   | <b>10</b> | Transport and Storage Container                          | <b>36</b> |
| Full Height Mesh Dividers                                   | <b>10</b> | 800mm Site Box with Pullout Drawers                      | <b>37</b> |
| 1158 Series Lid – Stackable & Lockable                      | <b>11</b> | 1250 Oversize Outdoor Storage Box                        | <b>38</b> |
| Double Length Full Height Collapsible Mesh Storage Cage     | <b>12</b> | 2000 Oversize Outdoor Storage Box                        | <b>39</b> |
| Double Length Half Height Collapsible Mesh Storage Cage     | <b>13</b> | Site Box Stand   | <b>40</b> |
| Full Height Collapsible Transport Cage                      | <b>14</b> | Collapsible Transport & Storage Box                      | <b>41</b> |
| Half Height Collapsible Transport Cage                      | <b>15</b> | 2000 Multi-Purpose Pallet Cage                           | <b>42</b> |
| Economical Full Height Mesh Storage Cage                    | <b>16</b> | Extra Large Collapsible Transport & Storage Cage         | <b>43</b> |
| Economical Half Height Mesh Storage Cage                    | <b>17</b> | Drip Tray for Containit Pallet Sized Cages               | <b>44</b> |
| Full Height Easy Store Pallet Cage                          | <b>18</b> | Reusable Pallet Wrap                                     | <b>45</b> |
| Half Height Easy Store Pallet Cage                          | <b>19</b> | Timber Pallet Retainers                                  | <b>46</b> |
| Low Height Easy Store Pallet Cage                           | <b>20</b> | Timber Pallet Retainer Accessories                       | <b>47</b> |
| Storage Cages with V Rack                                   | <b>21</b> | Large Square Plastic Box                                 | <b>48</b> |
| Full Height Multi-Purpose Pallet Cage                       | <b>22</b> | Collapsible Plastic Pallet Box                           | <b>49</b> |
| Half Height Multi-Purpose Pallet Cage                       | <b>23</b> | Rotatable Storage & Recycling Cages                      | <b>50</b> |
| 1870 Logistics & Storage Cage with Single Point Castor Lock | <b>24</b> | Post & Pipe Stillages                                    | <b>51</b> |
| 1360 Logistics & Storage Cage with Single Point Castor Lock | <b>26</b> | Single & Double Size 2T Rated Pallets                    | <b>52</b> |
| 1800 Logistics & Storage Cage with Centre Dividing Panel    | <b>28</b> | Certified Load Restraint Transport Pallets & Accessories | <b>54</b> |
| 1800 Logistics & Storage Cage with Small Parts Bins         | <b>29</b> | Battery Storage & Handling Cages                         | <b>56</b> |
| 1800 Stackable Logistics & Storage Cage                     | <b>30</b> | Outdoor Battery Storage Box                              | <b>57</b> |
| 1290 Stackable Logistics & Storage Cage                     | <b>31</b> | Drum Secure Pallet System                                | <b>58</b> |
| Logistics & Storage Box                                     | <b>32</b> | Pallet Store Organiser                                   | <b>59</b> |
| Storage Cage with Rigging Bars                              | <b>33</b> | Cages/Boxes Identification Plates                        | <b>59</b> |
|   |           | Kitting Stand System                                     | <b>60</b> |
|   |           | Pallet Dolly   | <b>61</b> |




## Full Height Collapsible Mesh Storage Cage

Our collapsible mesh cages have been designed for smart storage and efficient use of space. These cages include our unique world first positive locking base design which ensures extra safe storage on pallet racking.

Front and rear gates are full removable allowing fast, easy and safe access to goods. Collapsible cages save warehouse space and reduce return freight costs.

Lockable lids and weather covers available.

- Stackable collapsed or assembled
- Pallet rack safe – World first positive locking system
- 4-way forklift access & pallet truck entry
- Anti-tipping bars
- Zinc plated finish
- Half fold down and fully removable front & rear gates



**COLLAPSE & ASSEMBLE IN SECONDS**

**POSITIVE LOCK FOR PALLET RACKING**

| Order Code           | Description                               | Dimensions (mm)         | WLL (UDL)             |
|----------------------|---|-------------------------|-----------------------|
| <b>CMSC-1158</b>     | Full Height Collapsible Mesh Storage Cage | 1158 x 1158 x 1035 High | 1000Kg stacked 4 high |
| <b>CPC-FHCR</b>      | PVC Weather Cover (for use with lid)      |                         |                       |
| <b>CMSC-1158-LID</b> | Lockable Lid (padlocks not included)      |                         |                       |
| <b>CDIV-1158</b>     | Divider for CMSC-1158                     |                         |                       |



## Half Height Collapsible Mesh Storage Cage

Our collapsible mesh cages have been designed for smart storage and efficient use of space. These cages include our unique world first positive locking base design which ensures extra safe storage on pallet racking.

Front and rear gates are full removable allowing fast, easy and safe access to goods. Half height collapsible cages are designed for storage of lower height goods to ensure maximum space is used in your pallet racking. Collapsible cages save warehouse space and reduce return freight costs.

Lockable lids and weather covers available.


- Stackable collapsed or assembled
- Pallet rack safe – World first positive locking system
- 4-way forklift access & pallet truck entry
- Anti-tipping bars
- Zinc plated finish
- Fully removable front & rear gates

| Order Code    | Description                               | Dimensions (mm)        | WLL (UDL)             |
|---------------|---|------------------------|-----------------------|
| CMSC-1158-5   | Half Height Collapsible Mesh Storage Cage | 1158 x 1158 x 628 High | 1000Kg stacked 4 high |
| CPC-HHCR      | PVC Weather Cover (for use with lid)      |                        |                       |
| CMSC-1158-LID | Lockable Lid (padlocks not included)      |                        |                       |
| CDIV-1158-5   | Divider for CMSC-1158-5                   |                        |                       |



**COLLAPSE & ASSEMBLE IN SECONDS**

**POSITIVE LOCK FOR PALLET RACKING**







## Half Height Mesh Dividers

These mesh dividers are to suit the CMSC-1158-5, CTCS-1158-5 & CMSC-2200-5. Dividers help to maximise space per pallet and help to prevent goods getting mixed with other product types.

- Zinc plated finish

| Order Code  | Description  |
|-------------|--|
| CDIV-1158-5 | Divider for CMSC-1158-5, CTCS-1158-5 & CMSC-2200-5 |




## Full Height Mesh Dividers

These mesh dividers are to suit the CMSC-1158, CTCS-1158 and CMSC-2200. Dividers help to maximise space per pallet and help to prevent goods getting mixed with other product types.

- Zinc plated finish

| Order Code | Description                                  |
|------------|--|
| CDIV-1158  | Divider for CMSC-1158, CTCS-1158 & CMSC-2200 |





## 1158 Series Lid – Stackable & Lockable

This lid is designed to allow the Containit 1158 series cages to stack and lock. This new design allows increased flexibility for applications requiring extra security whilst still maximising space saving gained by stacking our 1158 cage range. Supplied in zinc plated finish.



| Order Code       | Description                            |
|------------------|--|
| CTCS-1158-LID-ST | 1158 Series lid for stacking & locking |







## Double Length Full Height Collapsible Mesh Storage Cage

This cage is ideal for storage in pallet racking, stacking in your warehouse or for use in transport loops. Half fold down and fully removable front and rear gates allow for fast, easy and safe access and handling of goods.

These double length cages are ideal for storage of long and awkward items. These cages are collapsible to save warehouse space and reduce return freight costs. Our unique base foot design is a world first, providing positive locking for safe storage on pallet racking.

Lockable lids and weather covers available.



- Stackable collapsed or assembled
- Pallet rack safe – World first positive locking system
- 4-way forklift access & pallet truck entry
- Anti-tipping bars
- Zinc plated finish
- Half fold down and fully removable front & rear gates

| Order Code    | Description                               | Dimensions (mm)         | WLL (UDL)             |
|---------------|---|-------------------------|-----------------------|
| CMSC-2200     | Double Size Collapsible Mesh Storage Cage | 2200 x 1158 x 1035 High | 1050Kg stacked 4 high |
| CMSC-2200-CR  | PVC Weather Cover (for use with lid)      |                         |                       |
| CMSC-2200-LID | Lockable Lid (padlocks not included)      |                         |                       |
| CDIV-1158     | Divider for CMSC-2200                     |                         |                       |

POSITIVE LOCK FOR PALLET RACKING

COLLAPSE & ASSEMBLE IN SECONDS





## Double Length Half Height Collapsible Mesh Storage Cage

This cage is ideal for storage of low height goods and long and awkward items in pallet racking and stacking in your warehouse. Fully removable front and rear gates allow for fast, easy and safe access and handling of goods.

These cages are collapsible to save warehouse space and reduce return freight costs. Our unique base foot design is a world first, providing positive locking for safe storage on pallet racking.

- Lockable lids and weather covers available.
- Stackable collapsed or assembled
- Pallet rack safe
- World first positive locking system
- 4-way forklift access & pallet truck entry
- Anti-tipping bars
- Zinc plated finish
- Fully removable front & rear gates



| Order Code     | Description                              | Dimensions (mm)        | WLL (UDL)             |
|----------------|--|------------------------|-----------------------|
| CMSC-2200-5    | Double Size Half Height Collapsible Cage | 2200 x 1158 x 628 High | 1000Kg stacked 4 high |
| CMSC-2200-LID  | Lockable lid (padlocks not included)     |                        |                       |
| CMSC-2200-5-CR | PVC Weather Cover (for use with lid)     |                        |                       |
| CDIV-1158-5    | Divider for CMSC-2200-5                  |                        |                       |







## Full Height Collapsible Transport Cage

These heavy duty cages are expertly designed to stand up to the bumps and knocks from the stacking and lifting cycles found in transport and warehousing environments. Half fold down and fully removable front and rear gates allow for fast, easy and safe access and handling of goods.

Its unique base foot design is a world first, providing positive locking for safe storage on pallet racking. These cages are collapsible to save warehouse space and reduce return freight costs. Lockable lids and weather covers are available to protect your goods from dust and the weather.

- Stackable collapsed or assembled
- Pallet rack safe – World first positive locking system
- 4-way forklift access & pallet truck entry
- Anti-tipping bars
- Zinc plated finish & steel sheet floor
- Half fold down & fully removable front & rear gates




| Order Code    | Description   | Dimensions (mm)         | WLL (UDL)             |
|---------------|---|-------------------------|-----------------------|
| CTCS-1158     | Full Height Single Pallet Size Transport Cage         | 1158 x 1158 x 1035 High | 1000Kg stacked 4 high |
| CPC-FHCR      | PVC weather cover for CTCS-1158 (should use with lid) |                         |                       |
| CTCS-1158-LID | Lockable lid for CTCS-1158                            |                         |                       |
| CDIV-1158     | Divider for CMSC-1158                                 |                         |                       |

EXTRA HEAVY DUTY

POSITIVE LOCK FOR PALLET RACKING



COLLAPSE & ASSEMBLE IN SECONDS





## Half Height Collapsible Transport Cage

These heavy duty cages are ideal for heavy environments from transport loops to warehousing environments. Its unique pallet rack positive locking design ensures these cages won't slide off standard Australian size pallet racking. Front & rear gates are fully removable for fast easy access.

These cages are collapsible to save warehouse space and reduce return freight costs. Lockable lids and weather covers are available to protect your goods from dust and the weather.

- Stackable collapsed or assembled
- Pallet rack safe – World first positive locking system
- 4-way forklift access & pallet truck entry
- Anti-tipping bars
- Zinc plated finish & steel sheet floor
- Fully removable front & rear gates




**EXTRA HEAVY DUTY**



| Order Code    | Description   | Dimensions (mm)        | WLL (UDL)             |
|---------------|---|------------------------|-----------------------|
| CTCS-1158-5   | Half Height Single Pallet Size Transport Cage           | 1158 x 1158 x 628 High | 1000Kg stacked 4 high |
| CPC-HHCR      | PVC weather cover for CTCS-1158-5 (should use with lid) |                        |                       |
| CTCS-1158-LID | Lockable lid for CTCS-1158-5                            |                        |                       |
| CDIV-1158-5   | Divider for CTCS-1158-5                                 |                        |                       |

**COLLAPSE & ASSEMBLE IN SECONDS**



**DON'T RISK ITEMS FALLING OFF YOUR RACKING**





## Economical Full Height Mesh Storage Cage

These economical mesh storage cages are ideal for storage of goods in pallet racking. Their unique design allows safe storage on pallet racking, and their strength allows stacking.

Front & rear gates are half fold down and the front gate is fully removable allowing easy access to your stock and equipment.

- Pallet rack safe
- Anti-tipping bars – 1 side
- 2-way forklift entry
- Collapsible for space saving
- Half fold down front & rear gates
- Fully removable front gate
- Pallet truck access – 1 side
- Zinc plated finish

**COLLAPSE & ASSEMBLE IN SECONDS**

| Order Code   | Description                | Dimensions (mm)        | WLL (UDL)             |
|--------------|----------------------------|------------------------|-----------------------|
| CWMC-1150-95 | Full Height Wire Mesh Cage | 1150 x 1150 x 950 High | 1000Kg stacked 2 high |



**ECONOMICAL**

**PALLET RACK SAFE**






## Economical Half Height Mesh Storage Cage

These economical mesh storage cages are ideal for storage of goods in pallet racking. Their unique design allows safe storage on pallet racking, and their strength allows stacking.

Front & rear gates are half fold down and the front gate is fully removable allowing easy access to your stock and equipment.

- Pallet rack safe
- Anti-tipping bars – 1 side
- 2-way forklift entry
- Collapsible for space saving
- Half fold down front & rear gates
- Fully removable front gate
- Pallet truck access – 1 side
- Zinc plated finish

| Order Code  | Description                | Dimensions (mm)        | WLL (UDL)             |
|-------------|----------------------------|------------------------|-----------------------|
| CWMC-1150-7 | Half Height Wire Mesh Cage | 1150 x 1150 x 710 High | 1000Kg stacked 2 high |







**DON'T RISK  
GOODS FALLING  
OFF PALLETS**



## Full Height Easy Store Pallet Cage

This economical full height cage is ideal for storage of goods on pallet racking. This cage is ideal for warehousing and storage applications.

The user friendly design allows the front half fold down gate and rear swing gate to be fully removed if necessary, making them safe, easy to access, and efficient. Available with a steel sheet floor or ply floor.

- Stackable
- Both gates are fully removable
- Half fold down front gate
- Rear swing gates
- Supplied flatpacked or assembled
- Supplied with 8 board hardwood timber pallet

| Order Code  | Description                              | Dimensions (mm)        |
|-------------|--|------------------------|
| PCC1160-8   | Full Height Easy Store Pallet Cage       | 1165 x 1165 x 975 High |
| PCC1160-SF  | Steel Sheet Floor – suits PCC1160 Series |                        |
| PCC-3PLYFLR | Ply Floor to Suit Easy Store Cages       |                        |

**INCLUDES  
8 BOARD  
HARDWOOD  
PALLETS**



**SAFE STORAGE**



## Half Height Easy Store Pallet Cage

This economical half height cage is ideal for storage of goods on pallet racking. This cage is ideal for warehousing and storage applications.

The user friendly design allows both gates to be fully removed if necessary, making them safe, easy to access, and efficient. Available with steel dividers and a steel or ply floor.

- Stackable
- Both gates are fully removable
- Front swing gate
- Supplied flatpacked or assembled
- Supplied with 8 board hardwood timber pallet

| Order Code  | Description                              | Dimensions (mm)        |
|-------------|--|------------------------|
| PCC1160-5   | Half Height Easy Store Pallet Cage       | 1165 x 1165 x 650 High |
| PCC1160-SF  | Steel Sheet Floor – suits PCC1160 Series |                        |
| PCC-3PLYFLR | Ply Floor to Suit Easy Store Cages       |                        |
| PCC-DIV-50  | Metal Divider to suit PCC1160-5          |                        |







## Low Height Easy Store Pallet Cage

This economical low height cage is ideal for storage of low height goods on pallet racking. This cage is ideal for warehousing and storage applications.

The user friendly design allows both gates to be fully removed if necessary, making them safe, easy to access, and efficient. Available with steel dividers and a steel or ply floor.

**INCLUDES  
8 BOARD  
HARDWOOD  
PALLET**

- Stackable
- Both gates are fully removable
- Front swing gate
- Supplied flatpacked or assembled
- Supplied with 8 board hardwood timber pallet



| Order Code  | Description                              | Dimensions (mm)        |
|-------------|--|------------------------|
| PCC1160-3   | Low Height Easy Store Pallet Cage        | 1165 x 1165 x 460 High |
| PCC1160-SF  | Steel Sheet Floor – suits PCC1160 Series |                        |
| PCC-3PLYFLR | Ply Floor to Suit Easy Store Cages       |                        |
| PCC-DIV-30  | Metal Divider to suit PCC1160-3          |                        |

**ECONOMICAL**





## Storage Cages with V Rack

This range of storage cages with V racks are ideal for storage of cylinder shaped items such as conveyor rollers. These storage cages help create safe unloading and even weight distribution whilst helping to prevent the cylinders rolling from side to side.

These cages include our unique world first positive locking base design which ensures extra safe storage on pallet racking.

Front and rear gates are fully removable, allowing safe, easy and fast access and handling of goods.

Lockable lids and weather covers available.

- Stackable
- Pallet rack safe – world first positive locking system
- 4-way forklift access & pallet truck entry
- Anti-tipping bars
- Zinc plated finish
- Half fold down and fully removable front & rear gates



**POSITIVE LOCK FOR PALLET RACKING**

**COLLAPSE & ASSEMBLE IN SECONDS**

| Order Code    | Description                       | WLL (UDL)             | Dimensions (mm)         |
|---------------|-----------------------------------|-----------------------|-------------------------|
| CMSC-1158-5-V | Half height cage with 1 x V rack  | 1000Kg stacked 4 high | 1158 x 1158 x 628 High  |
| CMSC-1158-V   | Full height cage with 1 x V rack  | 1000Kg stacked 4 high | 1158 x 1158 x 1035 High |
| CMSC-1158-V2  | Full height cage with 2 x V racks | 1000Kg stacked 4 high | 1158 x 1158 x 1035 High |



**REDUCED RISK OF PINCH POINTS**





## Full Height Multi-Purpose Pallet Cage

These full height cages are ideal for storage and warehousing environments. Both the half fold down front gate and rear swing gate are fully removable allowing safe and easy access. This unit is stackable & pallet rack safe making it suitable for many different applications. Optional extras include; Steel sheet floor, lid, and PVC weather cover.



- Stackable
- Pallet rack safe
- Zinc plated finish
- Supplied flat packed or assembled
- Both gates fully removable
- Half fold down front gate and rear swing gate
- 4-way forklift access & 2-way pallet truck entry



| Order Code   | Description                                     | Dimensions (mm)         | WLL (UDL)             |
|--------------|---|-------------------------|-----------------------|
| PCFP1160-8   | Full Height Multi-Purpose Pallet Cage           | 1160 x 1160 x 1000 High | 1000Kg stacked 3 high |
| 1160S        | Steel sheet floor – suits PCFP1160 Series       |                         |                       |
| PCFP1160-LID | Steel Lid – suits PCFP1160 Series               |                         |                       |
| CPC-FHCR     | PVC Cover to suit PCFP1160-8 (for use with Lid) |                         |                       |





## Half Height Multi-Purpose Pallet Cage

These half height cages are ideal for efficient storage of low height goods. Both gates, including the front hinged gate are fully removable allowing safe and easy access. This unit is stackable & pallet rack safe making it suitable for many different applications. Optional extras include; Steel sheet floor, lid, and PVC weather cover.

- Stackable
- Pallet rack safe
- Zinc plated finish
- Supplied flat packed or assembled
- Both gates fully removable
- Front swing gate
- 4 way forklift access & 2 way pallet truck entry



| Order Code   | Description                                     | Dimensions (mm)        | WLL (UDL)             |
|--------------|---|------------------------|-----------------------|
| PCFP1160-4   | Half Height Multi-Purpose Pallet Cage           | 1160 x 1160 x 575 High | 1000Kg stacked 3 high |
| 1160S        | Steel sheet floor – suits PCFP1160 Series       |                        |                       |
| PCFP1160-LID | Steel Lid – suits PCFP1160 Series               |                        |                       |
| CPC-HHCR     | PVC Cover to suit PCFP1160-4 (for use with Lid) |                        |                       |







## 1870 Logistics & Storage Cage with Single Point Castor Lock

This patented unit includes a foot brake which automatically locks the castors! No longer do you need to individually lock/unlock separate castors – A huge efficiency saving!

This patented, world first design brings a new exciting concept to many industries including warehousing, manufacturing, processing & transport. The special design allows this unit to be stored on pallet racking with castors due to its unique base design and castor locking system.

This unit has optional adjustable shelves, which can be adjusted in 50mm increments!

From general transport to assisting in flow of goods through processing plants this unit has the ability to change many processes across multiple industries.



- 2 swing access gates
- Single point castor locking
- Suitable for pallet racking with positive locking base design
- Adjustable shelves adjust in 50mm increments
- 4-way forklift access
- Anti-tipping bars
- Zinc plated finish
- Padlockable



| Order Code | Description                                | Dimensions (mm)           | WLL (UDL) |
|------------|--|---------------------------|-----------|
| CMLSC      | 1870 Logistics & Storage Cage with Castors | 1160W x 1170D x 1870 High | 1000Kg    |
| CMLSC-FS   | Optional Full Depth Shelf (adjustable)     |                           |           |
| CMLSC-S    | Optional Steel Sheet Floor                 |                           |           |
| CMLSC-CR   | PVC cover to suit CMLSC                    |                           |           |







SINGLE POINT  
CASTOR LOCK

POSITIVE LOCK  
FOR PALLET  
RACKING







## 1360 Logistics & Storage Cage with Single Point Castor Lock

This patented unit includes a foot brake which automatically locks the castors! No longer do you need to individually lock/unlock separate castors – A huge efficiency saving!

This patented world first design brings a new exciting concept to many industries including warehousing, manufacturing, processing & transport. The special design allows this unit to be stored on pallet racking with castors due to its unique base design and castor locking system.

This unit has optional adjustable shelves, which can be adjusted in 50mm increments!

From general transport to assisting in flow of goods through processing plants this unit has the ability to change many processes across multiple industries.



- 2 swing access gates
- Single point castor locking
- Suitable for pallet racking with positive locking base design
- Stackable 2 high
- Adjustable shelves adjust in 50mm increments
- 4-way forklift access
- Anti-tipping bars
- Zinc plated finish
- Padlockable



| Order Code        | Description                                | Dimensions (mm)           | WLL (UDL) |
|-------------------|--|---------------------------|-----------|
| <b>CMLSC-1360</b> | 1360 Logistics & Storage Cage with Castors | 1160W x 1170D x 1360 High | 1000Kg    |
| <b>CMLSC-FS</b>   | Optional Full Depth Shelf (adjustable)     |                           |           |
| <b>CMLSC-S</b>    | Optional Steel Sheet Floor                 |                           |           |











## 1800 Logistics & Storage Cage with Centre Dividing Panel

This patented world first design includes a centre dividing panel which allows for half depth shelves making this ideal for storage of parts, boxes and much more!

This cage has our world first positive locking base design for storage on pallet racking.


The optional adjustable shelves can be adjusted in 50mm increments!

This unit also has an optional castor/foot brake system which automatically locks the castors! No longer do you need to individually lock/unlock separate castors – a huge efficiency saving!

- 2 swing access gates
- Suitable for pallet racking with positive locking base design
- Adjustable shelves adjust in 50mm increments
- Anti-tipping bars
- Zinc plated finish
- Padlockable



| Order Code | Description  | Dimensions (mm)           | WLL (UDL) |
|------------|--|---------------------------|-----------|
| CMLSC-CD   | 1800 Logistics & Storage Cage with Centre Dividing Panel | 1160W x 1170D x 1800 High | 1000Kg    |
| CMLSC-HS   | Optional Half Depth Shelf (adjustable)                   |                           |           |
| CMLSC-SG   | Optional Small Shelf Gate                                |                           |           |
| CMLSC-OCS  | Optional Castor/Brake System (adds 70mm to height)       |                           |           |
| CMLSC-S    | Optional Steel Sheet Floor                               |                           |           |



**PATENTED DESIGN**



**HELPS LEAN OPERATIONS**



## 1800 Logistics & Storage Cage with Small Parts Bins

These storage cages with small parts bins allow easy storage & distribution of parts from your warehouse, whether to your field crews or to your workshop area. This cage has our world first positive locking base design for storage on pallet racking.

These patented cages are also available with an optional castor/foot brake system which automatically locks the castors! No longer do you need to individually lock/unlock separate castors.

- 2 Swing access gates
- Includes shelves & buckets as pictured
- Suitable for pallet racking with positive locking base design
- Anti-tipping bars
- Zinc plated finish
- Padlockable

### Bucket Sizes:

**Small:** 390L x 115W x 90mm High (includes 2 dividers)

**Medium:** 390L x 230W x 90mm High (includes 2 dividers)

**Large:** 390L x 230W x 140mm High (includes 2 dividers)

| Order Code  | Description  | Dimensions (mm)           | WLL (UDL) |
|-------------|--|---------------------------|-----------|
| CMLSC-198SB | Logistics & Storage cage with 198 small bins & shelves to suit | 1160W x 1170D x 1800 High | 1000Kg    |
| CMLSC-88MB  | Logistics & Storage cage with 88 medium bins & shelves to suit | 1160W x 1170D x 1800 High | 1000Kg    |
| CMLSC-64LB  | Logistics & Storage cage with 64 large bins & shelves to suit  | 1160W x 1170D x 1800 High | 1000Kg    |
| CMLSC-OCS   | Optional Castor/Brake System (adds 70mm to height)             |                           |           |



HELPS LEAN OPERATIONS

PATENTED DESIGN





## 1800 Stackable Logistics & Storage Cage

This world first design brings a new exciting concept to many industries including warehousing, manufacturing, processing & transport.

This unit includes our world first positive locking base design for storage on pallet racking.

This unit has optional adjustable shelves, which can be adjusted in 50mm increments!

From general transport to assisting in flow of goods through processing plants this unit has the ability to change many processes across multiple industries.

- 2 swing access gates
- Suitable for pallet racking with positive locking base design
- Adjustable shelves adjust in 50mm increments
- 4-way forklift access & 2-way pallet truck entry
- Anti-tipping bars
- Zinc plated finish
- Padlockable
- Stackable 2 high



| Order Code | Description                             | Dimensions (mm)           | WLL (UDL) |
|------------|---|---------------------------|-----------|
| CMLSC-ST   | 1800 Stackable Logistics & Storage Cage | 1160W x 1170D x 1800 High | 1000Kg    |
| CMLSC-FS   | Optional Full Depth Shelf (adjustable)  |                           |           |
| CMLSC-S    | Optional Steel Sheet Floor              |                           |           |





## 1290 Stackable Logistics & Storage Cage

This world first design brings a new exciting concept to many industries including warehousing, manufacturing, processing & transport.


This unit includes our world first positive locking base design for storage on pallet racking.

This unit has optional adjustable shelves, which can be adjusted in 50mm increments!

From general transport to assisting in flow of goods through processing plants this unit has the ability to change many processes across multiple industries.

- 2 swing access gates
- Suitable for pallet racking with positive locking base design
- Adjustable shelves adjust in 50mm increments
- 4-way forklift access & 2-way pallet truck entry
- Anti-tipping bars
- Zinc plated finish
- Padlockable
- Stackable 2 high

| Order Code    | Description                             | Dimensions (mm)           | WLL (UDL) |
|---------------|---|---------------------------|-----------|
| CMLSC-1290-ST | 1290 Stackable Logistics & Storage Cage | 1160W x 1170D x 1290 High | 1000Kg    |
| CMLSC-FS      | Optional Full Depth Shelf (adjustable)  |                           |           |
| CMLSC-S       | Optional Steel Sheet Floor              |                           |           |







## Logistics & Storage Box

These patented Logistics & Storage boxes are ideal for warehouse, workshop, maintenance and freight applications. The adjustable shelving makes these units useful for a massive range of applications. Shelving can be adjusted in 50mm increments!

The single point castor means you no longer need to individually lock/unlock separate castors – A huge efficiency saving!

The special design allows this unit to be stored on pallet racking with or without castors due to its unique base design and castor locking system.

- Weather resistant
- 2 Swing access gates
- Single point castor locking system available
- Suitable for pallet racking with positive locking base design
- Adjustable Shelves adjust in 50mm increments
- 4-way forklift access & 2-way pallet truck entry
- Anti-tipping bars
- Zinc plated finish
- Padlockable

POSITIVE LOCK FOR PALLET RACKING



PATENTED DESIGN

WEATHER RESISTANT

| Order Code                                    | Description  | Dimensions (mm)           | WLL (UDL) |
|---|--|---------------------------|-----------|
| <b>Stackable Logistics Box</b>                |  |                           |           |
| <b>CSLSC-ST</b>                               | 1800 Stackable Logistics & Storage Box             | 1160W x 1170D x 1800 High | 1000Kg    |
| <b>CMLSC-FS</b>                               | Optional full depth shelf (adjustable)             |                           |           |
| <b>CMLSC-S</b>                                | Optional Steel Sheet Floor                         |                           |           |
| <b>Logistics Box with Castors</b>             |  |                           |           |
| <b>CSLSC</b>                                  | 1870 Logistics & Storage Box with castors          | 1160W x 1170D x 1870 High | 1000Kg    |
| <b>CMLSC-FS</b>                               | Optional full depth shelf (adjustable)             |                           |           |
| <b>CMLSC-S</b>                                | Optional Steel Sheet Floor                         |                           |           |
| <b>Logistics Box with Mesh Centre Divider</b> |  |                           |           |
| <b>CSLSC-CD</b>                               | 1800 Logistics Box with Mesh Centre Divider        | 1160W x 1170D x 1800 High | 1000Kg    |
| <b>CMLSC-HS</b>                               | Optional half depth shelf (adjustable)             |                           |           |
| <b>CMLSC-S</b>                                | Optional Steel Sheet Floor                         |                           |           |
| <b>CMLSC-OCS</b>                              | Optional Castor/Brake System (adds 70mm to height) |                           |           |



## Storage Cage with Rigging Bars

These storage cages with rigging bars are ideal for storage and transport of items such as chains and slings. You can now easily organize your items for onsite work. These cages are available with or without crane lifting lugs. These patented storage cages also include our world first positive locking base design for storage on pallet racking.

- 2 Swing access gates
- Suitable for pallet racking with positive locking base design
- 4-way forklift access
- Anti-tipping bars
- Zinc plated finish
- Padlockable



| Order Code  | Description                              | Dimensions (mm)           | WLL (UDL) |
|-------------|--|---------------------------|-----------|
| CMLSC-RS    | Storage Cage with Rigging Storage Bars   | 1160W x 1170D x 1800 High | 1000Kg    |
| CMLSC-RS-CR | Craneable Cage with Rigging Storage Bars | 1160W x 1170D x 1800 High | 1000Kg    |







## 750mm High Ultimate Site Box

The ultimate site box is stackable, lockable, weather resistant, dust resistant and pallet rack safe! This box has been designed specifically for outdoor storage of equipment and materials and is often used for separating job lots making it extremely useful for central warehouses, shutdowns etc. These units are very useful when indoor storage space is limited as it allows you to store excess stock or equipment outside.

It's unique pallet rack positive locking foot design, ensures it can be safely stored on pallet racking and a WLL of 1090kg ensures this box is suited to heavy duty applications. The lid is opened by lifting the handle and is made easy with 2 gas struts.

- Stackable & lockable
- Weather & dust resistant
- 4-way forklift access
- Base design ensures it can't slide off pallet racking

| Order Code | Description           | Dimensions (mm)        | WLL (UDL)             |
|------------|-----------------------|------------------------|-----------------------|
| CUSB-750   | 750 Ultimate Site Box | 1160 x 1160 x 750 High | 1090Kg stacked 4 high |





## 1140mm High Ultimate Site Box

This box is ideal for storage and transport of equipment and materials. This box is also designed for transporting your gear around site or in freight loops. This site box is stackable, lockable, weather/dust resistant and pallet rack safe! Ideal for separating job lots making it extremely useful for central warehouses, shutdowns etc. These units are very useful when indoor storage space is limited as it allows you to store excess stock or equipment outside.

It's unique pallet rack positive locking foot design, ensures it can be safely stored on pallet racking.

- Stackable & lockable
- Weather & dust resistant
- 4-way forklift access
- Base design ensures it can't slide off pallet racking

| Order Code | Description                 | Dimensions (mm)         | WLL (UDL)             |
|------------|-----------------------------|-------------------------|-----------------------|
| CUSB-1140  | 1140 High Ultimate Site Box | 1160 x 1160 x 1140 High | 1090Kg stacked 4 high |







## Transport and Storage Container

This heavy duty, quality unit has been designed for transport of goods but is also great for storage and on site work. This unit is lockable, has 4 way forklift access and is weather/dust resistant, making it a very useful unit for a wide range of applications across many industries. This container has been utilised in transport loops with great success.

- Powdercoated finish
- Lockable
- 4-way forklift access
- Weather & dust resistant
- Designed for 1 or 2 optional shelves
- Base design ensures it can't slide off pallet racking

| Order Code | Description  | Dimensions (mm)         | WLL (UDL) |
|------------|--|-------------------------|-----------|
| CTC-1150   | Transport and Storage Container                                      | 1160 x 1160 x 2000 High | 1000Kg    |
| CTC-1150-S | Optional Removable Shelf to suit CTC-1150 – Fit 1-2 per CTC-1150 Box |                         |           |



EXTRA HEAVY DUTY CONSTRUCTION



## 800mm Site Box with Pullout Drawers

This site box with pullout drawers is ideal for allowing maximum use of storage space and making access to all your equipment fast and easy.

This box is stackable, lockable, weather/dust resistant and pallet rack safe! Ideal for separating job lots making it extremely useful for central warehouses, shutdowns etc.

- Front & rear swing doors
- 4 pullout drawers (2 per side)
- Stackable & lockable
- Weather & dust resistant
- 4-way forklift access
- Base design ensures it can't slide off pallet racking



UNIQUE  
PALLET RACK  
FOOT DESIGN

DUST &  
WEATHER  
RESISTANT

| Order Code | Description                            | Dimensions (mm)        | WLL (UDL)             |
|------------|--|------------------------|-----------------------|
| CUSB-800   | 800 High site box with pullout drawers | 1160 x 1160 x 800 High | 1000Kg stacked 4 high |







## 1250 Oversize Outdoor Storage Box

This oversize box is ideal for outdoor applications including storage and transport. Able to fit a Standard Australian pallet inside. They heavy duty adjustable shelves are ideal for compact storage of goods such as shutdowns, maintenance activities and storage of service kits.

- Powdercoated finish
- Lockable
- Front & Rear Access Doors
- Weather & Dust Resistant
- Fits Standard Australian pallet footprint inside
- Adjustable shelves (adjust in 175mm increments)
- World first positive locking system for pallet racking
- 4-way forklift access & pallet truck entry
- Anti-tipping bars



| Order Code     | Description  | Dimensions (mm)     | WLL (UDL) |
|----------------|--|---------------------|-----------|
| CUSB-1450-1250 | 1250mm High Oversize Storage Box                       | 1450 x 1450 x 1250H | 1000Kg    |
| CUSB-1450-SH   | Optional Adjustable Shelf                              |                     | 200Kg     |
| CIH051-BLUE    | 52L Blue Plastic Tub (can fit 18 if used with shelves) | 645 x 413 x 276H    |           |



**FITS A STANDARD AUSTRALIAN PALLET INSIDE**



**FRONT & REAR DOORS PADLOCKABLE**

## 2000 Oversize Outdoor Storage Box

This oversize box is ideal for outdoor applications including storage and transport. Able to fit a Standard Australian pallet inside. They heavy duty adjustable shelves are ideal for compact storage of goods such as shutdowns, maintenance activities and storage of service kits. Due to the height of this box you can even fit a small pallet lower in the box and shelves above with your small items.

- Powdercoat finish
- Lockable
- Front & Rear Access Doors
- Weather & Dust Resistant
- Fits Standard Australian pallet footprint inside
- Adjustable shelves (adjust in 175mm increments)
- World first positive locking system for pallet racking
- 4-way forklift access & pallet truck entry
- Anti-tipping bars

| Order Code     | Description  | Dimensions (mm)     | WLL (UDL) |
|----------------|--|---------------------|-----------|
| CUSB-1450-2000 | 2000mm High Oversize Storage Box                       | 1450 x 1450 x 2000H | 1000Kg    |
| CUSB-1450-SH   | Optional Adjustable Shelf                              |                     | 200Kg     |
| CIH051-BLUE    | 52L Blue Plastic Tub (can fit 18 if used with shelves) | 645 x 413 x 276H    |           |



FITS A STANDARD AUSTRALIAN PALLET INSIDE



FRONT & REAR DOORS PADLOCKABLE







## Site Box Stand

This site box stand allows a range of Containit site boxes and cages to be elevated to a more ergonomic loading and unloading height. The smart plate design allows the unit to be quickly secured to the relevant cage or box. Suitable for CUSB-750, CUSB-1140, CTC-1150 and the 1158 series cages.

| Order Code | Description    | Dimensions (mm)    | WLL (UDL) |
|------------|----------------|--------------------|-----------|
| CSBS-1500  | Site Box Stand | 1185 x 1185 x 680H | 1500Kg    |



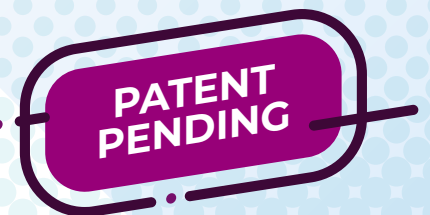
## Collapsible Transport & Storage Box

This collapsible storage box combines multiple materials to make it both heavy duty yet light to ensure ease of use – this ground breaking innovation removes the issues of traditional all-metal collapsible boxes by reducing handling strain and reducing pinch point risks.

With a top opening lid you are now able to crane heavy parts in and out for safe storage or transport.

- Patent Pending
- Weather & Dust Resistant
- Stackable collapsed or assembled
- Pallet rack safe - World first positive locking system
- 4-way forklift access & pallet truck entry
- Anti-tipping bars
- Fully removable front & rear gates
- Padlockable

| Order Code | Description                         | Dimensions (mm)         | WLL (UDL)             |
|------------|-------------------------------------|-------------------------|-----------------------|
| CCPB-1158  | Collapsible Transport & Storage Box | 1158 x 1158 x 1035 High | 1000Kg stacked 4 high |







## 2000 Multi-Purpose Pallet Cage

These cages are ideal for transport, storage and warehousing environments. Both gates are swing opening allowing safe and easy access. This unit also includes our unique world first positive locking pallet rack base safe design.

- Pallet rack safe
- Zinc plated finish
- Optional shelves available
- Front & rear swing gates
- 4-way forklift access & 2-way pallet truck entry

| Order Code  | Description                               | Dimensions (mm)         | WLL (UDL) |
|-------------|---|-------------------------|-----------|
| PCFP1160-20 | 2000 Multi-Purpose Pallet Cage            | 1160 x 1160 x 2000 High | 1000Kg    |
| PCFP1160-TS | Top shelf for PCFP1160-20                 |                         |           |
| PCFP1160-MS | Middle shelf for PCFP1160-20              |                         |           |
| PCFP1160-BS | Bottom shelf for PCFP1160-20              |                         |           |
| 1160S       | Steel sheet floor – suits PCFP1160 Series |                         |           |

**STOP YOUR GOODS FALLING OFF PALLETS**



**STACKABLE & PALLET RACK SAFE**



## Extra Large Collapsible Transport & Storage Cage

This unique pallet storage cage is designed to fit an Australian standard pallet inside. An optional lockable lid is available making this cage useful for applications such as trade shows, onsite storage, job lot consolidation and shutdowns. Pallets of equipment can be easily loaded into this cage providing you with a peace of mind that your gear won't fall off! Alternatively, they can be used for long term storage with our optional weatherproof cover.


Our unique base foot design is a world first, providing positive locking for safe storage on pallet racking.

- Fits a standard Australian pallet inside
- Lockable lid has 4 locking points
- Pallet rack safe on both 840mm & 1200mm racking
- 4-way forklift access & pallet truck entry
- Anti-tipping bars
- Zinc plated finish & steel sheet floor
- Half fold down & fully removable front & rear gates

| Order Code    | Description  | Dimensions (mm)         | WLL (UDL)             |
|---------------|--|-------------------------|-----------------------|
| CTCS-1450     | Extra-Large Collapsible Transport and Storage Cage | 1450 x 1450 x 1250 High | 1000Kg stacked 4 high |
| CTCS-1450-LID | Lockable lid to suit CTCS-1450                     |                         |                       |
| CTCS-1450-CR  | PVC Weather Cover (should use with lid)            |                         |                       |



**FITS A STANDARD AUSTRALIAN PALLET INSIDE**



**LOCKABLE LID AVAILABLE**

**PALLET RACK SAFE ON BOTH 840mm & 1200mm RACKING**







## Drip Tray for Containit Pallet Sized Cages

This unique drip tray is designed to fit into Containit Solutions range of pallet cages. This solution finally allows warehouses to safely store some 20L drum and batteries inside cages. Also ideal for workshops wanting to store oily parts whilst containing the small oil spills.

- Manufactured from LDPE
- 100L capacity
- Fits into most Containit Solutions pallet sized cages  
*(confirm with your Sales contact which unit you intend to store it in)*

| Order Code | Description    | Capacity | Dimensions (mm)        |
|------------|----------------|----------|------------------------|
| CMSC-DT    | LDPE Drip Tray | 100L     | 1085 x 1085 x 100 High |



## Reusable Pallet Wrap

This revolutionary reusable pallet wrap series is an innovative way to reduce single use plastics in your operation.

Designed to reduce your environmental impact as well as improve safety outcomes in your facility. Not only does this wrap provide a continuous layer of security around your products it also has straps to secure the wrap to the pallet.

Ideal for applications where pallet cages are not required. We look forward to talking to you about reducing your single use plastic usage..



| Order Code | Description               | Dimensions (mm)           |
|------------|---------------------------|---------------------------|
| CRPW-1000  | 1m Reusable Pallet Wrap   | 1165 x 1165 x 1000mm High |
| CRPW-1200  | 1.2m Reusable Pallet Wrap | 1165 x 1165 x 1200mm High |







## Timber Pallet Retainers

Timber pallet retainers are a safe, environmentally friendly and economical storage solution for containing goods on pallets. The pallet retainers unique bracket system allows you to simply add levels to suit your storage requirements. These easy to use pallet retainers suit standard Australian pallets.

The divider options help split storage of goods on pallets to save items getting mixed together. Ideal for storage on pallet racking.

- Stackable – Add levels to suit your height requirement
- Flatpack for transport
- Standard & custom dividers available
- Environmentally friendly solution

| Order Code  | Description                                   | Dimensions (mm)        |
|-------------|---|------------------------|
| CTPR-P      | Timber Pallet Retainers (pallet not included) | 1165 x 1165 x 190 High |
| CTPR-D-550  | Half Length Divider and 2 Brackets            | 550 x 190 High         |
| CTPR-D-1120 | Full Length Divider and 2 Brackets            | 1120 x 190 High        |

SUITS AUSTRALIAN STANDARD PALLET

PREVENT UNRESTRAINED GOODS FALLING



## Timber Pallet Retainer Accessories

| Order Code | Description                         | Dimensions (mm)        |
|------------|-------------------------------------|------------------------|
| CTPR-LID   | Ply lid to suit CTPR-P              | 1165mm x 1165mm x 9mm  |
| CTPR-LID   | Ply floor for inside CTPR-P         | 1112mm x 1112mm x 12mm |
| CTPR-SC4   | Plastic stacking corners (set of 4) |                        |
| CTPR-MS    | Blue plastic A5 manifest sleeve     |                        |



**SIMPLY ADD LEVELS TO SUIT YOUR NEEDS**







## Large Square Plastic Box

This easy to clean and heavy duty plastic box is an excellent storage solution for many applications. The versatility of this box has seen it used across many industries. Extension feet for pallet racking storage are available but must be ordered with box.

- HDPE food grade standard
- Australian standard pallet size
- Vented units also available

| Order Code      | Description   | Dimensions (mm)        | WLL (UDL) |
|-----------------|---|------------------------|-----------|
| LSPB-1165-S     | Solid 780L Large Square Plastic Box   | 1165 x 1165 x 780 High | 500Kg     |
| LSPB-1165-S-GTB | Solid 780L Large Square Plastic Box with Galvanised Steel Anti-tipping Bars | 1165 x 1165 x 780 High | 500Kg     |
| LSPB-1165-LID   | Plastic Lid to suit LSPB Series   |                        |           |

HDPE FOOD GRADE STANDARD




## Collapsible Plastic Pallet Box

Ideal for lightweight applications where product is not suited for storage in metal cages. Available in solid or vented design.

- Half fold down front door
- Easy to clean
- Suitable for storage in standard Australian pallet racking



| Order Code  | Description                           | Dimensions (mm)    | WLL (UDL)          |
|-------------|---------------------------------------|--------------------|--------------------|
| LSPB-1162-S | Solid Collapsible Plastic pallet Box  | 1162 x 1162 x 780H | 550Kg up to 3 high |
| LSPB-1162-V | Vented Collapsible Plastic pallet Box | 1162 x 1162 x 780H | 550Kg up to 3 high |







## Rotatable Storage & Recycling Cages

Ideal for storage and handling of waste goods for recycling industries including cans, bottles, cardboard and other loose lightweight goods.

This heavy duty cage is suitable for rotating into larger waste bins, making your recycling process easy from start to finish.

- Zinc plated finish
- Pallet rack safe
- 4-way forklift access & pallet truck entry
- Stackable 2 high
- Zinc plated finish
- Supplied flatpacked

| Order Code | Description                | Dimensions (mm)         | WLL (UDL) |
|------------|----------------------------|-------------------------|-----------|
| CRC-1160   | Single Size Recycling Cage | 1160 x 1160 x 1300 High | 500Kg     |
| CRC-2200   | Double Size Recycling Cage | 2200 x 1160 x 1300 High | 500Kg     |



## Post & Pipe Stillages



Post & pipe stillages are ideal for storage of long items that don't need to be secured in pallet cages. Some items that are commonly stored in these units include: plumbing & electrical pipes, steel posts, carpet rolls, timber posts, etc.

These units can be stacked up inside your warehouse for ultimate space saving.

Optional ply floors available if required. Anti-tipping bars can also be supplied if site required.

- Ideal for storing long items
- Zinc plated finish
- Stackable

| Order Code | Description                             | Dimensions (mm)            | WLL (UDL)             |
|------------|---|----------------------------|-----------------------|
| CPPS-750   | 750mm High Post & Pipe Stillage         | 1160 x 1160 x 750mm High   | 1000Kg stacked 5 High |
| CPPS-1100  | 1100mm High Post & Pipe Stillage        | 1160 x 1160 x 1100mm High  | 1000Kg stacked 4 High |
| CPPS-PLYF  | Ply Floor to suit Post & Pipe Stillage  | 1160 x 1160 x 12mm High    |                       |
| CPPS2-750  | Double 750mm High Post & Pipe Stillage  | 2200L x 1160 x 750mm High  | 1000Kg stacked 4 High |
| CPPS2-1200 | Double 1200mm High Post & Pipe Stillage | 2200L x 1160 x 1200mm High | 1000Kg stacked 4 High |



**HEAVY DUTY**



**STORE LONG/  
AWKWARD ITEMS**





## Single & Double Size 2T Rated Pallets

Our range of 2T rated pallets are ideal for a huge range of storage and transport applications. They are able to be stored in Standard Australian Pallet racking and have multiple tie down options with metal bars allowing tie down points in addition to screw in tie down points available as optional extras

- Pallet rack safe
- Anti-tipping bars
- Zinc plated finish
- Single Pallets allows for up to 12 optional tie down points
- Double Pallets allows for up to 16 optional tie down points
- Includes 16mm round bar for extra tie down strap locations


| Order Code | Description            | Dimensions (mm)        | WLL (UDL) |
|------------|------------------------|------------------------|-----------|
| CSP-1165   | Single 2T Rated Pallet | 1165 x 1165 x 162 High | 2000Kg    |
| CSP-2300   | Single 2T Rated Pallet | 2300 x 1165 x 162 High | 2000Kg    |
| CSP-TDL    | Optional Lashing Ring  |                        | 1000Kg    |












**RATED TIE  
DOWN POINTS  
FOR STRAPPING**



## Certified Load Restraint Transport Pallets & Accessories

- Multiple fixing locations to suit M16 bolt down
- Pallet rack safe positive locking base design
- Includes 3000kg WLL rated tie down lugs
- Galvanized finish + powdercoated safety yellow
- Assists in Chain of Responsibility Compliance (CoR)
- Extra heavy duty grated deck for transport of heavy/valuable equipment
- Special sizes available (quantity dependant)
- Full range of optional restraint accessories available

| Order Code      | Description                  | Dimensions (mm)          | WLL (UDL) |
|-----------------|------------------------------|--------------------------|-----------|
| <b>COR-3TS</b>  | Single Size Transport Pallet | 1160 x 1160 x 165mm High | 3000kg    |
| <b>COR-6TD</b>  | Double Size Transport Pallet | 2330 x 1160 x 165mm High | 6000kg    |
| <b>COR-10TD</b> | 10T Oversize Pallet          | 3450 x 1500 x 200mm High | 10000kg   |

### ATTACHMENT OPTIONS

|                         |   |   |  |
|-------------------------|---|---|--|
| <b>COR-CHOCK</b>        | Multi-use chock to suit COR pallets                         | 200 x 200 x 200mm High                  |  |
| <b>COR-BDB</b>          | Bolt Down Bracket (includes 2 threaded rods)                | 384L x 142D x 268mm High (+ rod height) |  |
| <b>COR-UC</b>           | Tie Down Channel to join between COR-BDB                    | 700L x 100W x 50mm High                 |  |
| <b>COR-10SP</b>         | Full Height Post with slotted holes                         | 75 x 75 x 1010mm High (220sq baseplate) |  |
| <b>COR-5SP</b>          | Half Height Post with slotted holes                         | 75 x 75 x 610mm High (220sq baseplate)  |  |
| <b>COR-WB</b>           | Wedge Hold Down Bracket                                     | 276L x 100W x 70mm High                 |  |
| <b>COR-BP</b>           | Bolt Down Plate (client to advise hole locations)           | 500L x 250W x 35mm High                 |  |
| <b>COR-1500-TIEDOWN</b> | 1000kg rated optional tie down point for threaded locations |   |  |

### OTHER ATTACHMENT OPTIONS AVAILABLE

## CHAIN OF RESPONSIBILITY (COR)

The aim of COR is to make sure everyone in the supply chain shares responsibility for ensuring breaches of the HVNL do not occur. Under COR laws if you are named as a party in the chain of responsibility and you exercise (or have the capability of exercising) control or influence over any transport task, you have a responsibility to ensure the HVNL is complied with.

The law recognises that multiple parties may be responsible for offences committed by the drivers and operators of heavy vehicles. A person may be a party in the supply chain in more than one way. For example they may have duties as the employer, the operator and the consigner of goods.

Contact us today to discuss how we might be able to improve your compliance.




OTHER SIZES AVAILABLE





## Battery Storage & Handling Cages


These Battery Storage & Handling Cages are ideal for safe handling and picking of your batteries. The rollers allow safe and easy handling of batteries, and makes movement of batteries from the cage onto your lift table trolley safer than has previously been able. These units include our unique world first positive locking base design which ensure extra safe storage on pallet racking. We also have bunded options for safe containment of batteries if you don't already have this available, talk to our team about this today.



- Stackable
- Pallet rack safe – Unique positive locking base design
- 4-way forklift access & pallet truck entry
- Anti-tipping bars
- Fully removable front and rear gates
- Zinc plated finish

| Order Code      | Description                            | Dimensions (mm)          |
|-----------------|--|--------------------------|
| CMSC-1158-5-RB  | Battery Storage & Handling Cage        | 1158 x 1158 x 628mm High |
| CMSC-1158-5-BRB | Bunded Battery Storage & Handling Cage | 1158 x 1158 x 628mm High |

**DON'T RISK AN INJURY  
MAKE HANDLING SAFE**



**SEE BATTERY HANDLING TROLLEY ON PAGE 264**

## Outdoor Battery Storage Box

This heavy duty outdoor storage box has been designed for storage of batteries on pallets. The extra large size allows standard Australian footprint pallets to be forklifted directly into the box. This box has front & rear doors allowing easy access and the base has a bund for catching of any spills that occur.

As noted on the exterior of the box, this is for storage only and is not allowed for charging applications under any circumstances.

- Powdercoat finish
- Lockable
- Front & Rear Access Doors
- Weather & Dust Resistant
- Spill tray with fibreglass grating
- Top and bottom vent locations
- Fits Standard Australian pallet footprint inside
- 4-way forklift access
- Anti-tipping bars

| Order Code | Description                 | Dimensions (mm)     | WLL (UDL) |
|------------|-----------------------------|---------------------|-----------|
| CBB-1450   | Outdoor Battery Storage Box | 1450 x 1450 x 1250H | 1000Kg    |







## Drum Secure Pallet System

This patented drum secure pallet system is another of our world first designs. The problem of securing drums on pallets and the time consuming strapping process every time 1 drum is pulled off a pallet has now been solved!

This heavy duty unit is extremely stable and can safely store and transport from 1-4 x 205L Drums at a time. The safety straps are easy to tighten and undo and ensure that the drums are safely secured.

- Easy to strap & unstrap drums
- Powdercoat finish
- Available with or without a hardwood pallet
- Heavy duty stable design
- Eliminates drum strapping & wrapping issues



| Order Code | Description                                     |
|------------|---|
| C4DPH      | 4 Drum Holder without Pallet                    |
| C4DPH-TP   | 4 Drum Holder including 8 Board Hardwood Pallet |

**PATENTED  
WORLD FIRST  
DESIGN**

**MAKES DRUM  
STORAGE  
SAFE & EASY**



**REDUCE  
HANDLING  
TIME**

## Pallet Store Organiser

The pallet store organiser is ideal for storing pallets safely and keeping your workplace looking clean and organised.

- Stores 15 standard Australian pallets
- Enclosed on 3 side with open front for easy loading
- Duralgal SHS construction



| Order Code | Description            | Dimensions (mm)<br>W x D x H |
|------------|------------------------|------------------------------|
| CPS-2400   | Pallet Store Organiser | 1350 x 1350<br>x 2400mm High |




## Cages/Boxes Identification Plates

We have a range of standard card holders and whiteboard plates to be fixed to your pallet cages or boxes. In addition to our standard options we can also custom make identification solutions to suit your pallet cage or box. From laser cut plates, serial number plates or personalized weather covers we can assist.



| Order Code | Description  |
|------------|--|
| CWBP-2020  | 200 x 200mm White Plate for Writing on with Whiteboard Markers     |
| CARD-H     | Card Holder to fit 1 Half A4 Size Card Clips over Pallet Cage Mesh |







## Kitting Stand System

Our kitting stand system allows Containit 1158 series cages and 1160 series boxes as well as standard 1165 Australian pallets to be elevated to a more ergonomic loading and unloading height. This modular system can allow multiple units to be connected together in a systematic way allowing for an organised workplace layout. This engineered solution means you no longer have to use unsafe methods to elevate your pallet sized equipment.

| Order Code | Description   | Dimensions (mm)    | WLL (UDL) |
|------------|---------------|--------------------|-----------|
| CKSS-1500  | Kitting Stand | 1185 x 1185 x 680H | 1500Kg    |



## Pallet Dolly

Our pallet dolly has been designed for ergonomic movement of standard 1165 Australian pallets as well as our 1160 sites boxes and 1158 pallet cage series. The single point castor lock allows simple usage whilst the low profile design allows maximum flexibility for storage locations including potentially even under your pallet racking.



| Order Code | Description  | Dimensions (mm)    | WLL (UDL) |
|------------|--------------|--------------------|-----------|
| CPD-1350   | Pallet Dolly | 1191 x 1197 x 253H | 1350Kg    |







**BUY DIRECT & SAVE**

# HIGH DENSITY TOOLS & PARTS STORAGE

|   |           |   |            |
|---|-----------|---|------------|
| 815mm Series Storeman® High Density Cabinets                          | <b>63</b> | Storeman® Timber Top Workbench Series                   | <b>86</b>  |
| 1225mm Series Storeman® High Density Cabinets                         | <b>64</b> | Storeman® Galvanized Top Workbench Series               | <b>87</b>  |
| 1400mm Series Storeman® High Density Cabinets                         | <b>65</b> | Storeman® Adjustable Height Workbench Series            | <b>88</b>  |
| 2000mm High Open Top Storeman® High Density Cabinets                  | <b>66</b> | Storeman® Workbench Series with Castors                 | <b>89</b>  |
| 2000mm Series Metal Door Storeman® High Density Cabinets              | <b>67</b> | Tool Storage Trolley with Charging Points               | <b>91</b>  |
| 2000mm Series Clear Door Storeman® High Density Cabinets              | <b>68</b> | Backboard Light & Power Options                         | <b>92</b>  |
| Storeman® Drawer Compartment Options for 1010 x 700mm Drawer Cabinets | <b>70</b> | Storeman® Workbench Drawer/Desk Range                   | <b>93</b>  |
| Storeman® Workstation Ply Timber Bench Range                          | <b>72</b> | Storeman® Line Feed Trolley with Tool Hanging Panels    | <b>94</b>  |
| Storeman® Workstation Galvanised Bench Range                          | <b>74</b> | Storeman® Louvre Board Trolley                          | <b>95</b>  |
| Storeman® Workstation Stainless Bench Range                           | <b>76</b> | Lockable Storeman® Tool Storage Locker                  | <b>96</b>  |
| 2020 Series Storeman® Workstation Cabinets with Metal Doors           | <b>78</b> | High Density Lockable Vertical Drawer Range             | <b>97</b>  |
| Storeman® 2020 Workstation Cabinets with Clear Doors                  | <b>79</b> | Storeman® Single Sided Flight Line Tool Storage Cabinet | <b>98</b>  |
| Storeman® Heavy Duty Locker Station                                   | <b>80</b> | Storeman® Double Sided Flight Line Tool Storage Cabinet | <b>99</b>  |
| 1010 Series Storeman® Storage Cabinet                                 | <b>81</b> | Maintenance & Service Trolley                           | <b>100</b> |
| 1010 Series Storeman® Workstation Cabinets with Metal Doors           | <b>82</b> | Storeman® Tool Hanging Panels                           | <b>101</b> |
| Storeman® Workstation Cabinets with Clear Doors                       | <b>83</b> | Storeman® Tool Holders                                  | <b>102</b> |
| Sloping Board Storeman® Workstation with Steel Doors                  | <b>84</b> | Storeman® Tool Holder Kits                              | <b>103</b> |
| Sloping Board Storeman® Workstation with Clear Doors                  | <b>85</b> | 980mm Series Storeman® Tool & Parts Trolleys            | <b>104</b> |
|   |           | 1390mm Series Storeman® Tool & Parts Trolleys           | <b>105</b> |
|   |           | 1750mm Series Storeman® Tool & Parts Trolleys           | <b>106</b> |
|   |           | Storeman® Workshop Computer Storage Cabinet             | <b>107</b> |
|   |           | 5 Tier Heavy Duty Storage Trolley                       | <b>108</b> |
|   |           | Kanban Trolley  | <b>109</b> |
|   |           | Storeman® Louvre Panels                                 | <b>110</b> |
|   |           | Stackable Plastic Parts Bins                            | <b>110</b> |

## 815mm Series Storeman® High Density Cabinets

- Anti-tilt safety lockout system only allows 1 drawer to open at a time
- High quality powdercoat finish & workmanship
- Heavy duty 100% extension runners
- Maximum 140kg per drawer
- Save up to 80% storage space with high density storage
- Single key central locking system
- Full range of adjustable drawer dividers/compartment options



CHD815-4

**HIGH QUALITY  
LARGE STOCK  
MEANS FAST  
DELIVERY**



CHD815-7

**SAFETY FEATURE  
ANTI-TILT  
LIMITS TO  
1 DRAWER  
OPEN AT ONCE**



CHD-STT

CHD-SFB



CHD815-DD

| Order Code   | Description                                 | Drawer Front Heights (mm)                | Dimensions (mm) W x D x H |
|--|---|--|---------------------------|
| <b>NO DRAWER DIVIDERS INCLUDED – Full Range on Pages 70-71</b> |   |  |                           |
| CHD815-4   | 4 Drawer Cabinet                            | 1 x 125,<br>1 x 150,<br>1 x 200, 1 x 250 | 1010W x<br>700D x 815H    |
| CHD815-7   | 7 Drawer Cabinet                            | 6 x 100,<br>1 x 125                      | 1010W x<br>700D x 815H    |
| CHD815-DD  | Double Door Cabinet with 1 Adjustable Shelf |  | 1010W x<br>700D x 815H    |
| CHD-STT  | Optional Plywood Top                        |  | 1010 x 700 x 25           |
| CHD-SFB  | Optional Forklift Base                      |  | 125mm High                |
| CHD-CB   | Optional Castor Base                        |  | 165mm High                |





CHD1225-8



CHD1225-10

## 1225mm Series Storeman® High Density Cabinets

- Anti-tilt safety lockout system only allows 1 drawer to open at a time
- High quality powdercoat finish & workmanship
- Heavy duty 100% extension runners
- Maximum 140kg per drawer
- Save up to 80% storage space with high density storage
- Single key central locking system
- Full range of adjustable drawer dividers/compartment options

| Order Code   | Description               | Drawer Front Heights (mm)         | Dimensions (mm) W x D x H |
|--|---------------------------|-----------------------------------|---------------------------|
| <b>NO DRAWER DIVIDERS INCLUDED – Full Range on Pages 70-71</b> |                           |                                   |                           |
| <b>CHD1225-8</b>   | 8 Drawer Cabinet          | 3 x 100, 4 x 150, 1 x 225         | 1010W x 700D x 1225H      |
| <b>CHD1225-10</b>  | 10 Drawer Cabinet         | 2 x 75, 6 x 100, 1 x 150, 1 x 225 | 1010W x 700D x 1225H      |
| <b>OPTIONAL EXTRAS</b>   |                           |                                   |                           |
| <b>CHD-STT</b>   | Optional Plywood Top      |                                   | 1010 x 700 x 25           |
| <b>CHD-SFB</b>   | Optional Forklift Base    |                                   | 125mm High                |
| <b>CHD-CB</b>  | Optional Castor Base      |                                   | 165mm High                |
| <b>CHD-STC</b>   | Optional Sloping Top Roof |                                   | 270mm High                |



**SAFETY FEATURE ANTI-TILT LIMITS TO 1 DRAWER OPEN AT ONCE**

# 1400mm Series Storeman® High Density Cabinets

- Anti-tilt safety lockout system only allows 1 drawer to open at a time
- High quality powdercoat finish & workmanship
- Heavy duty 100% extension runners
- Maximum 140kg per drawer
- Save up to 80% storage space with high density storage
- Single key central locking system
- Full range of adjustable drawer dividers/compartment options

| Order Code   | Description               | Drawer Front Heights (mm)                | Dimensions (mm)<br>W x D x H |
|--|---------------------------|--|------------------------------|
| <b>NO DRAWER DIVIDERS INCLUDED – Full Range on Pages 70-71</b> |                           |  |                              |
| <b>CHD1400-8</b>   | 8 Drawer Cabinet          | 3 x 100,<br>3 x 150,<br>1 x 250, 1 x 300 | 1010W x<br>700D x<br>1400H   |
| <b>CHD1400-9</b>   | 9 Drawer Cabinet          | 8 x 150,<br>1 x 100                      | 1010W x<br>700D x<br>1400H   |
| <b>CHD1400-11</b>  | 11 Drawer Cabinet         | 2 x 75, 3 x 100,<br>2 x 125, 4 x 150     | 1010W x<br>700D x<br>1400H   |
| <b>CHD1400-13</b>  | 13 Drawer Cabinet         | 4 x 75, 6 x 100,<br>2 x 125, 1 x 150     | 1010W x<br>700D x<br>1400H   |
| <b>CHD-STT</b>   | Optional Plywood Top      |  | 1010 x 700<br>x 25           |
| <b>CHD-SFB</b>   | Optional Forklift Base    |  | 125mm High                   |
| <b>CHD-STC</b>   | Optional Sloping Top Roof |  | 270mm High                   |



CHD1400-8



CHD-STC



CHD-STT



CHD-SFB



CHD1400-9



CHD1400-11



CHD1400-13



## 2000mm High Open Top Storeman® High Density Cabinets

- Anti-tilt safety lockout system only allows 1 drawer to open at a time
- High quality powdercoat finish & workmanship
- Heavy duty 100% extension runners
- Maximum 140kg per drawer
- Save up to 80% storage space with high density storage
- Single key central locking system
- Full range of adjustable drawer dividers/compartment options



**HIGH QUALITY  
LARGE STOCK  
MEANS FAST  
DELIVERY**

**SAFETY FEATURE  
ANTI-TILT SYSTEM  
LIMITS TO  
1 DRAWER  
OPEN AT ONCE**

| Order Code   | Description               | Drawer Front Heights (mm)          | Dimensions (mm) W x D x H |
|--|---------------------------|------------------------------------|---------------------------|
| <b>NO DRAWER DIVIDERS INCLUDED – Full Range on Pages 70-71</b> |                           |                                    |                           |
| CHD2000-8  | 8 Drawer Cabinet          | 3 x 100, 4 x 150, 1 x 225          | 1010W x 700D x 2000H      |
| CHD2000-10   | 10 Drawer Cabinet         | 2 x 75, 6 x 100, 1 x 150, 1 x 225  | 1010W x 700D x 2000H      |
| CHD2000-8A   | 8 Drawer Cabinet          | 3 x 100, 3 x 150, 1 x 250, 1 x 300 | 1010W x 700D x 2000H      |
| CHD2000-9  | 9 Drawer Cabinet          | 8 x 150, 1 x 100                   | 1010W x 700D x 2000H      |
| CHD2000-11   | 11 Drawer Cabinet         | 2 x 75, 3 x 100, 2 x 125, 4 x 150  | 1010W x 700D x 2000H      |
| CHD2000-13   | 13 Drawer Cabinet         | 4 x 75, 6 x 100, 2 x 125, 1 x 150  | 1010W x 700D x 2000H      |
| CHD-SFB  | Optional Forklift Base    |                                    | 125mm High                |
| CHD-STC  | Optional Sloping Top Roof |                                    | 270mm High                |



# 2000mm Series Metal Door Storeman® High Density Cabinets

- Anti-tilt safety lockout system only allows 1 drawer to open at a time
- High quality powdercoat finish & workmanship
- Heavy duty 100% extension runners
- Maximum 140kg per drawer
- Save up to 80% storage space with high density storage
- Single key central locking system
- Full range of adjustable drawer dividers/compartment options

| Order Code   | Description               | Drawer Front Heights (mm)          | Dimensions (mm) W x D x H |
|--|---------------------------|------------------------------------|---------------------------|
| <b>NO DRAWER DIVIDERS INCLUDED – Full Range on Pages 70-71</b> |                           |                                    |                           |
| CHD2000-8-S  | 8 Drawer Cabinet          | 3 x 100, 4 x 150, 1 x 225          | 1010W x 700D x 2000H      |
| CHD2000-10-S   | 10 Drawer Cabinet         | 2 x 75, 6 x 100, 1 x 150, 1 x 225  | 1010W x 700D x 2000H      |
| CHD2000-8A-S   | 8 Drawer Cabinet          | 3 x 100, 3 x 150, 1 x 250, 1 x 300 | 1010W x 700D x 2000H      |
| CHD2000-9-S  | 9 Drawer Cabinet          | 8 x 150, 1 x 100                   | 1010W x 700D x 2000H      |
| CHD2000-11-S   | 11 Drawer Cabinet         | 2 x 75, 3 x 100, 2 x 125, 4 x 150  | 1010W x 700D x 2000H      |
| CHD2000-13-S   | 13 Drawer Cabinet         | 4 x 75, 6 x 100, 2 x 125, 1 x 150  | 1010W x 700D x 2000H      |
| CHD-SFB  | Optional Forklift Base    |                                    | 125mm High                |
| CHD-STC  | Optional Sloping Top Roof |                                    | 270mm High                |



**SAFETY FEATURE**  
ANTI-TILT SYSTEM  
LIMITS TO  
1 DRAWER  
OPEN AT ONCE

**HIGH QUALITY**  
LARGE STOCK  
MEANS FAST  
DELIVERY







## 2000mm Series Clear Door Storeman® High Density Cabinets

- Anti-tilt safety lockout system only allows 1 drawer to open at a time
- High quality powdercoat finish & workmanship
- Heavy duty 100% extension runners
- Maximum 140kg per drawer
- Save up to 80% storage space with high density storage
- Single key central locking system
- Full range of adjustable drawer dividers/compartment options

| Order Code   | Description               | Drawer Front Heights (mm)          | Dimensions (mm) W x D x H |
|--|---------------------------|------------------------------------|---------------------------|
| <b>NO DRAWER DIVIDERS INCLUDED – Full Range on Pages 70-71</b> |                           |                                    |                           |
| CHD2000-8-C  | 8 Drawer Cabinet          | 3 x 100, 4 x 150, 1 x 225          | 1010W x 700D x 2000H      |
| CHD2000-10-C   | 10 Drawer Cabinet         | 2 x 75, 6 x 100, 1 x 150, 1 x 225  | 1010W x 700D x 2000H      |
| CHD2000-8A-C   | 8 Drawer Cabinet          | 3 x 100, 3 x 150, 1 x 250, 1 x 300 | 1010W x 700D x 2000H      |
| CHD2000-9-C  | 9 Drawer Cabinet          | 8 x 150, 1 x 100                   | 1010W x 700D x 2000H      |
| CHD2000-11-C   | 11 Drawer Cabinet         | 2 x 75, 3 x 100, 2 x 125, 4 x 150  | 1010W x 700D x 2000H      |
| CHD2000-13-C   | 13 Drawer Cabinet         | 4 x 75, 6 x 100, 2 x 125, 1 x 150  | 1010W x 700D x 2000H      |
| CHD-SFB  | Optional Forklift Base    |                                    | 125mm High                |
| CHD-STC  | Optional Sloping Top Roof |                                    | 270mm High                |

**HIGH QUALITY  
LARGE STOCK  
MEANS FAST  
DELIVERY**



CHD2000-10-C



CHD2000-8A-C



CHD2000-9-C



CHD2000-11-C



CHD2000-13-C





HIGH DENSITY TOOLS & PARTS STORAGE



# Storeman® Drawer Compartment Options for 1010 x 700mm Drawer Cabinets

The below options show drawer compartment options for our Storeman® drawer systems.

|                  | Order Codes |          |
|------------------|-------------|----------|
| For 75mm Drawer  | DDP-33/1    | DDP-33/2 |
| For 100mm Drawer | DDP-33/1    | DDP-33/2 |

Includes 33 Plastic Compartments



Includes 33 Plastic Compartments




|                  |          |          |
|------------------|----------|----------|
| For 75mm Drawer  | DDP-31/1 | DDP-99/1 |
| For 100mm Drawer | DDP-31/1 | DDP-99/1 |

Includes 31 Plastic Compartments



Includes 99 Plastic Compartments



|                  |              |              |
|------------------|--------------|--------------|
| For 75mm Drawer  | DDM-30/1-75  | DDM-42/1-75  |
| For 100mm Drawer | DDM-30/1-100 | DDM-42/1-100 |
| For 125mm Drawer | DDM-30/1-125 | DDM-42/1-125 |
| For 150mm Drawer | DDM-30/1-150 | N/A          |

Includes 30 Metal Compartments




Includes 42 Metal Compartments




|                  | Order Codes |             |
|------------------|-------------|-------------|
| For 75mm Drawer  | DDM-6/1-75  | DDM-9/1-75  |
| For 100mm Drawer | DDM-6/1-100 | DDM-9/1-100 |
| For 125mm Drawer | DDM-6/1-125 | DDM-9/1-125 |
| For 150mm Drawer | DDM-6/1-150 | DDM-9/1-150 |
| For 200mm Drawer | DDM-6/1-200 | DDM-9/1-200 |
| For 225mm Drawer | DDM-6/1-225 | DDM-9/1-225 |
| For 250mm Drawer | DDM-6/1-250 | DDM-9/1-250 |
| For 300mm Drawer | DDM-6/1-300 | DDM-9/1-300 |

Includes 6 Metal Compartments




Includes 9 Metal Compartments




|                  |              |              |
|------------------|--------------|--------------|
| For 75mm Drawer  | DDM-10/1-75  | DDM-15/1-75  |
| For 100mm Drawer | DDM-10/1-100 | DDM-15/1-100 |
| For 125mm Drawer | DDM-10/1-125 | DDM-15/1-125 |
| For 150mm Drawer | DDM-10/1-150 | DDM-15/1-150 |
| For 200mm Drawer | DDM-10/1-200 | DDM-15/1-200 |

Includes 10 Metal Compartments




Includes 15 Metal Compartments



|                  |              |              |
|------------------|--------------|--------------|
| For 75mm Drawer  | DDM-20/1-75  | DDM-25/1-75  |
| For 100mm Drawer | DDM-20/1-100 | DDM-25/1-100 |
| For 125mm Drawer | DDM-20/1-125 | DDM-25/1-125 |
| For 150mm Drawer | DDM-20/1-150 | DDM-25/1-150 |
| For 200mm Drawer | DDM-20/1-200 | N/A          |

Includes 20 Metal Compartments



Includes 25 Metal Compartments







## Storeman® Workstation Ply Timber Bench Range

- 40mm thick ply timber top
- Anti-tilt safety lockout system only allows 1 drawer to open per side at one time
- Heavy duty 100% extension runners
- Maximum 140kg per drawer
- Drawer key locking system
- Full range of adjustable drawer dividers/ compartment options

**NOTE:** Castors available – Just add “-C” to the end of the below workstation codes



| Order Code   | Description   | Dimensions (mm)<br>W x D x H |
|--|---|------------------------------|
| <b>NO DRAWER DIVIDERS INCLUDED – Full Range on Pages 70-71</b> |   |                              |
| <b>CHD-24DPT</b>   | 2 x 4 Drawer Cabinet Workstation with Ply Top       | 2020L x 760D x 910H          |
| <b>CHD-27DPT</b>   | 2 x 7 Drawer Cabinet Workstation with Ply Top       | 2020L x 760D x 910H          |
| <b>CHD-47DPT</b>   | 4 & 7 Drawer Cabinet Workstation with Ply Top       | 2020L x 760D x 910H          |
| <b>CHD-CCPT</b>  | 2 x 2 Door Cupboard Workstation with Ply Top        | 2020L x 760D x 910H          |
| <b>CHD-4DCPT</b>   | 4 Drawer & Cupboard Workstation with Ply Top        | 2020L x 760D x 910H          |
| <b>CHD-7DCPT</b>   | 7 Drawer & Cupboard Workstation with Ply Top        | 2020L x 760D x 910H          |
| <b>CWB-202SB</b>   | Blue Splashback for 2020mmW Workstations            | 2020L x 100H                 |
| <b>CHD-WB</b>  | Backboard to suit 2020mmW Workstations              | 2020L x 910H                 |
| <b>CHD-CAB</b>   | Clear Sliding Door Cabinet for 2020mmW Workstations | 2020L x 930H                 |

### 4 DRAWER

Drawer Front Heights (mm): 1 x 125, 1 x 150, 1 x 200, 1 x 250

### 7 DRAWER,

Drawer Front Heights (mm): 6 x 100, 1 x 125



**CHD-24DPT**



**CHD-27DPT**



**CHD-47DPT**



**CHD-CCPT**



**CHD-4DCPT**



**CHD-7DCPT**



**CWB-202SB**



**CHD-WB**



**CHD-CAB**





## Storeman® Workstation Galvanised Bench Range

- Galvanized workbench top
- Anti-tilt safety lockout system only allows 1 drawer to open per side at one time
- Heavy duty 100% extension runners
- Maximum 140kg per drawer
- Drawer key locking system
- Full range of adjustable drawer dividers/compartiment options

**NOTE:** Castors available – Just add “-C” to the end of the below workstation codes



| Order Code   | Description   | Dimensions (mm)<br>W x D x H |
|--|---|------------------------------|
| <b>NO DRAWER DIVIDERS INCLUDED – Full Range on Pages 70-71</b> |   |                              |
| <b>CHD-24DGT</b>   | 2 x 4 Drawer Cabinet Workstation with Gal. Top      | 2020L x 760D x 910H          |
| <b>CHD-27DGT</b>   | 2 x 7 Drawer Cabinet Workstation with Gal. Top      | 2020L x 760D x 910H          |
| <b>CHD-47DGT</b>   | 4 & 7 Drawer Cabinet Workstation with Gal. Top      | 2020L x 760D x 910H          |
| <b>CHD-CCGT</b>  | 2 x 2 Door Cupboard Workstation with Gal. Top       | 2020L x 760D x 910H          |
| <b>CHD-4DCGT</b>   | 4 Drawer & Cupboard Workstation with Gal. Top       | 2020L x 760D x 910H          |
| <b>CHD-7DCGT</b>   | 7 Drawer & Cupboard Workstation with Gal. Top       | 2020L x 760D x 910H          |
| <b>CWB-202SB</b>   | Blue Splashback for 2020mmW Workstations            | 2020L x 100H                 |
| <b>CHD-WB</b>  | Backboard to suit 2020mmW Workstations              | 2020L x 910H                 |
| <b>CHD-CAB</b>   | Clear Sliding Door Cabinet for 2020mmW Workstations | 2020L x 930H                 |

### 4 DRAWER

Drawer Front Heights (mm): 1 x 125, 1 x 150, 1 x 200, 1 x 250

### 7 DRAWER

Drawer Front Heights (mm): 6 x 100, 1 x 125



CHD-24DGT



CHD-27DGT



CHD-47DGT



CHD-CCGT



CHD-4DCGT



CHD-7DCGT



CWB-202SB



CHD-WB



CHD-CAB





## Storeman® Workstation Stainless Bench Range

- Stainless steel workbench top
- Anti-tilt safety lockout system only allows 1 drawer to open per side at one time
- Heavy duty 100% extension runners
- Maximum 140kg per drawer
- Drawer key locking system
- Full range of adjustable drawer dividers/compartiment options

**NOTE:** Castors available – Just add “-C” to the end of the below workstation codes

| Order Code   | Description   | Dimensions (mm)<br>W x D x H |
|--|---|------------------------------|
| <b>NO DRAWER DIVIDERS INCLUDED – Full Range on Pages 70-71</b> |   |                              |
| <b>CHD-24DST</b>   | 2 x 4 Drawer Cabinet Workstation with Stainless Top | 2020L x 760D x 910H          |
| <b>CHD-27DST</b>   | 2 x 7 Drawer Cabinet Workstation with Stainless Top | 2020L x 760D x 910H          |
| <b>CHD-47DST</b>   | 4 & 7 Drawer Cabinet Workstation with Stainless Top | 2020L x 760D x 910H          |
| <b>CHD-CCST</b>  | 2 x 2 Door Cupboard Workstation with Stainless Top  | 2020L x 760D x 910H          |
| <b>CHD-4DCST</b>   | 4 Drawer & Cupboard Workstation with Stainless Top  | 2020L x 760D x 910H          |
| <b>CHD-7DCST</b>   | 7 Drawer & Cupboard Workstation with Stainless Top  | 2020L x 760D x 910H          |
| <b>CWB-202SB</b>   | Blue Splashback for 2020mmW Workstations            | 2020L x 100H                 |
| <b>CHD-WB</b>  | Backboard to suit 2020mmW Workstations              | 2020L x 910H                 |
| <b>CHD-CAB</b>   | Clear Sliding Door Cabinet for 2020mmW Workstations | 2020L x 930H                 |

### 4 DRAWER

Drawer Front Heights (mm): 1 x 125, 1 x 150, 1 x 200, 1 x 250

### 7 DRAWER

Drawer Front Heights (mm): 6 x 100, 1 x 125



**CHD-24DST**



**CHD-27DST**



**CHD-47DST**



**CHD-CCST**



**CHD-4DCST**



**CHD-7DCST**



**CWB-202SB**



**CHD-WB**



**CHD-CAB**







## 2020 Series Storeman® Workstation Cabinets with Metal Doors

- High quality powdercoat finish & workmanship
- Anti-tilt safety lockout system only allows 1 drawer to open per side at one time
- Heavy duty 100% extension runners
- Maximum 140kg per drawer
- Save up to 80% storage space with high density storage
- Drawer locking system
- Full range of adjustable drawer dividers/compartment options

ENSURE YOUR TOOLS & PARTS ARE WHERE YOU NEED THEM, WHEN YOU NEED THEM



| Order Code  | Description                             | Drawer Front Heights (mm)          | Dimensions (mm) W x D x H |
|---|---|------------------------------------|---------------------------|
| NO DRAWER DIVIDERS INCLUDED – Full Range on Pages 70-71 |   |                                    |                           |
| CW-8DD-S  | 8 Drawer 2020 Workstation               | 2 x 125, 2 x 150, 2 x 200, 2 x 250 | 2020W x 700D x 1600H      |
| CW-8DD-S-C  | 8 Drawer 2020 Workstation with Castors  | 2 x 125, 2 x 150, 2 x 200, 2 x 250 | 2020W x 700D x 1800H      |
| CW-14DD-S   | 14 Drawer 2020 Workstation              | 12 x 100, 2 x 125                  | 2020W x 700D x 1600H      |
| CW-14DD-S-C   | 14 Drawer 2020 Workstation with Castors | 12 x 100, 2 x 125                  | 2020W x 700D x 1800H      |



## Storeman® 2020 Workstation Cabinets with Clear Doors

- Clear doors make viewing of goods quick and easy
- Anti-tilt safety lockout system only allows 1 drawer to open per side at one time
- High quality powdercoat finish & workmanship
- Heavy duty 100% extension runners
- Maximum 140kg per drawer
- Save up to 80% storage space with high density storage
- Drawer locking system
- Full range of adjustable drawer dividers/ compartment options



| Order Code   | Description                             | Drawer Front Heights (mm)          | Dimensions (mm) W x D x H |
|--|---|------------------------------------|---------------------------|
| <b>NO DRAWER DIVIDERS INCLUDED – Full Range on Pages 70-71</b> |   |                                    |                           |
| <b>CW-8DD-C</b>  | 8 Drawer 2020 Workstation               | 2 x 125, 2 x 150, 2 x 200, 2 x 250 | 2020W x 700D x 1600H      |
| <b>CW-8DD-C-C</b>  | 8 Drawer 2020 Workstation with Castors  | 2 x 125, 2 x 150, 2 x 200, 2 x 250 | 2020W x 700D x 1800H      |
| <b>CW-14DD-C</b>   | 14 Drawer 2020 Workstation              | 12 x 100, 2 x 125                  | 2020W x 700D x 1600H      |
| <b>CW-14DD-C-C</b>   | 14 Drawer 2020 Workstation with Castors | 12 x 100, 2 x 125                  | 2020W x 700D x 1800H      |







## Storeman® Heavy Duty Locker Station

This quality locker system is ideal for storage of equipment for personnel and different shift crews. Ensure that your equipment is where you need it when you need it!

- Each of the 4 lockers include 1 adjustable shelf
- Forklift base for easy positioning
- High quality powdercoat finish & workmanship
- Lockable



| Order Code | Description   | Dimensions (mm)            |
|------------|---|----------------------------|
| CHD-4LS    | Storeman Heavy Duty Locker Station with Steel Doors | 2020L x 700D x 1650mm High |
| CHD-4LC    | Storeman Heavy Duty Locker Station with Clear Doors | 2020L x 700D x 1620mm High |

ENSURE YOUR EQUIPMENT IS WHERE YOU NEED IT, WHEN YOU NEED IT



## 1010 Series Storeman® Storage Cabinet

This quality storage cabinet allows smart storage of your tools to assist in your 5S and lean programs. Organised tool storage assists in increased productivity.

- Includes 4 adjustable shelves + base level
- Lockable
- High quality powdercoat finish & workmanship

| Order Code | Description  | Dimensions (mm)            |
|------------|--|----------------------------|
| CW0D4-C    | Storage Cupboard with clear doors & 4 shelves + base | 1010W x 485D x 2000mm High |
| CW0D4-S    | Storage Cupboard with steel doors & 4 shelves + base | 1010W x 485D x 2000mm High |
| CW-ES      | Extra shelf for storage cupboard                     |                            |
| CHD-STW    | Optional Sloping top roof                            | 200mm High                 |







CW3D1-S

## 1010 Series Storeman® Workstation Cabinets with Metal Doors

- High quality powdercoat finish & workmanship
- Heavy duty 100% extension runners
- Maximum 100kg per drawer
- Lockable
- Includes 9 metal compartments per drawer

| Order Code                                     | Description                                       | Drawer Front Heights (mm) | Dimensions (mm) W x D x H |
|--|---|---------------------------|---------------------------|
| <b>DRAWERS INCLUDE 9 COMPARTMENTS PER DRAW</b> |   |                           |                           |
| CW3D1-S  | 3 Drawer Workstation with 1 Shelf                 | 1 x 75, 1 x 125, 1 x 200  | 1010W x 485D x 2000H      |
| CW3D3-S  | 3 Drawer Workstation with 3 Shelves               | 1 x 75, 1 x 125, 1 x 200  | 1010W x 485D x 2000H      |
| CW6D1-S  | 6 Drawer Workstation with 1 Shelf                 | 2 x 75, 2 x 125, 2 x 150  | 1010W x 485D x 2000H      |
| CW6D3-S  | 6 Drawer Workstation with 3 Shelves               | 2 x 75, 2 x 125, 2 x 150  | 1010W x 485D x 2000H      |
| CW-ES  | Extra Shelf for Single Workstation                |                           |                           |
| CHD-STW  | Optional Sloping Top Roof for Single Workstations |                           | 200mm High                |

INCLUDES 9 METAL COMPARTMENTS PER DRAWER



CHD-STW

SLOPING TOPS AVAILABLE



CW3D3-S



CW6D1-S



CW6D3-S

# Storeman® Workstation Cabinets with Clear Doors

- Clear doors make viewing of goods quick and easy
- High quality powdercoat finish & workmanship
- Heavy duty 100% extension runners
- Maximum 100kg per drawer
- Lockable
- Includes 9 metal compartments per drawer

| Order Code                                   | Description                                       | Drawer Front Heights (mm) | Dimensions (mm) W x D x H |
|--|---|---------------------------|---------------------------|
| <b>DRAWS INCLUDE 9 COMPARTMENTS PER DRAW</b> |   |                           |                           |
| CW3D1-C                                      | 3 Drawer Workstation with 1 Shelf                 | 1 x 75, 1 x 125, 1 x 200  | 1010W x 485D x 2000H      |
| CW3D3-C                                      | 3 Drawer Workstation with 3 Shelves               | 1 x 75, 1 x 125, 1 x 200  | 1010W x 485D x 2000H      |
| CW6D1-C                                      | 6 Drawer Workstation with 1 Shelf                 | 2 x 75, 2 x 125, 2 x 150  | 1010W x 485D x 2000H      |
| CW6D3-C                                      | 6 Drawer Workstation with 3 Shelves               | 2 x 75, 2 x 125, 2 x 150  | 1010W x 485D x 2000H      |
| CW-ES  | Extra Shelf for Single Workstation                |                           |                           |
| CHD-STW                                      | Optional Sloping Top Roof for Single Workstations |                           | 200mm High                |



CW3D1-C

EASILY VIEW YOUR TOOLS



CHD-STW

INCLUDES 9 METAL COMPARTMENTS PER DRAWER



HIGH DENSITY TOOLS & PARTS STORAGE





## Sloping Board Storeman® Workstation with Steel Doors

This quality storage cabinet allows smart storage of your tools to assist in your 5S and lean programs. Organised tool storage assists in increased productivity.

- Allows easy storage and viewing of tools
- Lockable
- Forklift base for easy positioning
- High quality powdercoat finish & workmanship

| Order Code | Description                          | Dimensions (mm)            |
|------------|--------------------------------------|----------------------------|
| CWSTB-S    | Steel Door Sloping Board Workstation | 1010W x 485D x 2000mm High |
| CHD-STW    | Optional Sloping top roof            | 200mm High                 |

ENSURE YOUR EQUIPMENT IS WHERE YOU NEED IT, WHEN YOU NEED IT



FULL RANGE OF TOOL HOOKS AVAILABLE PAGES 102 & 103

## Sloping Board Storeman® Workstation with Clear Doors

This quality storage cabinet allows smart storage of your tools to assist in your 5S and lean programs. Organised tool storage assists in increased productivity.

- Allows easy storage and viewing of tools
- Lockable
- Forklift base for easy positioning
- High quality powdercoat finish & workmanship

| Order Code | Description                          | Dimensions (mm)            |
|------------|--------------------------------------|----------------------------|
| CWSTB-C    | Clear Door Sloping Board Workstation | 1010W x 485D x 2000mm High |
| CHD-STW    | Optional Sloping top roof            | 200mm High                 |



**CLEAR DOORS  
ALLOW FOR FAST  
& EASY VIEWING**



**FULL RANGE OF  
TOOL HOOKS  
AVAILABLE  
PAGES 102 & 103**



## Storeman® Timber Top Workbench Series

- 40mm thick ply worktop
- Organise your workshop efficiently
- High quality powdercoat finish & workmanship
- Heavy duty 100% extension runners
- Underbench drawer & drawer trolley includes 9 metal compartments per drawer
- Lockable underbench drawers



CWB-T



CWB-T + CWB-2US



CWB-T + 2 x CWB-2US




CWB-T + CWB-4US

| Order Code | Description   | Drawer Front Heights (mm) | Dimensions (mm) W x D x H |
|------------|---|---------------------------|---------------------------|
| CWB-T      | Storeman Workbench with Ply Worktop                       |                           | 1800L x 760W x 910H       |
| CWB-B      | Backboard for Storeman Workbenches                        |                           | 1800W x 910H              |
| CWB-180SB  | Blue Splashback for 1800 Workbenches                      |                           | 1800L x 100H              |
| CWB-2US    | 2 Drawer Set (up to 2 per workbench)                      | 1 x 75, 1 x 125           | 600W x 470D x 270H        |
| CWB-4US    | 4 Drawer Set (up to 2 per workbench)                      | 1 x 75, 3 x 100           | 600W x 470D x 470H        |
| CWB-5DC    | Drawer Trolley to Fit under Workbench                     | 3 x 75, 1 x 125, 1 x 150  | 560W x 610D x 725H        |
| CWB-US     | Underbench shelf to suit 1800mm long Storeman workbenches |                           |                           |



CWB-T + CWB-4US & CWB-5DC



CWB-US

ENSURE YOUR TOOLS & PARTS ARE WHERE YOU NEED THEM, WHEN YOU NEED THEM



CWB-T + CWB-2US & CWB-5DC



CWB-T + CWB-B



CWB-T + CWB-B, CWB-4US & CWB-5DC

# Storeman® Galvanized Top Workbench Series

- Galvanized worktop
- Organise your workshop efficiently
- High quality powdercoat finish & workmanship
- Heavy duty 100% extension runners
- Underbench drawer & drawer trolley includes 9 metal compartments per drawer
- Lockable underbench drawers

| Order Code | Description   | Drawer Front Heights (mm) | Dimensions (mm) W x D x H |
|------------|---|---------------------------|---------------------------|
| CWB-G      | Storeman Workbench with Gal. Worktop                      |                           | 1800L x 760W x 910H       |
| CWB-B      | Backboard for Storeman Workbenches                        |                           | 1800W x 910H              |
| CWB-180SB  | Blue Splashback for 1800 Workbenches                      |                           | 1800W x 100H              |
| CWB-2US    | 2 Drawer Set (up to 2 per workbench)                      | 1 x 75, 1 x 125           | 600W x 470D x 270H        |
| CWB-4US    | 4 Drawer Set (up to 2 per workbench)                      | 1 x 75, 3 x 100           | 600W x 470D x 470H        |
| CWB-5DC    | Drawer Trolley to fit under Workbench                     | 3 x 75, 1 x 125, 1 x 150  | 560W x 610D x 725H        |
| CWB-US     | Underbench shelf to suit 1800mm long Storeman workbenches |                           |                           |



CWB-G



CWB-G + CWB-2US



CWB-G + 2 x CWB-2US



CWB-G + CWB-4US

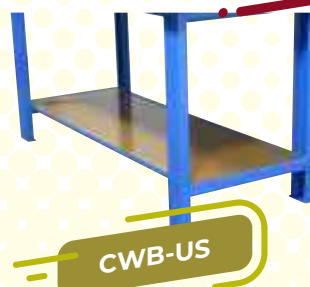


CWB-G + CWB-4US & CWB-5DC

**ENSURE YOUR TOOLS & PARTS ARE WHERE YOU NEED THEM, WHEN YOU NEED THEM**



CWB-G + CWB-B, CWB-4US & CWB-5DC



CWB-US



CWB-G + CWB-2US & CWB-5DC





## Storeman® Adjustable Height Workbench Series

- Adjust in 50mm increments (adjusts from 760 – 1110mm)
- Organise your workshop efficiently
- High quality powdercoat finish & workmanship

| Order Code | Description                            | Dimensions (mm)<br>W x D x H |
|------------|--|------------------------------|
| CWB-A-G    | Adjustable Workbench with Gal. Worktop | 1800L x 760W x 760/1100H     |
| CWB-A-T    | Adjustable Workbench with Ply Worktop  | 1800L x 760W x 760/1100H     |
| CWB-180SB  | Blue Splashback for 1800 Workbenches   | 1800L x 100H                 |



CWB-A-G



CWB-A-T


ADJUST THE HEIGHT TO SUIT YOUR REQUIREMENTS



## Storeman® Workbench Series with Castors

- Galvanized & ply worktop options
- Move your workbench where you need it
- 2 swivel & 2 swivel/brake castors
- High quality powdercoat finish & workmanship

| Order Code | Description                                    | Dimensions (mm)<br>W x D x H |
|------------|--|------------------------------|
| CWB-GC     | Storeman Workbench with Gal. Worktop & Castors | 1800L x 760W x 910H          |
| CWB-TC     | Storeman Workbench with Ply Worktop & Castors  | 1800L x 760W x 910H          |
| CWB-180SB  | Blue Splashback for 1800 Workbenches           | 1800L x 100H                 |









## Tool Storage Trolley with Charging Points

This versatile tool storage trolley comes with 4 heavy duty drawers as well as up top storage area with 8 power outlets. This unit is ideal for warehouse and workshop use and allows you to store your tools in the area that best suits your current task type.

- Include 2 x 4 power outlets in top of cabinet.
- Includes 2 outlet switches mounted on external of cabinet (both with RCD switches)
- Includes 2 hooks for hanging power leads (leads not supplied)
- Includes 4 storage drawers with 140kg Drawer Capacity
- Drawers have 1 drawer at a time opening safety mechanism
- Drawer face heights; 1 @125H, 1 @150H, 1 @200H, 1 @250H
- Must be used in a well ventilated area



| Order Code   | Description                               | Dimensions (mm)<br>W x D x H |
|--------------|---|------------------------------|
| CHD-1750-TCT | Tool Storage Trolley with Charging Points | 1010W x 700D x 1750H         |







## Backboard Light and Power Options

We have a large range of optional extra's available to suit your specific requirements.

*Talk to us today to discuss how we can help.*



| Order Code | Description   | Dimensions (mm) |
|------------|---|-----------------|
| CWB-TLB-L  | 1800mm long backboard with lighting & powerpoint – half tool hanging, half louvre | 1800L x 900H    |
| CWB-TB-L   | 1800mm long backboard with lighting & powerpoint – full tool hanging              | 1800L x 900H    |
| CWB-LB-L   | 1800mm long backboard with lighting & powerpoint – full louvre board              | 1800L x 900H    |
| CWB-TLB-L2 | 2020mm long backboard with lighting & powerpoint – half tool hanging, half louvre | 2020L x 900H    |
| CWB-TB-L2  | 2020mm long backboard with lighting & powerpoint – full tool hanging              | 2020L x 900H    |
| CWB-LB-L2  | 2020mm long backboard with lighting & powerpoint – full louvre board              | 2020L x 900H    |



## Storeman® Workbench Drawer/Desk Range

- Ideal for using as a seated workstation
- Galvanized, stainless & ply tops available
- Anti-tilt safety lockouts only allows 1 drawer to open per cabinet
- 100% heavy duty extension runners
- Maximum 140kg per drawer
- Drawer key locking system
- Full range of adjustable drawer dividers/compartiment options


| Order Code   | Description   | Dimensions (mm)<br>W x D x H |
|--|---|------------------------------|
| <b>NO DRAWER DIVIDERS INCLUDED – Full Range on Pages 70-71</b> |   |                              |
| CWD-L4DG   | Workbench with legs & 4 Drawer Cabinet - with Gal. Top      | 2020L x 760D x 910H          |
| CWD-LCG  | Workbench with legs & Cup-board - with Gal. Top             | 2020L x 760D x 910H          |
| CWD-L7DG   | Workbench with legs & 7 Drawer Cabinet - with Gal. Top      | 2020L x 760D x 910H          |
| CWD-L4DS   | Workbench with legs & 4 Drawer Cabinet - with Stainless Top | 2020L x 760D x 910H          |
| CWD-LCS  | Workbench with legs & Cup-board - with Stainless Top        | 2020L x 760D x 910H          |
| CWD-L7DS   | Workbench with legs & 7 Drawer Cabinet - with Stainless Top | 2020L x 760D x 910H          |
| CWD-L4DP   | Workbench with legs & 4 Drawer Cabinet - with Ply Top       | 2020L x 760D x 910H          |
| CWD-LCP  | Workbench with legs & Cup-board - with Ply Top              | 2020L x 760D x 910H          |
| CWD-L7DP   | Workbench with legs & 7 Drawer Cabinet - with Ply Top       | 2020L x 760D x 910H          |

### 4 DRAWER

Drawer Front Heights (mm): 1 x 125, 1 x 150, 1 x 200, 1 x 250

### 7 DRAWER

Drawer Front Heights (mm): 6 x 100, 1 x 125







## Storeman® Line Feed Trolley with Tool Hanging Panels

- Bring your tools to your work area
- Quality powdercoat finish
- Tool hanging panels – full range of tool holders available
- Bottom tray storage area
- 2 fixed & 2 lockable swivel castors
- Tool hooks & buckets not included – available separately

| Order Code | Description  | Dimensions (mm)<br>W x D x H |
|------------|--|------------------------------|
| CHD-LTH    | Line Feed Trolley<br><i>(Tool Hooks &amp; Buckets not included but available separately)</i> | 1000L<br>x 600D<br>x 1660H   |



FULL RANGE OF  
TOOL HOLDERS  
AVAILABLE  
PAGES  
102 & 103

# Storeman® Louvre Board Trolley

- Bring your parts to your work area
- Quality powdercoat finish
- Full range of buckets available to suit
- Bottom tray storage area
- 2 fixed & 2 lockable swivel castors



| Order Code           | Description  | Dimensions (mm)<br>W x D x H |
|----------------------|--|------------------------------|
| <b>CHD-LLT</b>       | Louvre Board Trolley<br><i>(Buckets not included but available separately)</i> | 1000L x 600D<br>x 1660H      |
| <b>BUCKET RANGE</b>  |  |                              |
| <b>CIH1000 - N5</b>  | Yellow Plastic Parts Bin   | 100 x 120 x 60               |
| <b>CIH1001 - N10</b> | Blue Plastic Parts Bin   | 100 x 178 x 85               |
| <b>CIH1002 - N20</b> | Red Plastic Parts Bin  | 135 x 225 x 125              |
| <b>CIH1003 - N30</b> | Yellow Plastic Parts Bin   | 205 x 280 x 165              |
| <b>CIH1004 - N40</b> | Blue Plastic Parts Bin   | 410 x 280 x 165              |
| <b>CIH1006 - N60</b> | Red Plastic Parts Bin  | 440 x 410 x 210              |
| <b>CIH1015</b>       | Plastic Divider to suit<br>CIH1003-N30 and<br>CIH1004-N40                      |                              |
| <b>CIH1020</b>       | Plastic Divider to suit<br>CIH1006-N60   |                              |







## Lockable Storeman® Tool Storage Locker

These tool storage lockers are ideal for keeping tools locked away whilst still allowing easy viewing. This secure tool storage system allows crews to keep their gear locked away ready for easy access at the start of their next shift. Ideal for workshops, maintenance areas, warehouses and more!

This lockable system means you can now regulate who has access to your tools, helping reduce pilfering and improve stock control.

- Secure your tools
- Padlockable
- Powdercoat finish



| Order Code         | Description                               | Dimensions (mm)<br>W x D x H |
|--------------------|---|------------------------------|
| CL226018-SB-LL-TH0 | Storeman Tool Storage Locker – No shelves | 1903 x 690 x 2110            |
| CL226018-SB-LL-TH1 | Storeman Tool Storage Locker – 1 shelf    | 1903 x 690 x 2110            |
| CL226018-SB-LL-TH2 | Storeman Tool Storage Locker – 2 shelves  | 1903 x 690 x 2110            |

**DIMENSIONS INCLUDES FRAME  
APPROX. SHELF AREA IS 1800MM LONG X 600MM WIDE**

LOCK AWAY  
YOUR TOOLS



FULL RANGE OF  
TOOL HOLDERS  
AVAILABLE  
PAGES  
102 & 103



# High Density Lockable Vertical Drawer Range

This unique vertical drawer system is able to be setup in multiple configurations to suit your specific needs. Fit more into your limited storage areas, saving up to 85% storage area.

- Reduce storage footprint
- Lockable
- Blue powdercoat finish
- Extra heavy duty drawer slides

| Order Code | Description   | Dimensions (mm) W x D x H |
|------------|---|---------------------------|
| CHPD-3     | Vertical drawers with 7 shelves per drawer                              | 1100W x 1030D x 2100H     |
| CHPD-TB    | Vertical Drawers with 2 toolboards per drawer                           | 1100W x 1030D x 2100H     |
| CHPD-E     | Vertical drawers with no toolboard or shelves                           | 1100W x 1030D x 2100H     |
| CHPD-ETB   | Toolboard to suit vertical drawers (2 required per drawer)              |                           |
| CHPD-ES    | Shelf to suit vertical drawer   |                           |
| CHPD-TFP   | Optional bolt-on forklift pockets for top of unit to move into position |                           |



**REDUCE 6M OF WALL TOOL STORAGE INTO 1M**







## Storeman® Single Sided Flight Line Tool Storage Cabinet

Traditionally these visual tool storage units have been utilised in the aviation industry which has always been a lean and efficiency driven sector. Due to most industries now embracing lean and efficiency principles these units are being utilised by in areas such manufacturing, assembly, maintenance, workshop and production areas.

Being able to lock away your tools and keep them protected from dust whilst still being able to see them is a huge benefit. We offer a full range of Storeman® tool holders for maximizing your tool storage.

- Clear doors allowing easy viewing of tools
- Protect your tools from dust and the elements
- Quality powdercoat finish
- Quality castors allowing easy movement
- Lockable

| Order Code        | Description                           | Dimensions (mm)<br>W x D x H |
|-------------------|---------------------------------------|------------------------------|
| <b>CHD-FLT-S1</b> | 1010 single sided flight line cabinet | 1010W x 485D x 2030mm High   |
| <b>CHD-FLT-S2</b> | 2020 single sided flight line cabinet | 2020W x 485D x 2030mm High   |



## Storeman® Double Sided Flight Line Tool Storage Cabinet

Traditionally these visual tool storage units have been utilised in the aviation industry which has always been a lean and efficiency driven sector. Due to most industries now embracing lean and efficiency principles these units are being utilised by in areas such manufacturing, assembly, maintenance, workshop and production areas.

Being able to lock away your tools and keep them protected from dust whilst still being able to see them is a huge benefit. We offer a full range of Storeman® tool holders for maximizing your tool storage.

- Clear doors allowing easy viewing of tools
- Protect your tools from dust and the elements
- Quality powdercoat finish
- Quality castors allowing easy movement
- Lockable



| Order Code | Description                           | Dimensions (mm)<br>W x D x H |
|------------|---------------------------------------|------------------------------|
| CHD-FLT-D1 | 1010 double sided flight line cabinet | 1010W x 970D x 2030mm High   |
| CHD-FLT-D2 | 2020 double sided flight line cabinet | 2020W x 970D x 2030mm High   |



FULL RANGE OF  
TOOL HOLDERS  
AVAILABLE  
PAGES  
102 & 103





**600mm DEPTH  
ALLOWS IT TO  
FIT THROUGH  
DOORWAYS**

## Maintenance & Service Trolley

These unique trolleys allow you to store all your equipment in 1 secure organised location! At 600mm depth this unit can also fit through standard doorways allowing easy access to the specific area where you need to work.

Keep your equipment secure & organised so it's there when you need it next! We offer a full range of Storeman® tool holders for maximizing your tool storage.

- Allows easy viewing of tools whilst keeping them secure
- Store all the items required for your maintenance or service task
- Quality powdercoat finish
- Quality castors allowing easy movement
- Padlockable
- Includes 4 castors, 2 swivel brake & 2 fixed
- Full range of tool holders available

| Order Code | Description                                     | Dimensions (mm)<br>W x D x H |
|------------|---|------------------------------|
| CMT-3STB   | Maintenance trolley with 2 shelves + tool panel | 1200W x 600D x 1900High      |
| CMT-5S     | Maintenance trolley with 4 shelves + base level | 1200W x 600D x 1900High      |






## Storeman® Tool Hanging Panels

In today's work environment it's critical to ensure your tools are where you need them when you need them. The use of these tool hanging panels allows your team to neatly store your tools in a way that they can be individually accessed quickly.

These 1020 x 460mm High panels are easily fixable to frames or walls and you can set them up in a configuration that suits your application.

- Ideal for hanging tools
- Add tool panels to suit your needs (fix to a wall or frame)
- Quality powdercoat finish
- Full range of tool holders available

| Order Code | Description        | Dimensions (mm)<br>Width x Height |
|------------|--------------------|-----------------------------------|
| CTHB-10246 | Tool Hanging Panel | 1020W x 460H                      |



FULL RANGE OF  
TOOL HOLDERS  
AVAILABLE  
PAGES  
102 & 103



# Storeman® Tool Holders

These zinc plated tool holders fit onto our Storeman® tool hanging panels. Make your tool storage simple and easy.

|              |   |   |   |  |   |   |
|--------------|---|---|---|--|---|---|
| <b>Codes</b> | <b>TH01</b>   | <b>TH02</b>   | <b>TH03</b>   | <b>TH04</b>  | <b>TH05</b>   | <b>TH06</b>   |
|              |    |    |    |    |    |    |
|              | 50mm Single Hook  | 25mm Single Hook  | 60mm Single Hook  | 80mm Single Hook   | Single Spring Clip Hook   | Double Spring Clip Hook   |
| <b>Codes</b> | <b>TH07</b>   | <b>TH08</b>   | <b>TH09</b>   | <b>TH10</b>  | <b>TH11</b>   | <b>TH12</b>   |
|              |    |    |    |    |    |    |
|              | 70mm U Hook   | 150mm U Hook  | 115mm Angle U Hook  | 75mm Angle Double Hook   | 160mm 3 Prong Hook  | 7 Prong Hook  |
| <b>Codes</b> | <b>TH13</b>   | <b>TH14</b>   | <b>TH15</b>   | <b>TH16</b>  | <b>TH17</b>   | <b>TH18</b>   |
|              |  |  |  |  |  |  |
|              | 60mm Half Round Hook  | 8 Spanner Holder  | 7 Screwdriver Holder  | Allen Key Holder   | Drill Bit Holder  | Double File Holder  |
| <b>Codes</b> | <b>TH19</b>   | <b>TH20</b>   | <b>TH21</b>   | <b>TH22</b>  | <b>TH23</b>   | <b>TH24</b>   |
|              |  |  |  |  |  |  |
|              | Hammer/Bottle Holder  | 3 Hacksaw Hook  | Triple Spray Can Holder   | 200 x 100 Plastic Bin/Holder   | 450 x 170 x 100 Metal Tray  | 225 x 175 x 65 Metal Tray   |
| <b>Codes</b> | <b>TH25</b>   | <b>TH26</b>   |   |  |   |   |
|              |  |  |   |  |   |   |
|              | 470 x 300 x 200 Mesh Basket   | Lead & Belt Hook  |   |  |   |   |

## Storeman® Tool Holder Kits

These zinc plated tool holders fit onto our Storeman® tool hanging panels.  
Make your tool storage simple and easy.

### TH20 KIT

#### INCLUDES


- 2 x TH01
- 5 x TH02
- 5 x TH04
- 1 x TH07
- 1 x TH10
- 1 x TH12
- 1 x TH13
- 1 x TH15
- 1 x TH19
- 1 x TH20
- 1 x TH24



### TH40 KIT

#### INCLUDES

- 3 x TH01
- 8 x TH02
- 10 x TH04
- 2 x TH05
- 2 x TH07
- 1 x TH10
- 1 x TH12
- 2 x TH13
- 1 x TH14
- 1 x TH15
- 1 x TH16
- 1 x TH17
- 3 x TH19
- 1 x TH20
- 2 x TH22
- 1 x TH24







## 980mm Series Storeman® Tool & Parts Trolleys

- Anti-tilt safety lockout system only allows 1 drawer to open at a time
- Heavy duty 100% extension runners
- Maximum 140kg per drawer
- Single key central locking system
- Available with a 25mm thick ply top
- Full range of adjustable drawer dividers/compartment options



| Order Code   | Description                             | Drawer Front Heights (mm)          | Dimensions (mm)<br>W x D x H |
|--|---|------------------------------------|------------------------------|
| <b>NO DRAWER DIVIDERS INCLUDED – Full Range on Pages 70-71</b> |   |                                    |                              |
| <b>CHD-980-4C</b>  | 4 Drawer Cabinet with Castors           | 1 x 125, 1 x 150, 1 x 200, 1 x 250 | 1010L x 700D x 980H          |
| <b>CHD-980-7C</b>  | 7 Drawer Cabinet with Castors           | 6 x 100, 1 x 125                   | 1010L x 700D x 980H          |
| <b>CHD-980-4CP</b>   | 4 Drawer Cabinet with Castors & Ply Top | 1 x 125, 1 x 150, 1 x 200, 1 x 250 | 1010L x 700D x 1005H         |
| <b>CHD-980-7CP</b>   | 7 Drawer Cabinet with Castors & Ply Top | 6 x 100, 1 x 125                   | 1010L x 700D x 1005H         |



## 1390mm Series Storeman® Tool & Parts Trolleys

- Anti-tilt safety lockout system only allows 1 drawer to open at a time
- Heavy duty 100% extension runners
- Maximum 140kg per drawer
- Single key central locking system
- Available with a 25mm thick ply top
- Full range of adjustable drawer dividers/ compartment options

| Order Code   | Description                              | Drawer Front Heights (mm)            | Dimensions (mm)<br>W x D x H |
|--|--|--------------------------------------|------------------------------|
| <b>NO DRAWER DIVIDERS INCLUDED – Full Range on Pages 70-71</b> |  |                                      |                              |
| <b>CHD-1390-8C</b>   | 8 Drawer Cabinet with Castors            | 3 x 100,<br>4 x 150,<br>1 x 225      | 1010L x<br>700D x<br>1390H   |
| <b>CHD-1390-10C</b>  | 10 Drawer Cabinet with Castors           | 2 x 75, 6 x 100,<br>1 x 150, 1 x 225 | 1010L x<br>700D x<br>1390H   |
| <b>CHD-1390-8CP</b>  | 8 Drawer Cabinet with Castors & Ply Top  | 3 x 100,<br>4 x 150,<br>1 x 225      | 1010L x<br>700D x<br>1415H   |
| <b>CHD-1390-10CP</b>   | 10 Drawer Cabinet with Castors & Ply Top | 2 x 75, 6 x 100,<br>1 x 150, 1 x 225 | 1010L x<br>700D x<br>1415H   |







## 1750mm Series Storeman® Tool & Parts Trolleys

- Anti-tilt safety lockout system only allows 1 drawer to open at a time
- Clear doors make viewing of goods quick and easy
- Heavy duty 100% extension runners
- Maximum 140kg per drawer
- Single key central locking system
- Full range of adjustable drawer dividers/compartment options

| Order Code   | Description                                  | Drawer Front Heights (mm)          | Dimensions (mm) W x D x H |
|--|--|------------------------------------|---------------------------|
| <b>NO DRAWER DIVIDERS INCLUDED – Full Range on Pages 70-71</b> |  |                                    |                           |
| <b>CHD-1750-4C</b>   | 4 Drawer Cabinet with Castors & Open Top     | 1 x 125, 1 x 150, 1 x 200, 1 x 250 | 1010L x 700D x 1750H      |
| <b>CHD-1750-4C-S</b>   | 4 Drawer Cabinet with Castors & Metal Doors  | 1 x 125, 1 x 150, 1 x 200, 1 x 250 | 1010L x 700D x 1750H      |
| <b>CHD-1750-4C-C</b>   | 4 Drawer Cabinet with Castors & Clear Doors  | 1 x 125, 1 x 150, 1 x 200, 1 x 250 | 1010L x 700D x 1750H      |
| <b>CHD-1750-7C</b>   | 7 Drawer Cabinet with Castors & Open Top     | 6 x 100, 1 x 125                   | 1010L x 700D x 1750H      |
| <b>CHD-1750-7C-S</b>   | 7 Drawer Cabinet with Castors & Metal Doors  | 6 x 100, 1 x 125                   | 1010L x 700D x 1750H      |
| <b>CHD-1750-7C-C</b>   | 7 Drawer Cabinet with Castors & Clear Doors  | 6 x 100, 1 x 125                   | 1010L x 700D x 1750H      |
| <b>CHD-775-TP</b>  | Tool Hanging Panel to fit inside Top Cabinet |                                    |                           |



## Storeman® Workshop Computer Storage Cabinet

- Protect your computer from dust and the elements
- Quality powdercoat finish
- Pullout drawer for keyboard and monitor
- Lockable
- Fan to protect against overheating
- Large storage area for computer monitor



| Order Code | Description              | Dimensions (mm)<br>W x D x H |
|------------|--------------------------|------------------------------|
| CHD-PCS    | Computer Storage Cabinet | 800W x 715D<br>x 1600H       |







## 5 Tier Heavy Duty Storage Trolley

These storage trolleys are ideal for storage of stock, parts & tools. Their open design allows access from both sides making picking easy as you move them through your packing line or workshop area.

- Quality powdercoat finish
- Quality castors allowing easy movement

| Order Code | Description                       | Dimensions (mm)<br>W x D x H |
|------------|-----------------------------------|------------------------------|
| C4TST      | 5 Tier Heavy Duty Storage Trolley | 1280W x 800D x 2000High      |



FULL RANGE  
OF BUCKETS  
AVAILABLE  
CALL US TO  
DISCUSS



## Kanban Trolley

This Kanban trolley is ideal for assisting in your lean manufacturing process. This trolley is ideally setup for smart storage of your inventory, allowing easy restocking and access.

- Quality powdercoat finish
- Quality castors allowing easy movement
- Includes 4 sloping shelves



| Order Code | Description    | Dimensions (mm)<br>W x D x H |
|------------|----------------|------------------------------|
| CSKT       | Kanban Trolley | 1280W x 800D<br>x 2000High   |

FULL RANGE  
OF BUCKETS  
AVAILABLE  
CALL US TO  
DISCUSS








CONFIGURE TO YOUR NEEDS

## Storeman® Louvre Panels

Louvre Panel Boards are designed to hang plastic bins for small parts storage. These panels are easy to fix to walls studs or frames and are supplied in a 1020mm W x 460mm H panel allowing you to configure this system to your exact needs. With these panels any wall surface can be turned into useful parts storage space.

- Powdercoat finish
- Configure to your needs
- Full range of buckets available

| Order Code | Description             | Dimensions W x H (mm) |
|------------|-------------------------|-----------------------|
| CLHB-10246 | Storeman® Louvre Panels | 1020 x 460            |



PARTS STORAGE MADE EASY



## Stackable Plastic Parts Bins

Stackable plastic parts bins are designed for small parts storage. These strong plastic bins withstand the heavy workloads of everyday workshop environments. Commonly used on shelving and the larger sizes can have dividers inserted for split storage.

| Order Code    | Description   | Dimensions W x D x H (mm) |
|---------------|---|---------------------------|
| CIH1000 - N5  | Yellow Plastic Parts Bin                            | 100 x 120 x 60            |
| CIH1001 - N10 | Blue Plastic Parts Bin                              | 100 x 178 x 85            |
| CIH1002 - N20 | Red Plastic Parts Bin                               | 135 x 225 x 125           |
| CIH1003 - N30 | Yellow Plastic Parts Bin                            | 205 x 280 x 165           |
| CIH1004 - N40 | Blue Plastic Parts Bin                              | 410 x 280 x 165           |
| CIH1006 - N60 | Red Plastic Parts Bin                               | 440 x 410 x 210           |
| CIH1015       | Plastic Divider to suit CIH1003-N30 and CIH1004-N40 |                           |
| CIH1020       | Plastic Divider to suit CIH1006-N60                 |                           |

HAVE YOUR PARTS WHERE YOU NEED THEM, WHEN YOU NEED THEM

**BUY DIRECT & SAVE**

# SHELVING SYSTEMS

|  |     |  |     |
|--|-----|--|-----|
| 1800mm Long Storeman® Longspan Shelving with MDF shelves   | 112 | Storeman® Easy Rack Shelving                             | 127 |
| 2400mm Long Storeman® Longspan Shelving with MDF shelves   | 113 | Storeman® Easy Rack Bolt Storage Shelving                | 128 |
| 1800mm Long Storeman® Longspan Shelving with Mesh Decks    | 114 | Storeman® Easy Rack with Small Parts Buckets             | 130 |
| 2400mm Long Storeman® Longspan Shelving with Mesh Decks    | 115 | Storeman® Easy Rack with Medium Parts Buckets            | 130 |
| Storeman® 1800 Longspan with Small Buckets                 | 116 | Storeman® Easy Rack with Large Parts Buckets             | 131 |
| Storeman® 2400 Longspan with Small Buckets                 | 117 | Storeman® Easy Rack with Mixed Parts Buckets             | 131 |
| Storeman® 1800 Longspan with Large Buckets                 | 118 | Freestanding Hose Storage Rack with Track System         | 132 |
| Storeman® 2400 Longspan with Large Buckets                 | 119 | Hose Storage Kit with Track System for Pallet Racking    | 133 |
| Storeman® 1800L Shelves with Wide Extra Heavy Duty Buckets | 120 | Mobile Hose Storage Rack                                 | 134 |
| Storeman® Easy Pick Racks                                  | 121 | V Belt Storage Hooks to suit Containit Hose Rack Modules | 136 |
| Storeman® Longspan Shelving with Attached Lid Containers   | 122 | V Belt Storage Racks                                     | 137 |
| Lockable Storeman® Longspan Shelving                       | 123 | Small Series Cantilever Racking                          | 138 |
| Lockable Bunded Storeman® Longspan Shelving                | 124 | Small, Medium & Large Gravity Feed Carton Flow Racks     | 140 |
| Bunded Storeman® Longspan Shelving                         | 125 | Wire Mesh Decks & Dividers to suit Pallet Racking        | 141 |
| 1800mm Long Storeman® Tyre Storage Racks                   | 126 | HEAVY DUTY - Modular Mesh Locker Series                  | 142 |





END FRAME  
SUPPLIED  
ASSEMBLED

## 1800mm Long Storeman® Longspan Shelving with MDF shelves

Shelving helps create an efficient, organised workplace where everything has a place. This shelving is suitable for many uses such as tools, equipment, materials and stock. Storeman® shelving is also available in 2400 long bays and available separately with mesh decks.

- Each bay includes 4 shelves  
– extra shelves available
- Add bays & extra shelves to suit your needs
- 18mm thick heavy duty MDF shelves
- 500kg WLL evenly distributed per shelf
- Quality powdercoated finish
- End frames supplied assembled for easy installation

| Order Code  | Description                             | Dimensions (mm)<br>L x D x H |
|-------------|---|------------------------------|
| CL224018-SB | 400mm Deep Starter Bay (inc. 4 Shelves) | 1903L x 400D x 2250 High     |
| CL224018-AB | 400mm Deep Add-On Bay (inc. 4 Shelves)  | 1853L x 400D x 2250 High     |
| CL4018SH    | 400mm Deep Extra Shelf with MDF         | 1800L x 400D                 |
| CL226018-SB | 600mm Deep Starter Bay (inc. 4 Shelves) | 1903L x 600D x 2250 High     |
| CL226018-AB | 600mm Deep Add-On Bay (inc. 4 Shelves)  | 1853L x 600D x 2250 High     |
| CL6018SH    | 600mm Deep Extra Shelf with MDF         | 1800L x 600D                 |

LENGTH OF SHELVING INCLUDES END FRAME  
ACTUAL SHELF IS 1800MM LONG

500KG WLL  
EVENLY  
DISTRIBUTED  
PER SHELF



## 2400mm Long Storeman® Longspan Shelving with MDF shelves

Shelving helps create an efficient, organised workplace where everything has a place. This shelving is suitable for many uses such as tools, equipment, materials and stock. Storeman® shelving is also available in 1800 long bays and available separately with mesh decks.

- Each bay includes 4 shelves  
– extra shelves available
- Add bays & extra shelves to suit your needs
- 18mm thick heavy duty MDF shelves
- 400kg WLL evenly distributed per shelf
- Quality powdercoated finish
- End frames supplied assembled for easy installation

| Order Code  | Description                             | Dimensions (mm)<br>L x D x H |
|-------------|---|------------------------------|
| CL224024-SB | 400mm Deep Starter Bay (inc. 4 Shelves) | 2503L x 400D x 2250 High     |
| CL224024-AB | 400mm Deep Add-On Bay (inc. 4 Shelves)  | 2453L x 400D x 2250 High     |
| CL4024SH    | 400mm Deep Extra Shelf with MDF         | 2400L x 400D                 |
| CL226024-SB | 600mm Deep Starter Bay (inc. 4 Shelves) | 2503L x 600D x 2250 High     |
| CL226024-AB | 600mm Deep Add-On Bay (inc. 4 Shelves)  | 2453L x 600D x 2250 High     |
| CL6024SH    | 600mm Deep Extra Shelf with MDF         | 2400L x 600D                 |

**LENGTH OF SHELVING INCLUDES END FRAME  
ACTUAL SHELF IS 2400MM LONG**



**400KG WLL  
EVENLY  
DISTRIBUTED  
PER SHELF**



**END FRAME  
SUPPLIED  
ASSEMBLED**







## 1800mm Long Storeman® Longspan Shelving with Mesh Decks

Shelving helps create an efficient, organised workplace where everything has a place. This shelving is suitable for many uses such as tools, equipment, materials and stock. Storeman shelving is also available in 2400 long bays and available separately with MDF shelves.

- Each bay includes 4 shelves – extra shelves available
- Add bays & extra shelves to suit your needs
- Heavy duty mesh deck shelves
- 500kg WLL evenly distributed per shelf
- Quality powdercoated finish & zinc plated mesh decks
- End frames supplied assembled for easy installation



| Order Code    | Description                             | Dimensions (mm) L x D x H |
|---------------|---|---------------------------|
| CL224018-SB-M | 400mm Deep Starter Bay (inc. 4 Shelves) | 1903L x 400D x 2250 High  |
| CL224018-AB-M | 400mm Deep Add-On Bay (inc. 4 Shelves)  | 1853L x 400D x 2250 High  |
| CL4018SH-M    | 400mm Deep Extra Shelf with Mesh Deck   | 1800L x 400D              |
| CL226018-SB-M | 600mm Deep Starter Bay (inc. 4 Shelves) | 1903L x 600D x 2250 High  |
| CL226018-AB-M | 600mm Deep Add-On Bay (inc. 4 Shelves)  | 1853L x 600D x 2250 High  |
| CL6018SH-M    | 600mm Deep Extra Shelf with Mesh Deck   | 1800L x 600D              |
| CMDD-3040     | Mesh Divider                            | 400L x 300H               |
| CMDD-3060     | Mesh Divider                            | 600L x 300H               |

**LENGTH OF SHELVING INCLUDES END FRAME  
ACTUAL SHELF IS 1800MM LONG**



## 2400mm Long Storeman® Longspan Shelving with Mesh Decks

Shelving helps create an efficient, organised workplace where everything has a place. This shelving is suitable for many uses such as tools, equipment, materials and stock. Storeman shelving is also available in 1800 long bays and available separately with MDF shelves.

- Each bay includes 4 shelves – extra shelves available
- Add bays & extra shelves to suit your needs
- Heavy duty mesh deck shelves
- 400kg WLL evenly distributed per shelf
- Quality powdercoated finish & zinc plated mesh decks
- End frames supplied assembled for easy installation



400KG WLL  
EVENLY  
DISTRIBUTED  
PER SHELF

| Order Code    | Description                             | Dimensions (mm)<br>L x D x H |
|---------------|---|------------------------------|
| CL224024-SB-M | 400mm Deep Starter Bay (inc. 4 Shelves) | 2503L x 400D x 2250 High     |
| CL224024-AB-M | 400mm Deep Add-On Bay (inc. 4 Shelves)  | 2453L x 400D x 2250 High     |
| CL4024SH-M    | 400mm Deep Extra Shelf with Mesh Deck   | 2400L x 400D                 |
| CL226024-SB-M | 600mm Deep Starter Bay (inc. 4 Shelves) | 2503L x 600D x 2250 High     |
| CL226024-AB-M | 600mm Deep Add-On Bay (inc. 4 Shelves)  | 2453L x 600D x 2250 High     |
| CL6024SH-M    | 600mm Deep Extra Shelf with Mesh Deck   | 2400L x 600D                 |
| CMDD-3040     | Mesh Divider                            | 400L x 300H                  |
| CMDD-3060     | Mesh Divider                            | 600L x 300H                  |

**LENGTH OF SHELVING INCLUDES END FRAME  
ACTUAL SHELF IS 2400MM LONG**



END FRAME  
SUPPLIED  
ASSEMBLED

DIVIDERS  
AVAILABLE







**INCLUDES  
36 PLASTIC  
BUCKETS  
PER BAY**

**END FRAME  
SUPPLIED  
ASSEMBLED**

## Storeman® 1800 Longspan with Small Buckets

Longspan with small buckets is ideal for parts storage. Whether you're storing general parts quantities for your workshop or a bulk distribution centre application, these units can improve your efficiency and improve your organisation.

- Each bay includes 36 buckets
- Bucket sizes are  
410mmL x 270mmW x 200mm High
- Reduce picking time whilst  
creating a tidy workplace
- Quality powdercoated finish
- End frames supplied assembled  
for easy installation

| Order Code     | Description                                   | Dimensions<br>(mm)<br>L x D x H |
|----------------|---|---------------------------------|
| CL224018-SB-SB | Longspan Starter Bay –<br>Includes 36 Buckets | 1903L x 400D<br>x 2250 High     |
| CL224018-AB-SB | Longspan Add-On Bay –<br>Includes 36 Buckets  | 1853L x 400D<br>x 2250 High     |

**LENGTH OF SHELVING INCLUDES END FRAME  
ACTUAL SHELF IS 1800MM LONG**



## Storeman® 2400 Longspan with Small Buckets

Longspan with small buckets is ideal for parts storage. Whether you're storing general parts quantities for your workshop or a bulk distribution centre application, these units can improve your efficiency and improve your organisation.

- Each bay includes 54 buckets
- Bucket sizes are 410mmL x 270mmW x 200mm High
- Reduce picking time whilst creating a tidy workplace
- Quality powdercoated finish
- End frames supplied assembled for easy installation



| Order Code     | Description                                | Dimensions (mm)<br>L x D x H |
|----------------|--|------------------------------|
| CL224024-SB-SB | Longspan Starter Bay – Includes 54 Buckets | 2503L x 400D x 2250 High     |
| CL224024-AB-SB | Longspan Add-On Bay – Includes 54 Buckets  | 2453L x 400D x 2250 High     |

**LENGTH OF SHELVING INCLUDES END FRAME  
ACTUAL SHELF IS 2400MM LONG**







## Storeman® 1800 Longspan with Large Buckets

Longspan with large buckets is ideal for storage of parts, materials, equipment etc. These units help improve your efficiency and your organisation, whether you need to improve the layout in your packing area or store stock in your warehouse.

- Each bay includes 16 buckets
- Bucket sizes are 600mmL x 400mmW x 325mm High
- Reduce picking time whilst creating a tidy workplace
- Quality powdercoated finish
- End frames supplied assembled for easy installation



| Order Code     | Description                                | Dimensions (mm)<br>L x D x H |
|----------------|--|------------------------------|
| CL224018-SB-SB | Longspan Starter Bay – Includes 36 Buckets | 1903L x 400D x 2250 High     |
| CL224018-AB-SB | Longspan Add-On Bay – Includes 36 Buckets  | 1853L x 400D x 2250 High     |

**LENGTH OF SHELVING INCLUDES END FRAME  
ACTUAL SHELF IS 1800MM LONG**



## Storeman® 2400 Longspan with Large Buckets

Longspan with large buckets is ideal for storage of parts, materials, equipment etc. These units help improve your efficiency and your organisation, whether you need to improve the layout in your packing area or store stock in your warehouse.

- Each bay includes 24 buckets
- Bucket sizes are 600mmL x 400mmW x 325mm High
- Reduce picking time whilst creating a tidy workplace
- Quality powdercoated finish
- End frames supplied assembled for easy installation



| Order Code     | Description                                | Dimensions (mm)<br>L x D x H |
|----------------|--|------------------------------|
| CL224024-SB-SB | Longspan Starter Bay – Includes 54 Buckets | 2503L x 400D x 2250 High     |
| CL224024-AB-SB | Longspan Add-On Bay – Includes 54 Buckets  | 2453L x 400D x 2250 High     |

**LENGTH OF SHELVING INCLUDES END FRAME  
ACTUAL SHELF IS 2400MM LONG**







## Storeman® 1800L Shelves with Wide Extra Heavy Duty Buckets

Longspan with extra heavy duty buckets is ideal for wide parts storage that must be stored on 400mm deep shelving. This is typically used in areas with aisle constraints where wider parts need to be contained. If parts are of a general nature our shelving with small parts buckets is more economical and provides more bin locations. As these buckets are extra heavy duty this option is also great for applications where bins will be carried full of parts.

- Each bay includes 24 buckets
- Bucket sizes are 410mmL x 440mmW x 210mm High
- Reduce picking time whilst creating a tidy workplace
- Quality powdercoated finish
- End frames supplied assembled for easy installation

| Order Code     | Description                                | Dimensions (mm)<br>L x D x H |
|----------------|--|------------------------------|
| CL224018-SB-PB | Longspan Starter Bay – Includes 24 Buckets | 1903L x 400D x 2250 High     |
| CL224018-AB-PB | Longspan Add-On Bay – Includes 24 Buckets  | 1853L x 400D x 2250 High     |

**LENGTH OF SHELVING INCLUDES END FRAME  
ACTUAL SHELF IS 1800MM LONG**



## Storeman® Easy Pick Racks

Easy pick racks are a unique system designed to reduce picking time and allow high visibility of tools & parts in warehousing & distribution applications. These units are also ideal for workshops and packing areas as your tools/equipment can be stored neatly and the angle of the boxes allows you to quickly see your tools and materials.

- Reduce picking time whilst creating a tidy workplace
- Each bay includes relevant quantity of 52L red plastic boxes (12 or 16)
- Quality powdercoated finish
- End frames supplied assembled for easy installation



| Order Code  | Description                                    | Dimensions (mm)<br>L x D x H |
|-------------|--|------------------------------|
| CLEPR-12-SB | Easy Pick Rack Starter Bay – Includes 12 Boxes | 1903L x 600D x 2250 High     |
| CLEPR-12-AB | Easy Pick Rack Add-On Bay – Includes 12 Boxes  | 1853L x 600D x 2250 High     |
| CLEPR-16-SB | Easy Pick Rack Starter Bay – Includes 16 Boxes | 1903L x 600D x 2250 High     |
| CLEPR-16-AB | Easy Pick Rack Add-On Bay – Includes 16 Boxes  | 1853L x 600D x 2250 High     |

**LENGTH OF SHELVING INCLUDES END FRAME  
ACTUAL SHELF IS 2400MM LONG**







**SHELVES  
HAVE A 400KG  
WLL EVENLY  
DISTRIBUTED**



**EACH BAY  
INCLUDES  
24 X 60L  
ATTACHED LID  
CONTAINERS**

## Storeman® Longspan Shelving with Attached Lid Containers

This excellent storage solution allows neat, dust free storage in an economical way. Ideal for storage of tools, parts, stock, archives etc.

- Each bay includes 24 x 60L attached lid containers
- Attached lid containers are dust/weather resistant
- Shelves have a 400kg WLL evenly distributed
- Quality powdercoated finish
- Shelves have 18mm thick heavy duty MDF shelves
- End frames supplied assembled for easy installation

| Order Code     | Description                             | Dimensions (mm)<br>L x D x H |
|----------------|---|------------------------------|
| CL226024-SB-AL | 600mm Deep Starter Bay (inc. 4 Shelves) | 2503L x 600D x 2250 High     |
| CL226024-AB-AL | 600mm Deep Add-on Bay (inc. 4 Shelves)  | 2453L x 600D x 2250 High     |

**LENGTH OF SHELVING INCLUDES END FRAME  
ACTUAL SHELF IS 2400MM LONG**



# Lockable Storeman® Longspan Shelving

Lockable shelving is ideal for locking away expensive or critical items that you can't afford to go missing. It also makes control of stock easier (such as PPE), meaning you can distribute the correct quantity of goods rather than items going to waste in the field when not needed.

- Secure your stock
- Padlockable
- Powdercoat finish
- MDF or mesh shelves available
- Starter bays supplied assembled for ease of installation



| Order Code          | Description                                    | Dimensions (mm)<br>L x D x H |
|---------------------|--|------------------------------|
| <b>MDF Shelves</b>  |  |                              |
| CL226018-SB-LL      | Lockable Longspan Starter Bay (inc. 4 Shelves) | 1903L x 690D x 2110 High     |
| CL226018-AB-LL      | Lockable Longspan Add-On Bay (inc. 4 Shelves)  | 1853L x 690D x 2110 High     |
| CL6018SH            | 600mm Deep Extra Shelf with MDF                | 1800L x 600D                 |
| <b>Mesh Shelves</b> |  |                              |
| CL226018-SB-LL-M    | Lockable Longspan Starter Bay (inc. 4 Shelves) | 1903L x 690D x 2110 High     |
| CL226018-AB-LL-M    | Lockable Longspan Add-On Bay (inc. 4 Shelves)  | 1853L x 690D x 2110 High     |
| CL6018SH-M          | 600mm Deep Extra Shelf with Mesh               | 1800L x 600D                 |
| CL226018-SB-CR      | PVC Weather Cover for Lockable Longspan        |                              |

**SHELVING DIMENSIONS INCLUDES FRAME  
APPROX SHELF AREA IS 1800MM LONG X 600MM WIDE**

**EXTRA HEAVY DUTY**

**500KG WLL  
EVENLY  
DISTRIBUTED  
PER SHELF**







## Lockable Bunded Storeman® Longspan Shelving

Lockable bundled longspan is a fantastic way to lock away your drums as well as keeping them bundled to catch any spills. This new lockable shelving means you can regulate who has access to your drums, helping reduce pilfering and improve stock control.

This unit is ideal for workshops, warehouses, shipping containers etc. These bunds are supplied complete with bungs for release of any spills that occur. The mesh shelves allow for any spilt liquid to easily drain directly into the sump. As each level is banded you don't have the risk of liquid going over shelves on lower levels. Optional weather cover available for outside use.



- Secure your stock
- Each shelf is individually banded
- Padlockable
- Powdercoat finish
- Starter bays supplied assembled for ease of installation



| Order Code      | Description                                    | Dimensions (mm)<br>L x D x H |
|-----------------|--|------------------------------|
| CL226018-SB-LBL | Starter Bay – Includes 4 Bunds and Mesh Decks  | 1903 x 690 x 2110            |
| CL6018SH-B      | Extra Shelf to suit Bunded Longspan            | 1800L x 600D                 |
| CL226018-SB-CR  | PVC Weather Cover for Lockable Bunded Longspan |                              |

**SHELVING DIMENSIONS INCLUDES FRAME  
APPROX. SHELF AREA IS 1800MM LONG X 600MM WIDE**



## Bunded Storeman® Longspan Shelving

This unique concept is fantastic for storage of drums in workshops, warehouses, shipping containers etc. These bunds are supplied complete with bungs for release of any spills that occur. The mesh shelves allow for any spilt liquid to easily drain directly into the sump. As each level is bunded you don't have the risk of liquid going over shelves on lower levels. Fast and easy to assemble and help reduce the risk of messy and costly spills.

- Prevent messy spills
- Each shelf is individually bunded
- Powdercoat finish
- End frames supplied assembled for ease of installation

| Order Code    | Description                                   | Dimensions (mm)<br>L x D x H |
|---------------|---|------------------------------|
| CL226018-SB-B | Starter Bay – Includes 4 Bunds and Mesh Decks | 1903 x 600 x 2250            |
| CL226018-AB-B | Add-On Bay – Includes 4 Bunds and Mesh Decks  | 1853 x 600 x 2250            |
| CL6018SH-B    | Extra Shelf to suit Bunded Longspan           |                              |



CATCHES  
DRUM LEAKS

AVOID MESSY SPILLS



ADD BAYS  
TO SUIT  
YOUR NEEDS





## 1800mm Long Storeman® Tyre Storage Racks

Storage of tyres has been made easy with the Storeman® Tyre Storage Racks. This simple to install system has end frames supplied assembled meaning your setup time is minimal.

Poor storage reduces efficiency and morale. Contact us today to discuss a storage solution for your tyres.

- Quality steel construction
- Powdercoated finish
- Add bays & extra shelves to suit your needs
- 500kg WLL evenly distributed per level
- End frames supplied assembled for easy installation



| Order Code     | Description                                    | Dimensions (mm)<br>L x D x H |
|----------------|--|------------------------------|
| CL224018-SB-TR | 400mm Deep Starter Bay (inc. 3 Storage Levels) | 1903L x 400D x 2250 High     |
| CL224018-AB-TR | 400mm Deep Add-On Bay (inc. 3 Storage Levels)  | 1853L x 400D x 2250 High     |

**LENGTH OF SHELVING INCLUDES END FRAME  
ACTUAL SHELF IS 1800MM LONG**



# Storeman® Easy Rack Shelving

This unique shelving is a modular system that allows you to add bays to suit your storage needs. Ideal for storage of tools, boxes, materials etc. in warehouses, workshops, distribution centres and more.

- Each bay includes 6 shelves  
– extra shelves available
- Add bays & extra shelves to suit your needs
- Heavy duty steel shelves
- Quality powdercoated finish
- End frames supplied assembled for easy installation



| Order Code   | Description  | Dimensions (mm)<br>L x D x H |
|--|--|------------------------------|
| <b>STANDARD DUTY – 115KG WLL EVENLY DISTRIBUTED PER SHELF</b>    |  |                              |
| CS204010-SB  | Standard Starter Bay<br>(6 Shelves inc.<br>Top & Bottom Levels)    | 1065L x 435D<br>x 2000 High  |
| CS204010-AB  | Standard Add-On Bay<br>(6 Shelves inc.<br>Top & Bottom Levels)     | 1015L x 435D<br>x 2000 High  |
| CS4010-SHELF   | 400mm Deep Extra Shelf   | 1000W x 400D                 |
| <b>EXTRA HEAVY DUTY – 250KG WLL EVENLY DISTRIBUTED PER SHELF</b> |  |                              |
| CS204010-SB-HD   | Heavy Duty Starter Bay<br>(6 Shelves inc.<br>Top & Bottom Levels)  | 1065L x 435D<br>x 2000 High  |
| CS204010-AB-HD   | Heavy Duty Add-On Bay<br>(6 Shelves inc.<br>Top & Bottom Levels)   | 1015L x 435D<br>x 2000 High  |
| CS4010-SHELF-HD  | Heavy Duty<br>400mm Deep Extra Shelf                               | 1000W x 400D                 |
| <b>BELOW ITEMS SUIT BOTH SHELVING TYPES</b>                      |  |                              |
| CS2010-BP  | Blue Powdercoated Steel Sheet Back Panel<br>(supplied as 2 pieces) |                              |
| CS2010-EP  | Blue Powdercoated Steel Sheet End Panel<br>(supplied as 2 pieces)  |                              |
| CS2010-ST  | Metal Shelf Stoppers for<br>Sides & Back of 1 Shelf Level          | 110mm High                   |







**HEAVY DUTY**



**215KG WLL  
EVENLY  
DISTRIBUTED  
PER SHELF**

## Storeman® Easy Rack Bolt Storage Shelving

These heavy duty bolt storage units are ideal for storage of many bolt sizes. The adjustable dividers make this system flexible to setup and adjust if your needs change.

- Adjustable dividers
- Add bays to suit your needs
- 215kg WLL evenly distributed per shelf
- Quality powdercoated finish

| Order Code | Description  | Dimensions (mm)<br>L x D x H |
|------------|--|------------------------------|
| CEBR-30-SB | Starter Bay – Bolt Rack with 30 Compartments (Compartments approx. 195mm wide)                       | 1065L x 435D x 2000 High     |
| CEBR-30-AB | Add-On Bay – Bolt Rack with 30 Compartments (Compartments approx. 195mm wide)                        | 1015L x 435D x 2000 High     |
| CEBR-60-SB | Starter Bay – Bolt Rack with 60 Compartments (Compartments approx. 97.5mm wide)                      | 1065L x 435D x 2000 High     |
| CEBR-60-AB | Add-On Bay – Bolt Rack with 60 Compartments (Compartments approx. 97.5mm wide)                       | 1015L x 435D x 2000 High     |
| CEBR-0-SB  | Starter Bay – Bolt Rack with no Compartments (Choose Dividers to suit your needs – max. 9 per level) | 1065L x 435D x 2000 High     |
| CEBR-0-AB  | Add-On Bay – Bolt Rack with no Compartments (Choose Dividers to suit your needs – max. 9 per level)  | 1015L x 435D x 2000 High     |
| CEBR-ED    | Extra Divider  |                              |

### OPTIONAL SHEET PANELS

|           |   |  |
|-----------|---|--|
| CS2010-BP | Blue Powdercoated Steel Sheet Back Panel (supplied as 2 pieces) |  |
| CS2010-EP | Blue Powdercoated Steel Sheet End Panel (supplied as 2 pieces)  |  |







**SHELVING SYSTEMS**







## Storeman® Easy Rack with Small Parts Buckets

This economical parts storage option is awesome for storage of small parts. This unit includes 120 buckets each with 2 dividers, which gives you 360 storage compartments.

- Includes 120 buckets at 390L x 115W x 90mm High
- Each bucket includes 2 adjustable dividers
- Add bays to suit your needs
- Shelving has quality powdercoated finish
- End frames supplied assembled for easy installation

| Order Code | Description                                       | Dimensions (mm)<br>L x D x H |
|------------|---|------------------------------|
| CERB-S-SB  | Starter Bay<br>(includes 120 Small Parts Buckets) | 1065L x 435D x 2000 High     |
| CERB-S-AB  | Add-On Bay<br>(includes 120 Small Parts Buckets)  | 1015L x 435D x 2000 High     |

HEAVY DUTY



## Storeman® Easy Rack with Medium Parts Buckets

This economical parts storage option is awesome for storage of small parts. This unit includes 60 buckets each with 2 dividers, which gives you 180 storage compartments.

- Includes 60 buckets at 390L x 230W x 90mm High
- Each bucket includes 2 adjustable dividers
- Add bays to suit your needs
- Shelving has quality powdercoated finish
- End frames supplied assembled for easy installation

| Order Code | Description                                       | Dimensions (mm)<br>L x D x H |
|------------|---|------------------------------|
| CERB-M-SB  | Starter Bay<br>(includes 60 Medium Parts Buckets) | 1065L x 435D x 2000 High     |
| CERB-M-AB  | Add-On Bay<br>(includes 60 Medium Parts Buckets)  | 1015L x 435D x 2000 High     |

## Storeman® Easy Rack with Large Parts Buckets

This economical parts storage option is awesome for storage of small parts. This unit includes 44 buckets each with 2 dividers, which gives you 132 storage compartments.

- Includes 40 buckets at 390L x 230W x 140mm High
- Includes 4 buckets at 390L x 230W x 90mm High
- Each bucket includes 2 adjustable dividers
- Add bays to suit your needs
- Shelving has quality powdercoated finish
- End frames supplied assembled for easy installation

| Order Code | Description   | Dimensions (mm)<br>L x D x H   |
|------------|---|--------------------------------|
| CERB-L-SB  | Starter Bay<br>(includes 44 Large/<br>Medium Parts Buckets) | 1065L x<br>435D x 2000<br>High |
| CERB-L-AB  | Add-On Bay<br>(includes 44 Large/<br>Medium Parts Buckets)  | 1015L x 435D<br>x 2000 High    |



## Storeman® Easy Rack with Mixed Parts Buckets

This economical parts storage option has 3 bucket sizes allowing for storage of varying parts sizes. This unit includes 68 buckets each with 2 dividers, which gives you 204 storage compartments.

- Includes 32 buckets at 390L x 115W x 90mm High
- Includes 16 buckets at 390L x 230W x 90mm High
- Includes 20 buckets at 390L x 230W x 140mm High
- Each bucket includes 2 adjustable dividers
- Add bays to suit your needs
- Shelving has quality powdercoated finish
- End frames supplied assembled for easy installation

| Order Code | Description                                | Dimensions (mm)<br>L x D x H   |
|------------|--|--------------------------------|
| CERB-E-SB  | Starter Bay<br>(includes 68 Parts Buckets) | 1065L x<br>435D x 2000<br>High |
| CERB-E-AB  | Add-On Bay<br>(includes 68 Parts Buckets)  | 1015L x 435D<br>x 2000 High    |







## Freestanding Hose Storage Rack with Track System

The unique hose storage racks are the ultimate space saving solution. Each rack includes 6 sliding modules allowing operators to move modules out of the way to access the specific hose they require.

Not only does this unit save space, it helps reduce picking time and reduces the chance of hoses being damaged in storage.

- Each rack includes 6 sliding modules with 8 lanyards per module
- Powdercoat finish
- Heavy duty
- Store up to 200 hoses per bay

UNIQUE SLIDING TRACK SYSTEM

STORES UP TO 200 HOSES PER BAY

| Order Code     | Description                                  | Dimensions (mm)<br>L x D x H |
|----------------|--|------------------------------|
| CL228424-SB-HR | Hose Rack Starter Bay – Includes 48 lanyards | 2503L x 840D x 2250 High     |
| CL228424-AB-HR | Hose Rack Add-On Bay – Includes 48 lanyards  | 2243L x 840D x 2250 High     |
| CHR-RL         | Extra rubber lanyard/hook                    |                              |





## Hose Storage Kit with Track System for Pallet Racking

The unique hose storage solution is designed to fit into standard Australian pallet racking whilst still allowing pallets to use the beams above. This is the ultimate space saving solution. Each kit includes 7 sliding modules allowing operators to move modules out of the way to access the specific hose they require.

Not only does this unit save space, it helps reduce picking time and reduces the chance of hoses being damaged in storage.

- Suits standard 840mm deep Australian pallet racking
- Powdercoat finish
- Heavy duty
- Store up to 230 hoses per bay



FITS ONTO  
2600 OR 2750MM  
WIDE BEAMS

UNIQUE SLIDING  
TRACK SYSTEM

| Order Code | Description                               | Includes                        |
|------------|---|---------------------------------|
| CHR-7M56L  | Hose Storage Kit to suit 2750mm wide beam | 7 modules and 56 hooks/lanyards |
| CHR-7M48L  | Hose Storage Kit to suit 2600mm wide beam | 6 modules and 48 hooks/lanyards |
| CHR-RL     | Extra rubber lanyard/hook                 |                                 |







## Mobile Hose Storage Rack

Reduce setup time for your maintenance tasks whilst preventing damage to your hydraulic hoses. These units also save space in your workshop area, freeing up valuable space for other activities.

Each rack includes 6 sliding modules allowing operators to move modules out of the way to access the specific hose they require.

- Includes 6 sliding modules with 8 lanyards per module
- Powdercoated finish with heavy duty galvanized grated deck
- Heavy duty castors
- Extra lanyards available

**REDUCE  
MAINTENANCE  
TASK SETUP TIME**

| Order Code | Description                                     | Dimensions (mm)<br>L x D x H |
|------------|---|------------------------------|
| CHR-MR     | Mobile Hose Storage Rack – Includes 48 lanyards | 2503L x 840D x 2250 High     |
| CHR-RL     | Extra rubber lanyard/hook                       |                              |











## V Belt Storage Hooks to suit Containit Hose Rack Modules

This V belt storage hook series is designed to fit onto the Containit hose rack module series allowing you to increase your storage of v belts whilst reducing the risk of damaging them too.

Supplied with Rubber fitted to top & bottom hanging sections.

**Call our team today to discuss the best solution for your v belt storage.**

| Order Code | Description                               | Dimensions (mm) L x D x H |
|------------|---|---------------------------|
| CHR-VBH    | V Belt Combo Kit to suit Hose Rack Module | 750mm High x 150mm Deep   |
| CVBH-S     | Small section of v belt hook              |                           |
| CVBH-L     | Large section of v belt hook              |                           |





## V Belt Storage Racks

These unique v belt storage racks are designed to make storage of v belt's easier, safer and more organised than previously.

This modular system can be joined together or even used in back to back configuration.



| Order Code      | Description  | Dimensions (mm)<br>L x D x H |
|-----------------|--|------------------------------|
| CVBELT-18040-SB | 1800 V Belt Storage Rack Starter Bay – Includes 30 hooks | 1903L x 400D x 2250H         |
| CVBELT-18040-AB | 1800 V Belt Storage Rack Add-on Bay – Includes 30 hooks  | 1853L x 400D x 2250H         |
| CVBELT-24040-SB | 2400 V Belt Storage Rack Starter Bay – Includes 39 hooks | 2503L x 400D x 2250H         |
| CVBELT-24040-AB | 2400 V Belt Storage Rack Add-on Bay – Includes 39 hooks  | 2453L x 400D x 2250H         |







## Small Series Cantilever Racking

- Powdercoated finish
- Heavy duty construction
- Single & back to back available
- Supplied flatpacked for freight saving
- Max column capacity: 1700Kg
- Max arm capacity 290Kg

| Order Code                       | Description   |
|----------------------------------|---|
| <b>COLUMN &amp; BASE OPTIONS</b> |   |
| CCR-23SB-9                       | 2300mm High Post with single base to suit 900mm long arms                                     |
| CCR-23DB-9                       | 2300mm High Post with double base to suit 900mm long arms (allows arms on both sides of post) |
| CCR-30SB-9                       | 3000mm High Post with single base to suit 900mm long arms                                     |
| CCR-30DB-9                       | 3000mm High Post with double base to suit 900mm long arms (allows arms on both sides of post) |
| <b>ARM OPTIONS</b>               |   |
| CCR-900A                         | 900mm adjustable arm with metal safety pin (Max 290kg capacity)                               |
| <b>BRACING KIT OPTIONS</b>       |   |
| CCR-23B9                         | 900mm wide brace kit to suit 2300mm high column   |
| CCR-23B12                        | 1200mm wide brace kit to suit 2300mm high column  |
| CCR-23B15                        | 1500mm wide brace kit to suit 2300mm high column  |
| CCR-30B9                         | 900mm wide brace kit to suit 3000mm high column   |
| CCR-30B12                        | 1200mm wide brace kit to suit 3000mm high column  |
| CCR-30B15                        | 1500mm wide brace kit to suit 3000mm high column  |











**IDEAL FOR KANBAN APPLICATIONS**



**HEAVY DUTY**



## Small, Medium & Large Gravity Feed Carton Flow Racks

Gravity feed carton flow racks are ideal for operations looking to run at peak efficiency. These units are used in Kanban processes to help ensure continual supply of parts to your manufacturing, assembly, maintenance or picking operation.

- 4 Shelves per rack - each shelf includes 14 roller tracks
- Includes 2 lane dividers per shelf to prevent items falling off side
- Powdercoat finish
- Holes for roller track locations every 50mm
- Supplied flatpacked

| Order Code                      | Description  | Dimensions (mm)<br>L x D x H |
|---------------------------------|--|------------------------------|
| CRR-22120105-414                | Small Carton Flow Rack                               | 1050L x 1220D x 2250 High    |
| CRR-22120105-414-C              | Small Carton Flow Rack with 100mmØ Castors           | 1050L x 1220D x 2375 High    |
| CRR-120-LD                      | Lane divider to suit 1220D rack                      |                              |
| CRR-120-RT                      | Roller track to suit 1220D rack                      |                              |
| CPB-101040                      | Parts buckets with 2 dividers (maximum 21 per shelf) | 390L x 115W x 90 High        |
| <b>1800 SERIES MEDIUM RACKS</b> |  |                              |
| CRR-22120180-414                | 1800 Medium Carton Flow Rack                         | 1903L x 1220D x 2250 High    |
| CRR-22120180-414-C              | 1800 Medium Carton Flow Rack with 160mmØ Castors     | 1903L x 1220D x 2450 High    |
| <b>2400 SERIES MEDIUM RACKS</b> |  |                              |
| CRR-22120240-414                | 2400 Medium Carton Flow Rack                         | 2503L x 1220D x 2250 High    |
| CRR-22120240-414-C              | 2400 Medium Carton Flow Rack with 160mmØ Castors     | 2503L x 1220D x 2450 High    |
| <b>OPTIONAL ACCESSORIES</b>     |  |                              |
| CRR-120-LD                      | Lane divider to suit 1220D rack                      |                              |
| CRR-120-RT                      | Roller track to suit 1220D rack                      |                              |
| CPB-201040                      | Parts buckets with 2 dividers (maximum 21 per shelf) | 390L x 230W x 90 High        |
| <b>1800 SERIES LARGE RACKS</b>  |  |                              |
| CRR-22208180-414                | 1800 Large Carton Flow Rack                          | 1903L x 2085D x 2250 High    |
| <b>2400 SERIES LARGE RACKS</b>  |  |                              |
| CRR-22208240-414                | 2400 Large Carton Flow Rack                          | 2503L x 2085D x 2250 High    |
| <b>OPTIONAL ACCESSORIES</b>     |  |                              |
| CRR-208-LD                      | Lane divider to suit 2085D rack                      |                              |
| CRR-208-RT                      | Roller track to suit 2085D rack                      |                              |

## Wire Mesh Decks & Dividers to suit Pallet Racking

Wire mesh decks are used on pallet racks for storage of cartons, skids and other small or awkward items that can't be stored safely on standard racking. These decks help allow warehouse sprinkler systems to distribute water without blockages in the case of a fire. Mesh decks are also great for moisture prone areas as they won't sag when wet like timber board. Mesh dividers available to help organise your storage.

- Fits standard Australian size pallet racking
- Prevent dust/dirt build-up on shelves
- Allows light penetration
- Allows better water distribution for fire sprinkler systems

| Order Code  | Description  | Dimensions (mm) |
|-------------|--|-----------------|
| WMD-12885-4 | Mesh Deck with 4 Support Channels – Fit 2 per 2600mm Bay | 1250L x 850W    |
| WMD-13585-4 | Mesh Deck with 4 Support Channels – Fit 2 per 2750mm Bay | 1350L x 850W    |
| WMD-D       | Wire Mesh Divider with Securing Clips                    | 840L x 300H     |




**CARTON & SKID  
STORAGE  
MADE EASY**



**EXCELLENT  
LIGHT  
PENETRATION  
& VISIBILITY**





## HEAVY DUTY Modular Mesh Locker Series

This modular mesh locker series is designed to fill a huge range of applications. With standard options available to suit almost every application you can get more value for your budget.

Mesh design allows for airflow and this unique anti-tamper design ensures fixings aren't accessible from outside of locker, reducing ability to easily pilfer items from storage lockers.

- Zinc plated finish
- Blue Powdercoated shelves
- Adjustable feet (allows 130mm height adjustment)
- Supplied Flatpacked for onsite assembly
- Multiple shelf location points
- Padlockable
- Anti-tamper design


| Order Code | Description  | Dimensions (mm)<br>W x D x H |
|------------|--|------------------------------|
| CML-1DF    | 1 Door locker<br>(includes 2 shelves)              | 800W x 595D<br>x 1863 High   |
| CML-2DF    | 2 Door locker<br>(includes 2 shelves)              | 800W x 595D<br>x 1863 High   |
| CML-3DF    | 3 Door locker                                      | 800W x 595D<br>x 1863 High   |
| CML-ES     | Extra blue Powdercoated shelf                      |                              |
| CML-FB     | Optional forklift base                             |                              |
| CML-HT     | Optional sloping top                               |                              |
| CML-HR     | Optional hanging rail (fits to underside of shelf) |                              |







HEAVY DUTY







BUY DIRECT & SAVE

# ADJUSTABLE ACCESS PLATFORMS & LADDERS

|                                |     |
|--------------------------------|-----|
| Equiptec Giraffe               | 145 |
| Equiptec Monkey MX21           | 150 |
| VRS Squirrel Series            | 154 |
| Order Picker Access Platforms  | 156 |
| Modular Access Platform System | 157 |

**Built for safety, comfort  
and fast turn arounds**

**Built for YOU!**



Equiptec  
**Giraffe**  
Own the high ground



## **It goes without saying, but if you are comfortable and confident you can produce your very best.**

That's what the Giraffe does for your people... providing a spacious, strong, easily accessed and firm deck, at the position and height that best suits them to work their maintenance magic safely and in absolute confidence.

Your plant maintenance can be done faster – sometime lots faster – and your gear can be back in action quicker saving big dollars. Everyone wins with the Giraffe.

- Handpump adjustment over 1350mm in height while deck cantilever remains the same allowing consistent access to multiple different height jobs
- Wide easy climb stairs do not change angle throughout adjustment range
- No vertical climbing
- Extra long free cantilever deck includes 3 exit gates
- Huge range of options can be retrofitted

The Giraffe units have been tested and confirmed to meet or exceed the strength, stability and all other applicable requirements for the following standards:

- AS/NZS 1576.1:2019 (Australia and New Zealand)
- ANSI-ASC A14.7-2011 (USA)
- CSA Z11-12 (Canada)



# Nine great benefits

Replace multiple fixed height platforms with one versatile high quality multi-use unit. The result is a truly versatile workstation.

The Giraffe can nose its way into many different situations, giving comfortable, constant grade stair access. The wide, flat deck makes previously awkward, dangerous and time consuming jobs easy, safe, and very efficient.



1 Efficient to climb with constant grade stair at any platform height.



2 Anti sway platform locks. Physical lock at every step height.



3 Gate gives access to work surface off the end or either side.



4 Safe and steady height adjustment with hydraulic safety valve + decent speed control.



5 Minimal floor footprint that remains the same for all platform heights.



6 Easy to load and transport with forklift pockets in chassis.



7 Reach over obstacles with generous 1.74m platform.




8 Climb or descend spacious, easy gradient stairs effortlessly.



9 Prevent falls down the stair with the firm safety bar.







# Giraffe Height Range

One base model reaching up to 4.7m

|  | Deck Height Range | Overall Width | Overall Length | Platform Width | Platform Length |
|--|-------------------|---------------|----------------|----------------|-----------------|
| <b>CAHP-GBU</b><br>               | 1.5m to 2.9m      | 1456mm        | 4495mm         | 780mm          | 1786mm          |
| <b>CAHP-GBU + CAHP-G1SE</b><br>  | 1.8m to 3.1m      | 1456mm        | 4750mm         | 780mm          | 1786mm          |
| <b>CAHP-GBU + CAHP-G2SE</b><br> | 2.0m to 3.3m      | 1456mm        | 4945mm         | 780mm          | 1786mm          |
| <b>CAHP-GBU + CAHP-G4SE</b><br> | 2.4m to 3.8m      | 1900mm        | 5395mm         | 780mm          | 1786mm          |
| <b>CAHP-GBU + CAHP-G8SE</b><br> | 3.7m to 4.7m      | 2500mm        | 7270mm         | 780mm          | 1786mm          |

# Optional Accessories

The Giraffe AHP system includes many retrofittable base options allowing you to configure a more exact solution for your access challenges. And when your needs change... so can your Giraffe!



CAHP-GHD

## Hammerhead Deck

If you need to have 2 workers working side by side... the Hammerhead is your answer. With a capacity of 200kg WLL this deck not only gives more room, but also offers both side gates and individually removable front facing gates. That's great unobstructed access to the workface on one or both sides.



CAHP-GSD

## Slide Out Deck

The Slide Out Deck allows you to reach out up to 2.9m over an obstacle, even with a 150kg loading. It still features 3 exit gates as does the standard deck and rolls out effortlessly at any height. Once you are finished with it, simply slide it back in out of the way.



CAHP-G9AD

## Angled Deck

When you are faced with tight space the Giraffe Angled Deck will save you precious room. With the ability to park your Giraffe parallel to your work project and "walk the plank" straight out at 90 degrees from the main deck... this option is awesome! With a 150kg capacity it includes an end gate and the same pack components can be assembled either to the right hand or left hand sides.







Equiptec  
**Monkey**  
 Own the high ground



**Work is safer, faster,  
 smarter with a  
 Monkey AHP!**

## Maintenance team morale booster

...and they will respond with safer work practices and faster turnaround... meaning less downtime for your profit producing gear and less stress over potential accidents.

The Monkey AHP delivers the above with simple, rapid deployment and a strong, sturdy working platform at the right ergonomic height. Maintenance staff love it!

- Fast height adjustment over 1250mm - 6 heights in 6 seconds!  
 (Hydraulic handpump optional)
- Deck cantilever distance remains constant
- Wide, easy climb anti-slip treads with constant pitch throughout adjustment range
- No vertical climbing
- Huge range of options (all can be retrofitted)

The Monkey AHP units have been tested and confirmed to meet or exceed the strength, stability and all other applicable requirements for the following standards:

- AS/NZS 1576.1:2019 (Australia and New Zealand)
- ANSI-ASC A14.7-2011 (USA)
- CSA Z11-12 (Canada)

# Seven great benefits

A solitary Monkey AHP can replace multiple fixed height platforms.

The Monkey can be used as both a work deck or an accessway. Efficient in use and efficient to store... here are a few more great Monkey benefits!



1 Extra tough, sturdy and stable workdeck with fully compliant guard and handrails.



2 Room to work on this generously sized work deck... it will handle you and your gear, WLL250kg.




3 Self closing, full size front gate.



4 Convenient solid rear gate, swings up or down.



5 Easy to climb with constant grade access and super tough, anti-slip hi-viz treads.



6 Fits multiple jobs with 6 height installments.



7 Rapid spring assisted adjustment.





# AHP Monkey Configurations

Own the high ground!



**Monkey CAHP-MBC**  
Shown with  
CAHP-M4B Go Base

**Monkey CAHP-MBC**  
Shown with  
CAHP-M4B Go Base &  
CAHP-MHK hydraulic kit

**Monkey CAHP-MBC**  
Shown with  
CAHP-M4B Go Base,  
CAHP-MECD extended  
cantilever deck &  
CAHP-MHK hydraulic kit

| Order Code | Product                              | Description   |
|------------|--------------------------------------|---|
| CAHP-MBC   | Standard Monkey Unit without Castors | For use as standard or with multiple optional accessories.  |
| CAHP-M4B   | 4 Wheel Base                         | Allows easier manoeuvring around your workshop. For longer distance moves, use the front wheel directional locks. When set to climb, just standing on the bottom tread auto locks all 4 wheel brakes. Increases overall width to 1177mm and overall length to 2242mm. |
| CAHP-MAT   | All Terrain Kit                      | This option allows you to work outdoors and off the hard stand. The 4 rubber wheels allow movement around some uneven areas. It also has 4 independently adjustable jacks that provide stability and the ability to level the unit on undulating sites.               |
| CAHP-M4SE  | 4 Step Sub Chassis                   | Additional height is gained through sub chassis extension kits. These fit easily with all other base kits (4 wheels base + All Terrain) and the height adjusting ratchet is lowered so it remains at a comfortable reach height.                                      |
| CAHP-MECD  | Extended Cantilever Kit              | Gives awesome reach capacity - up to 1.2m straight out! This 'bolt on' accessory (including the neatly stowed counterweight system) creates an amazing long deck that noses right up to that difficult job.   |
| CAHP-MHK   | Hydraulic Kit                        | For use with the extended cantilever kit (due to the extra weight). Can also be used on the standard unit for even easier operation.  |

## Base options

The Monkey AHP system includes many retrofittable base options allowing you to configure a more exact solution for your access challenges. And when your needs change... so can your Monkey AHP!



CAHP-M4B



CAHP-MAT



CAHP-M4SE

### Go-Base

Glide around the workshop on 4 wheels. For longer distance moves, use the front wheel directional locks for easy guidance. Flick them off again in seconds for close up manoeuvres if needed. And when you are set to climb, just standing on the bottom tread auto locks all 4 wheel brakes firmly!

#### Request Code

CAHP-M4B if you would like your Monkey to have a go base.

### All Terrain Kit

This option allows you to work outdoors and off the hard stand. With 4 rubber wheels the MX21 can be pushed over metal yards and it also has 4 independently adjustable jacks that provide both stability and the ability to level the MX21 on undulating sites.

#### Request Code

CAHP-MAT if you would like your Monkey to have an all terrain kit.

### 4 Step Sub Chassis

Additional height is gained through sub chassis extension kits. These fit easily with all other base kits (Go-Base + All Terrain) and the height adjusting ratchet is lowered so it remains at a comfortable reach height.

#### Request Code

CAHP-M4SE if you would like your Monkey to have a 4 step extension.





**SQUIRREL  
SERIES**

**Shift it, lift it, climb it...  
All from one position.  
Fast. Effective. Safe.**

## Portable height adjustable step platform

The VRS Squirrel Series brings the safety and efficiency of the VRS platform adjustability right down to the office, home, apartment building... or any other relatively confined space.

- Four deck heights from as low as 740mm, up to 1440mm
- Walk it from room to room... straight through the door
- The correct, safe handrail height at each level

**NEW MODEL  
AVAILABLE  
AUGUST 2023**

The VRS Squirrel units have been tested and confirmed to meet or exceed the strength, stability and all other applicable requirements for the following standards:

- AS/NZS 1576.1:2019 (Australia & NZ)
- ANSI-ASC A14.7-2011 (USA)
- CSA Z11-12 (Canada)



### 4 Deck Positions

|                 | Deck Height Range | Overall Width (flap feet out) | Overall Width (flap feet in) | Overall Length | Platform Width | Platform Length | Approx Weight of unit |
|-----------------|-------------------|-------------------------------|------------------------------|----------------|----------------|-----------------|-----------------------|
| <b>CVRS-SQM</b> | 720mm to 1440mm   | 770mm                         | 660mm                        | 1100mm         | 470mm          | 570mm           | 60kg                  |
|                 | 28in to 57in      | 30in                          | 26in                         | 43in           | 19in           | 22in            | 130lb                 |

# Nimble. Agile. Quick!

Whether you have a busy schedule involving many contracts on different sites, or you load (and climb onto) trucks with various deck heights, or pick from multi-height shelves... the Squirrel will give you a safe platform at every level... and fast.



1 Safety first! Safety bar at the rear of the platform stays out of the way for climbing on/off the deck and clips on easily behind the user.



2 Easy pull trigger rod gives a positive lock at each of the 4 deck heights, with a confirming 'thunk'.



3 Easy loading with strong 'tie-down' points.



4 Simple to move... just like a sack barrow!



5 Feel safe – the unique 'flip feet' provide extra stability when the deck is in use, but flip conveniently out of the way when you need to get through a narrow gap.



6 Quick to shift around the site with the integral carry handles. And it fits into a lift, goes up stairs and through doors etc – no sweat!



7 No more leaning over the front of a wobbly ladder! Work up against or side-on to a wall.



8 Very light... and very strong thanks to the effective design and the predominantly aluminium structure. And just like the Monkey... check out those super tough treads.







## Order Picker Access Platforms

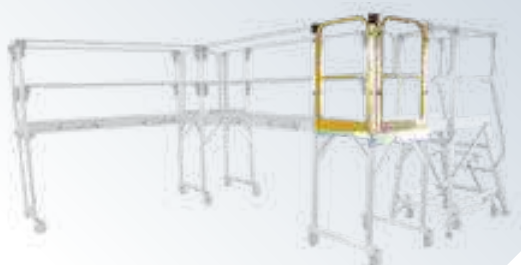
- Ideal for use in warehousing, vehicle maintenance, mining, aviation and heavy industry workplaces
- Super strong 'fully welded' design fabricated from heavy duty aluminium
- Steel bracing under bottom tread and side bracing provides additional protection from impact damage
- 100mm deep treads improve safety and comfort when climbing
- Made to AS/NZS 1892.1
- 170kg load rating
- Meets work cover requirements (safety gate + 900mm handrail, toeboard)
- Supplied flatpacked for optimal transporting
- Includes optional walk-through design kit if required for stock picking
- Includes work shelf
- Large stable work platform (safe and stable) – 590mm x 800mm
- Large 125mm wheels – improved portability and 'easy glide' action

| Order Code | Description (number of steps includes platform) | Platform Height | Nominal Reach Height |
|------------|---|-----------------|----------------------|
| CAP-828    | Order Picker Access Platform 3 step             | 828mm           | 2.8m                 |
| CAP-1104   | Order Picker Access Platform 4 step             | 1104mm          | 3.1m                 |
| CAP-1381   | Order Picker Access Platform 5 step             | 1381mm          | 3.4m                 |
| CAP-1656   | Order Picker Access Platform 6 step             | 1656mm          | 3.7m                 |
| CAP-1933   | Order Picker Access Platform 7 step             | 1933mm          | 3.9m                 |
| CAP-2209   | Order Picker Access Platform 8 step             | 2209mm          | 4.2m                 |
| CAP-2761   | Order Picker Access Platform 10 step            | 2761mm          | 4.8m                 |
| CAP-3313   | Order Picker Access Platform 12 step            | 3313mm          | 5.3m                 |
| CAP-3866   | Order Picker Access Platform 14 step            | 3866mm          | 5.9m                 |



## Modular Access Platform System

- Ideal for truck access, vehicle & equipment maintenance, aviation & aircraft maintenance, manufacturing, warehousing & defence applications.
- 170kg load rating
- Supplied flatpacked for optimal transporting
- Super strong 'fully welded' design fabricated from heavy duty aluminium
- Made to AS/NZS 1892.1
- Adjustable deck height



| Order Code | Description   | Dimensions                  | Product Notes                                |
|------------|---|-----------------------------|--|
| CMAP-1PK   | 1m long Platform & Handrail Kit                               | 1062L x 651mm Wide Platform | Requires 2 Upright Kits per platform         |
| CMAP-2PK   | 2m long Platform & Handrail Kit                               | 2062L x 651mm Wide Platform | Requires 2 Upright Kits per platform         |
| CMAP-3S    | Modular Access System 3 Step Upright                          | Platform height of 829mm    | Same height as order picker CAP-828          |
| CMAP-4S    | Modular Access System 4 Step Upright                          | Platform height of 1105mm   | Same height as order picker CAP-1104         |
| CMAP-5S    | Modular Access System 5 Step Upright                          | Platform height of 1381mm   | Same height as order picker CAP-1381         |
| CMAP-6S    | Modular Access System 6 Step Upright                          | Platform height of 1657mm   | Same height as order picker CAP-1656         |
| CMAP-AP    | Modular Access System add-on Platform (includes handrail kit) | 736mm Wide x 952mm Long     | Acts as corner module or intersection module |
| CMAP-JP    | Modular Access System Joiner Platform                         | 736mm Wide x 516mm Long     | Joins Order Picker to Platform Kit           |
| CMAP-JK    | Joiner Kit (required between every module)                    |                             |  |



| ACCESS PLATFORM RANGE TO ADD TO ABOVE SYSTEM (steps includes platform) |                                     |                        |
|--|-------------------------------------|------------------------|
| CAP-828  | Order Picker Access Platform 3 step | 828mm Platform height  |
| CAP-1104   | Order Picker Access Platform 4 step | 1104mm Platform height |
| CAP-1381   | Order Picker Access Platform 5 step | 1381mm Platform height |
| CAP-1656   | Order Picker Access Platform 6 step | 1656mm Platform height |



BUY DIRECT & SAVE

# BUNDING & SPILL CONTAINMENT

|   |     |
|---|-----|
| Spill Kits in 240L Bins                     | 159 |
| Drum Dispensing System                      | 159 |
| Poly Drum Dollies for 205L Drum             | 160 |
| 205L Drum Trolley Dispenser                 | 160 |
| Beak Drum Lifter                            | 161 |
| Side Grip Drum Lifter                       | 161 |
| Drum Secure Pallet System                   | 162 |
| Pallet Racking Drum Bund Pallet             | 163 |
| Bunded Storeman® Longspan Shelving          | 164 |
| Lockable Bunded Storeman® Longspan Shelving | 165 |
| LDPE Drip Tray                              | 166 |
| Low Profile Poly Bund Pallets               | 167 |
| Bunding for 2 x 205L Drums                  | 168 |
| Bunding for 4 x 205L Drums                  | 169 |
| Poly 1 x 1000L IBC Bund Pallet              | 170 |
| Metal 1 x 1000L IBC Bund Pallet             | 171 |
| Poly 2 x 1000L IBC Bund Pallet              | 172 |
| Galvanised 2 x 1000L IBC Bund Pallet        | 173 |
| Flexible Drive over Bunding                 | 174 |
| Aluminium Drive over Bunding                | 175 |

## Spill Kits in 240L Bins

Spill kits are required to contain, control and clean up spills of various different liquids. Our range of spill kits ensure you can quickly deal with spills when they occur. Failure to deal with spills correctly can result in environmental impacts, unclean work environments and slip hazards.

General purpose/chemical spill kits are designed for cleaning up chemical & general type spills. They absorb both water and oil based liquids. Oil & fuel spill kits absorb oils & fuels and repel water.

| Order Code  | Description                                    |
|---|--|
| <b>C240-GPKIT</b>   | 240L General Purpose/Chemical Spill Kit        |
| <b>C240-GPKIT-R</b>   | Refill 240L General Purpose/Chemical Spill Kit |
| <b>General Purpose/Chemical Spill Kits Include:</b>             |  |
| 7 x 3.0m Absorbent Minibooms                                    | 1 x Elbow Length PVC Gloves                    |
| 100 x 410mm x 460mm Absorbent Pads                              | 4 x Printed Disposal Bags                      |
| 1 x 10kg Premium Floorsweep                                     | 1 x 240L Labelled Wheelie Bin                  |
| 1 x Industrial Brush & Pan Set <i>(not included in Refills)</i> |  |
| 1 x Product Instruction Sheet                                   |  |
| <b>C240-OFKIT</b>   | 240L Oil & Fuel Spill Kit                      |
| <b>C240-OFKIT-R</b>   | Refill for 240L Oil & Fuel Spill Kit           |
| <b>Oil &amp; Fuel Spill Kits Include:</b>                       |  |
| 2 x 3.0m Absorbent Minibooms                                    | 2 x Elbow Length PVC Gloves                    |
| 2 x 1.2m Absorbent Minibooms                                    | 4 x Printed Disposal Bags                      |
| 50 x 410mm x 460mm Absorbent Pads                               | 1 x 240L Labelled Wheelie Bin                  |
| 1 x 10kg Premium Floorsweep <i>(not included in Refills)</i>    |  |
| 1 x Industrial Brush & Pan Set                                  | 1 x Product Instruction Sheet                  |



## Drum Dispensing System

Dispensing liquids out of 205L drums can be difficult and unsafe. This system allows you to dispense and store your 205L drums all in the one location, reducing storage area and saving time moving drums around. The stacking cradle allows you to store and dispense a total of 4 x 205L drums.

The dispenser base has a 'gutter' style surround helping to contain any leaks and direct them into the large 400L sump. The WLL of these 2 heavy duty units combined is 1350Kg.

| Order Code   | Description  | Dimensions<br>W x D x H (mm) | Capacity |
|--------------|--|------------------------------|----------|
| <b>CDDBY</b> | Drum Dispenser Base – Fits 2 x 205L Drums                | 1350 x 1375 x 635            | 400L     |
| <b>CDDBC</b> | Cradle – Suits Drum Dispenser Base – Fits 2 x 205L Drums | 940 x 1375 x 390             |          |



**MAKE DISPENSING EASY**





## Poly Drum Dollies for 205L Drums

These drum dollies help make movement of drums around the workplace safer and easier.

| Order Code | Description                                  | Dimensions W x D x H (mm)    |
|------------|--|------------------------------|
| CPT205     | Drum Dolly to move 1 x 205L Drum             | 760 x 760 x 290              |
| CPT205H    | Drum Dolly with Handle to move 1 x 205L Drum | 760 x 860 x 1095 inc. Handle |

WHY RISK A BACK INJURY?



## 205L Drum Trolley Dispenser

This drum trolley dispenser makes drum movement easy and the front bunded area allows decanting into smaller drums such as 20L drums.

| Order Code | Description                                    | Dimensions W x D x H (mm) | Capacity |
|------------|--|---------------------------|----------|
| C230PC     | Poly Spill Trolley/Dispenser for 1 x 205L Drum | 1740 x 815 x 680          | 250L     |

# CHECK OUT OUR HUGE RANGE OF DRUM LIFTERS

SEE PAGES 269-273



## Beak Drum Lifter

- Blue powdercoat finish
- 350Kg capacity
- Lifts steel 205L drums and most plastic drums
- Includes safety chain to attach to forklift

| Order Code | Description      | Dimensions (mm) |
|------------|------------------|-----------------|
| CBDL-1     | Beak Drum lifter | 930 x 670 x 850 |



**ECONOMICAL  
DRUM  
HANDLING  
SOLUTION**

## Side Grip Drum Lifter

These drum lifters make handling of steel 205L drum safe and easy and allows operators to pickup drums without having to leave their seat. The drum is grabbed by pushing the arms against the drum and moving forward. The arms will lock under the drum rib when lifted. The more liquid in the drum, the more secure the grip will be. To place the drum in the required location lower the drum carefully and the arms will release once the drum is on the ground.

- Suitable for steel drums
- Allows precise placement of drums without leaving forklift seat
- 360Kg capacity
- Zinc plated finish
- Fork pocket size: 165 x 65 (LxW)
- Fork pocket centres: 325mm

| Order Code | Description           | Fork Pocket Centres | Fork Pocket Size (mm) |
|------------|-----------------------|---------------------|-----------------------|
| CSDL1      | Side Grip Drum Lifter | 325                 | 165 x 65              |







## Drum Secure Pallet System

This patented drum secure pallet system is another of our world first designs. The problem of securing drums on pallets and the time consuming strapping process every time 1 drum is pulled off a pallet has now been solved!

This heavy duty unit is extremely stable and can safely store and transport from 1-4 x 205L Drums at a time. The safety straps are easy to tighten and undo and ensure that the drums are safely secured.

- Eliminates drum strapping & wrapping issues
- Easy to strap & unstrap drums
- Powdercoat finish
- Available with or without a hardwood pallet
- Heavy duty stable design



| Order Code | Description                                     |
|------------|---|
| C4DPH      | 4 Drum Holder without Pallet (includes Fixings) |
| C4DPH-TP   | 4 Drum Holder including 8 Board Hardwood Pallet |

MAKE DRUM STORAGE SAFE & EASY

REDUCE HANDLING TIME

PATENTED WORLD FIRST DESIGN



## Pallet Racking Drum Bund Pallet

Storing liquids in pallet racking can be unsafe and very messy if each pallet is not banded.

Metal bands are ideal for bunding combustible liquids such as oil.

Poly bands are ideal for containing many corrosive liquids such as batteries. An acid leak could cause severe damage to the integrity of the pallet racking structure!

Our pallet racking bands fit standard Australian sizes pallets with drums. With this fantastic bunding solution available there's no need to remain non-compliant!

Call us today on 1300 603 110 to discuss the best solution for your bunding storage requirements.

| Order Code | Description                          | Dimensions W x D x H (mm) | Capacity |
|------------|--------------------------------------|---------------------------|----------|
| C4DBP-Z    | Zinc Plated pallet racking drum bund | 1240 x 1240 x 265         | 245      |
| CDRBP      | Poly pallet racking drum bund        | 1300 x 1300 x 260         | 250L     |



DO YOU COMPLY WITH BUNDING REQUIREMENTS?



PREVENT SPILLS ON OTHER PRODUCTS IN YOUR RACKS







## Bunded Storeman® Longspan Shelving

This unique concept is fantastic for storage of drums in workshops, warehouses, shipping containers etc. These bunds are supplied complete with bungs for release of any spills that occur. The mesh shelves allow for any spilt liquid to easily drain directly into the sump. As each level is bunded you don't have the risk of liquid going over shelves on lower levels. Fast and easy to assemble and helps reduce the risk of messy and costly spills.

- Prevent messy spills
- Each shelf is individually bunded
- Powdercoat finish
- End frames supplied assembled for ease of installation

AVOID MESSY SPILLS

CATCHES DRUM LEAKS

| Order Code    | Description                                   | Dimensions L x D x H (mm) |
|---------------|---|---------------------------|
| CL226018-SB-B | Starter Bay – Includes 4 Bunds and Mesh Decks | 1903 x 600 x 2250         |
| CL226018-AB-B | Add-On Bay – Includes 4 Bunds and Mesh Decks  | 1853 x 600 x 2250         |
| CL6018SH-B    | Extra Shelf to suit Bunded Longspan           | 1800L x 600D              |



ADD BAYS TO SUIT YOUR NEEDS

# Lockable Bunded Storeman® Longspan Shelving

Lockable bunded longspan is a fantastic way to lock away your drums as well as keeping them bunded to catch any spills. This lockable shelving means you can regulate who has access to your drums, helping reduce pilfering and improve stock control.

This unit is ideal for workshops, warehouses, shipping containers etc. These bunds are supplied complete with bungs for release of any spills that occur. The mesh shelves allow for any spilt liquid to easily drain directly into the sump. As each level is bunded you don't have the risk of liquid going over shelves on lower levels. Optional weather cover available for outside use.

- Secure your stock
- Each shelf is individually bunded
- Padlockable
- Powdercoat finish
- Starter bays supplied assembled for ease of installation

| Order Code      | Description                                    | Dimensions<br>L x D x H<br>(mm) |
|-----------------|--|---------------------------------|
| CL226018-SB-LBL | Starter Bay – Includes 4 Bunds and Mesh Decks  | 1903 x 690 x 2110               |
| CL6018SH-B      | Extra Shelf to suit Bunded Longspan            | 1800L x 600D                    |
| CL226018-SB-CR  | PVC Weather Cover for Lockable Bunded Longspan |                                 |

**SHELVING DIMENSIONS INCLUDES FRAME  
APPROX. SHELF AREA IS 1800MM LONG X 600MM WIDE**



**OPTIONAL  
WEATHER  
COVER**





## LDPE Drip Tray

Drip trays are ideal for storage and containment of small quantities of liquids. These spill trays are also suitable for storage inside Containit Solutions range of pallet cages! Also great for workshops wanting to store oily parts whilst containing the small oil spills.

- Manufactured from LDPE
- 100L capacity

| Order Code | Description    | Dimensions W x D x H (mm) | Capacity |
|------------|----------------|---------------------------|----------|
| CMSC-DT    | LDPE Drip Tray | 1085 x 1085 x 100 High    | 100L     |



## Low Profile Poly Bund Pallets

Low profile bunding is ideal where there are height constraints. These low bunds are also fantastic for applications where easy access to your drums is required such as pumping or filling of your drums. Their polyethylene construction makes them suitable for storage of many chemicals.

These bunds comply with bunding requirements when used correctly and can be joined together to provide greater sump capacity.

| Order Code | Description                                      | Dimensions W x D x H (mm) | Capacity |
|------------|--|---------------------------|----------|
| CLP-2DB    | Low Profile Polyethylene 2 Drum Bund             | 1290 x 710 x 150          | 100L     |
| CLP-4DPS   | Low Profile Polyethylene 4 Drum Bund (Square)    | 1290 x 1290 x 150         | 190L     |
| CLP-4DPR   | Low Profile Polyethylene 4 Drum Bund (Rectangle) | 2550 x 740 x 160          | 200L     |
| CLP-RAMP   | Ramp to suit Low Profile Polyethylene Bunding    | 810 x 1290 x 180          |          |
| CLP-CK     | Low Profile Polyethylene Bund Connector Kit      |                           |          |







C2DBP-P

## Bunding for 2 x 205L Drums

This range of bund pallets is designed specifically for storage of 2 x 205L drums. Correct storage of drums in workplaces is very important. Not only are bunds required for safety purposes and to comply with Australian Standards, spills are very messy and costly to cleanup. Don't risk a disruption in your workplace – Call us on 1300 603 110 to discuss a suitable bunding solution.

Our range includes both indoor and outdoor bunding solutions ensuring your needs will be met whatever the requirement. If you're storing your drums in an uncovered area a weather cover will prevent the bund from filling up with rainwater!



| Order Code | Description   | Dimensions W x D x H (mm) | Capacity |
|------------|---|---------------------------|----------|
| C2DBP-P    | Polyethylene 2 Drum Bund                              | 1275 x 815 x 400          | 230L     |
| CBCD2      | PVC Weather cover with Zips and Frame – Suits C2DBP-P | 1300 High (+ bund)        |          |
| WBDS-P     | Premium lockable 2 Drum Poly Bunded Store             | 1310 x 950 x 1720         | 230L     |



CBCD2



WBDS-P

## Bunding for 4 x 205L Drums


This range of bund pallets is designed specifically for storage of 4 x 205L drums. Whether you're storing drums loosely or want to store a standard Australian pallet with 4 x 205L drums on a bund, these bunds are the ideal solution. Don't risk non-compliance – Call us on 1300 603 110 to discuss a suitable bunding solution – One of our specialists will help you find the best solution.

Our range includes both indoor and outdoor bunding solutions ensuring your needs will be met whatever the requirement. If you're storing your drums in an uncovered area a weather cover will prevent the bund from filling up with rainwater!



C4DBP-P

| Order Code | Description   | Dimensions W x D x H (mm) | Capacity |
|------------|---|---------------------------|----------|
| C4DBP-P    | Polyethylene 4 Drum Bund                              | 1290 x 1290 x 250         | 230L     |
| CBCD4      | PVC Weather cover with Zips and Frame – Suits C4DBP-P | 1300 High (+ Bund)        |          |
| C4DBP-Z    | Zinc Plated 4 Drum Bund                               | 1240 x 1240 x 265         | 245L     |
| CBCD4-Z    | PVC Weather cover with Zips and Frame – Suits C4DBP-Z | 1300 High (+ Bund)        |          |
| C4DBP-ES   | Enclosed 4 Drum Store with Hinged lid                 | 1380 x 1380 x 1400        | 250L     |



C4DBP-Z



DO YOU COMPLY WITH AUSTRALIAN STANDARDS?



C4DBP-ES



C4DBP-Z + CBCD4-Z



C4DBP-P + CBCD4





CIBCB-P

## Poly 1 x 1000L IBC Bund Pallet

Poly IBC storage bunds are very versatile as their construction makes them compatible for storage of many types of chemicals. Correct storage of IBC's in workplaces is very critical as non-compliance means you are putting people, the environment and property at risk. Contact our team today to discuss how you can make your site storage compliant.

Our range includes both indoor and outdoor IBC bunding solutions ensuring your needs will be met whatever the requirement. If you're storing your drums in an uncovered area a weather cover will prevent the bund from filling up with rainwater!



CIBCBI-P-SHR



CFBC1

| Order Code   | Description  | Dimensions W x D x H (mm) | Capacity |
|--------------|--|---------------------------|----------|
| CIBCBI-P     | Poly 1 x 1000L IBC Bund with Fibreglass Grating      | 1750 x 1350 x 785         | 1150L    |
| CIBCBI-P-SHR | Poly Splashguard to suit CIBCBI-P                    |                           |          |
| CBCBI        | PVC Weather cover with Frame & Zips – Suits CIBCBI-P | 1700 High (+ bund)        |          |
| CFBC1        | Flexible PVC Weather cover – Suits CIBCBI-P          |                           |          |
| CS20BK       | Optional Drain Plug to suit Poly Bund                |                           |          |

HEAVY DUTY BUND  
INCLUDES  
FIBREGLASS GRATE



CBCBI



## Metal 1 x 1000L IBC Bund Pallet

These bunds are designed for storage of 1000L IBC's (Intermediate Bulk Containers). These metal units are zinc plated and are suitable for catching liquids such as oils and some combustible liquids. These single IBC bunds help prevent messy and costly spills and help prevent harm to people, the environment and property.

When storing IBC's outdoors in a non-covered area it is important you remember that when it rains the bund will catch the rainwater. Over time the bund will become full of water leaving no room for catching liquid spills. By utilising our weather covers you can prevent the bund from filling up with rainwater!



| Order Code | Description  | Dimensions<br>W x D x H<br>(mm) | Capacity |
|------------|--|---------------------------------|----------|
| CIBCBI-Z   | Zinc plated 1 x 1000L IBC Bund                       | 1456W x 1456D x 830             | 1250L    |
| CBCBI-Z    | PVC weather cover with frame & zips – Suits CIBCBI-Z | 1700 High (+ bund)              |          |







## Poly 2 x 1000L IBC Bund Pallet

Poly IBC storage bunds are very versatile as their construction makes them compatible for storage of many types of chemicals. Correct storage of IBC's in workplaces is very critical as non-compliance means you are putting people, the environment and property at risk. Contact our team today to discuss how you can make your site storage compliant.

Our range includes both indoor and outdoor IBC bunding solutions ensuring your needs will be met whatever the requirement. If you're storing your drums in an uncovered area a weather cover will prevent the bund from filling up with rainwater!



| Order Code | Description  | Dimensions W x D x H (mm) | Capacity |
|------------|--|---------------------------|----------|
| CIBCB2-P   | Poly 2 x 1000L IBC Bund with Fibreglass Grating      | 2550 x 1350 x 550         | 1150L    |
| CBCB2      | PVC Weather cover with Frame & Zips – Suits CIBCB2-P | 1700 High (+ bund)        |          |
| CS20BK     | Optional Drain Plug to suit Poly Bund                |                           |          |

**STORE YOUR IBC'S CORRECTLY**



## Galvanized 2 x 1000L IBC Bund Pallet

These heavy duty galvanized IBC bunds are ideal for storage of IBC's containing combustible liquids such as oils. The galvanised finish on these bunds helps ensure long term usage. IBC bunds help prevent messy and costly spills and help prevent harm to people, the environment and property.

When storing IBC's outdoors in a non-covered area it is important you remember that when it rains the bund will catch the rainwater. Over time the bund will become full of water leaving no room for catching liquid spills. By utilising our weather covers you can prevent the bund from filling up with rainwater!



| Order Code | Description  | Dimensions W x D x H (mm) | Capacity |
|------------|--|---------------------------|----------|
| CIBCB2-G   | Galvanised 2 x 1000L IBC Bund with Metal Grating     | 2594 x 1350 x 690         | 1250L    |
| CBCB2-G    | PVC Weather cover with Frame & Zips – Suits CIBCB2-G | 1700 High (+ bund)        |          |







## Flexible Drive Over Bunding

These flexible heavy duty PVC bunds prevent spills from spreading to other areas. This fantastic bund returns to its normal shape once driven over and removes the “bump” factor for forklifts which also helps prevent drums or IBC’s slipping off your forklift. Install is quick and easy and the bunds are supplied in high-vis yellow for easy identification.

| Order Code | Description  | Dimensions (mm)       |
|------------|--|-----------------------|
| CTB55020   | 2m Long x 50mm High Flexible Triangular Drive Over Bund        | 2000 Long x 50mm High |
| CTB55090   | 90° Joiner to suit CTB55020                                    |                       |
| CTBAD      | 500ml PVC Adhesive to Apply Over Bund Joins                    |                       |
| CTBUA      | Polyurethane Floor Adhesive, 370 GSM (1 per every 2.5-3metres) |                       |



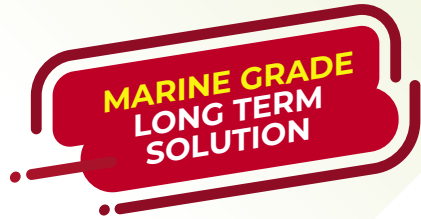

**IS YOUR AREA BUNDED**

## Aluminium Drive Over Bunding

Aluminium bunding is an ideal long term solution which helps prevent spills spreading to other areas. This marine grade extruded aluminium provides a solid and robust floor bund which can withstand high frequency traffic.

The 30mm height creates a bund whilst still being low enough for forklifts and other vehicles to easily drive over without a speed bump style bump. Various factors such as vehicles, surface levels etc. must be taken into account before installation. This bunding can also be powdercoated to protect against certain hazardous bund applications. Supplied in 1200mm lengths and pre drilled for easy install. Sections can be mitred allowing you to create a rectangular or square bunded area.

Can be supplied in yellow powdercoated finish for minimum of 15 lengths.



| Order Code | Description   | Dimensions (mm)          |
|------------|---|--------------------------|
| CAFB-1200  | Aluminium Floor Bunding Section. Pre Drilled for Fixing. Includes Fixings & Sealant for Install | 1200L x 185W x 30mm High |





BUY DIRECT & SAVE

# DANGEROUS GOODS STORAGE

|  |     |  |     |
|--|-----|--|-----|
| Outdoor Battery Storage Box                    | 177 | Outdoor Dangerous Goods Stores for Small Class 3 Drums   | 190 |
| Heavy Duty 588 Can Capacity Aerosol Store      | 178 | Outdoor Dangerous Goods Stores for Small Class 8 Drums   | 191 |
| Heavy Duty 180 Can Capacity Aerosol Store      | 179 | Class 3 Flammable Liquids Cabinets for Indoor Storage    | 192 |
| Heavy Duty 18kg Gas Bottle Store               | 180 | Extra Large Class 3 Flammable Liquids Cabinets           | 193 |
| Storage Cage for 18kg LPG Gas Cylinders        | 181 | Class 6 Toxic Substances Cabinets for Indoor Storage     | 194 |
| 1800 Gas Cylinder Storage Cage                 | 182 | Class 8 Corrosive Substances Cabinets for Indoor Storage | 194 |
| Transportable Gas Stillage                     | 183 | Dangerous Goods Storage Containers                       | 195 |
| Gas Cylinder Transport Cages                   | 184 | Stationary Self Bunded ULP & Diesel Storage Cubes        | 196 |
| Craneable Gas Cylinder Cages                   | 185 | Transportable ULP & Diesel Storage Cubes                 | 197 |
| Heavy Duty 9kg Gas Bottle Store                | 186 | The Experts in Dangerous Goods Storage                   | 199 |
| Utility Gas Trolley                            | 187 |  |     |
| Multi-Use Gas Trolley                          | 187 |  |     |
| Outdoor Class 3 IBC & Pallet Storage DG Stores | 188 |  |     |
| Outdoor Class 8 IBC & Pallet Storage DG Stores | 189 |  |     |

## Outdoor Battery Storage Box

This heavy duty outdoor storage box has been designed for storage of batteries on pallets. The extra large size allows standard Australian footprint pallets to be forklifted directly into the box. This box has front & rear doors allowing easy access and the base has a bund for catching of any spills that do occur.

As noted on the exterior of the box, this is for storage only and is not allowed for charging applications under any circumstances.

- Powdercoat finish
- Lockable
- Front & Rear Access Doors
- Weather & Dust Resistant
- Spill tray with fibreglass grating
- Top and bottom vent locations
- Fits Standard Australian pallet footprint inside
- 4-way forklift access
- Anti-tipping bars



**FRONT & REAR DOORS PADLOCKABLE**



| Order Code | Description                 | Dimensions (mm)     | WLL (UDL) |
|------------|-----------------------------|---------------------|-----------|
| CBB-1450   | Outdoor Battery Storage Box | 1450 x 1450 x 1250H | 1000Kg    |







## Heavy Duty 588 Can Capacity Aerosol Store

Correct storage of aerosol cans is critical. Aerosol cans can explode, particularly in case of fire and they become projectiles, which aerosol can cabinets are designed to help contain.

These heavy duty units have a large capacity and their smart design ensure they are economical for bulk storage of aerosol cans.

Does your aerosol storage meet insurance requirements?

- Supplied with relevant safety signage
- Compliant with relevant Australian Standards
- Powdercoat finish
- Mesh panels allow airflow
- Padlockable
- Heavy duty

ECONOMICAL AEROSOL STORAGE

| Order Code | Description                    | Shelves (inc. base) | Dimensions W x D x H (mm) |
|------------|--------------------------------|---------------------|---------------------------|
| CGSG-A6S   | 588 Can Capacity Aerosol Store | 6                   | 1120 x 575 x 2000         |



COMPLIES WITH AUSTRALIAN STANDARDS?



## Heavy Duty 180 Can Capacity Aerosol Store

This aerosol store is ideal for areas requiring relatively low quantities of aerosol cans.

- Supplied with relevant safety signage
- Compliant with relevant Australian Standards
- Powdercoat finish
- Mesh panels allow airflow
- Padlockable
- Heavy duty

| Order Code | Description                       | Dimensions<br>W x D x H (mm) |
|------------|-----------------------------------|------------------------------|
| CGSG-A3S   | 180 Can Capacity<br>Aerosol Store | 1120W x 400D x 1125H         |







## Heavy Duty 18kg Gas Bottle Stores

Australian standards require correct storage of your 18kg forklift LPG cylinders. These economical heavy duty gas stores ensure you can easily meet Australian Standards. This unit includes safety chains to ensure extra restraint of your gas bottles inside this lockable store.

Does your gas bottle storage meet insurance requirements?

- Supplied with relevant safety signage
- Includes restraint chains
- Compliant with relevant Australian Standards
- Powdercoat finish
- Mesh panels allow airflow
- Padlockable
- Heavy duty

| Order Code   | Description                            | Shelves (inc. base) | Dimensions W x D x H (mm) |
|--------------|--|---------------------|---------------------------|
| CGSG-18LPG-3 | Gas Store for 3 Forklift Gas Cylinders | 1                   | 1120W x 400D x 1125 High  |
| CGSG-18LPG   | Gas Store for 8 Forklift Gas Cylinders | 2                   | 1120W x 575D x 2000 High  |



COMPLIES WITH AUSTRALIAN STANDARDS

## Storage Cage for 18kg LPG Gas Cylinders

This economical cage solves the issue of storage of 18kg LPG forklift gas cylinders. This unit comes complete with relevant safety signage to Australian Standards and a restraint chain.

- Includes restraint chain
- Includes Signage to Australian Standards
- Steel sheet floor
- Pallet racking positive locking base design
- Zinc plated finish
- Swing gate
- Padlockable



| Order Code   | Description   | Dimensions<br>W x D x H<br>(mm) | WLL<br>(UDL) |
|--------------|---|---------------------------------|--------------|
| CGSG-LPG1285 | 1285 Gas Cylinder Storage Cage<br>(Stores up to 9 x 18Kg LPG Bottles) | 1160W x 1170D x 1285 High       | 1000Kg       |

INCLUDES AUSTRALIAN STANDARD SIGNAGE



DO YOU COMPLY?





## 1800 Gas Cylinder Storage Cage

This economical gas cylinder storage cage is ideal for storage of various size gas bottles. This gas cage comes complete with relevant signage to Australian Standards.

Unrestrained gas cylinders are a hazard, don't risk not complying with safety and insurance requirements.

- Includes restraint chain
- Includes signage to Australian Standards
- Steel sheet floor
- Pallet racking positive locking base design
- Zinc plated finish
- Swing gate
- Padlockable

| Order Code | Description                    | Dimensions<br>W x D x H (mm) | WLL<br>(UDL) |
|------------|--------------------------------|------------------------------|--------------|
| CGSG-MT    | 1800 Gas Cylinder Storage Cage | 1160W x 1170D x 1800 High    | 1000Kg       |

INCLUDES AUSTRALIAN STANDARD SIGNAGE



DO YOU COMPLY?

## Transportable Gas Stillage

This gas stillage is ideal for storage and transport of gas cylinders. Supplied with all relevant signage for Australian Standards compliance, this stillage is both forkliftable and craneable with up to 1000kg WLL. The heavy duty ramp allows easy access to the store for loading and unloading of bottles.

- Forkliftable & Craneable
- Stackable 2 high (provided cylinder height does not exceed side bar height)
- Zinc plated finish
- Includes restraint strap
- Includes safety signage
- Fold down ramp for unloading and loading purposes.

| Order Code | Description                | Dimensions<br>W x D x H (mm) | WLL<br>(UDL)          |
|------------|----------------------------|------------------------------|-----------------------|
| CTGS-1110  | Transportable Gas Stillage | 1220 x 820 x 1110H           | 1000Kg stacked 2 high |







## Gas Cylinder Transport Cages

Transport of gas cylinders has now been made easy with these 2 gas stores. Both units include heavy duty ratchet restraint straps to ensure gas cylinders are secure during transport.

Both of these stores come complete with relevant signage to Australian Standards.

The 1285mm high unit is stackable for ultimate efficiency and space saving.

- Includes ratchet restraint strap
- Includes signage to Australian Standards
- Steel sheet floor
- Pallet racking positive locking base design
- Zinc plated finish
- Swing gate
- Padlockable

DON'T RISK UNRESTRICTED CYLINDERS

DO YOU COMPLY?

| Order Code   | Description                      | Dimensions W x D x H (mm) | WLL (UDL) |
|--------------|----------------------------------|---------------------------|-----------|
| CGSG-TPT1285 | 1285 Gas Cylinder Transport Cage | 1160W x 1170D x 1285 High | 1000Kg    |
| CGSG-TPT1800 | 1800 Gas Cylinder Transport Cage | 1160W x 1170D x 1800 High | 1000Kg    |



## Craneable Gas Cylinder Cages

These craneable gas cylinder cages have solved the issue of handling gas bottles on sites that only have cranes, not forklifts available. These units have been designed to Australian Standards and also include heavy duty ratchet restraints straps to ensure gas cylinders are held secure during transport.

Both of these stores come complete with relevant signage to Australian Standards.

The 1285mm high unit is stackable for ultimate efficiency and space saving.

- Craneable – engineered to Australian Standards
- Includes ratchet restraint strap
- Includes signage to Australian Standards
- Steel sheet floor
- Pallet racking positive locking base design
- Zinc plated finish
- Swing gate
- Padlockable



| Order Code  | Description                      | Dimensions W x D x H (mm) | WLL (UDL) |
|-------------|----------------------------------|---------------------------|-----------|
| CGSG-CL1285 | 1285 Craneable Gas Cylinder Cage | 1160W x 1170D x 1285 High | 1000Kg    |
| CGSG-CL1800 | 1800 Craneable Gas Cylinder Cage | 1160W x 1170D x 1800 High | 1000Kg    |







## Heavy Duty 9kg Gas Bottle Store

This heavy duty gas store is an economical way to ensure you comply with Australian Standards gas storage regulations. This unit includes safety chains to provide extra restraint of your gas bottles inside this lockable store.

Does your gas bottle storage meet insurance requirements?

- Supplied with relevant safety signage
- Includes restraint chains
- Compliant with relevant Australian Standards
- Powdercoat finish
- Mesh panels allow airflow
- Padlockable
- Heavy duty

| Order Code | Description               | Shelves (inc. base) | Dimensions W x D x H (mm) |
|------------|---------------------------|---------------------|---------------------------|
| CGSG-9LPG  | 12 x 9Kg Gas Bottle Store | 3                   | 1120 x 575 x 2000         |



COMPLIES WITH AUSTRALIAN STANDARDS

## Utility Gas Trolley

This utility gas trolley is designed to be wheeled or fork-lifted around work sites. This trolley is especially useful where standard trolleys are difficult and unsafe to manoeuvre around sites. With this trolley your gas cylinder handling can be made safe and easy. Fits 2 cylinders.

- 400mm diameter pneumatic wheels
- Painted enamel finish
- Includes internal load binder

| Order Code | Description                 | Capacity | Dimensions W x D x H (mm) |
|------------|-----------------------------|----------|---------------------------|
| CGT-UT     | Premium Utility Gas Trolley | 250Kg    | 875 x 630 x 1300          |



**DON'T RISK A BACK INJURY**

## Multi-Use Gas Trolley

This multi-use gas trolley is ideal for moving various gas bottle types around warehouses and workshops. Includes restraint chain and pneumatic wheels for safety and ease of use.

- Powder coat finish
- 250mm diameter pneumatic wheels
- 455 x 195mm toe plate

| Order Code | Description           | Capacity | Dimensions H (mm) |
|------------|-----------------------|----------|-------------------|
| CGT-MT     | Multi-Use Gas Trolley | 220Kg    | 1235              |







CRS01BB-3



CRS02BB-3



## Outdoor Class 3 IBC & Pallet Storage DG Stores

It is critical for the safety of staff, contractors, visitors, property and the environment that Class 3 Flammable Liquids are stored correctly. Where you're storing 1000L IBC's or pallets of 205L drums these quality dangerous goods stores make effective use of space and provide genuine environmental protection.

These DG stores comply with Australian standards and can be repositioned (when empty) if your requirements change. Save the costs and hassle of building a fixed store and order a relocatable flammable liquids store. All stores include inbuilt Sump to Catch Spills.

- Doors which fold back 270° for ease of forklift access
- Cambered roof for rainwater run-off
- ISO locking bars for high security
- Finished in high build 2 pak polyurethane primer and high gloss topcoat, total build thickness minimum of 120 microns
- Cyclonic proof construction
- Earth stake and mounting
- Ventilators to suit AS1940-2017
- Designed and manufactured in full conformance to AS1940-2017

| Order Code | Description           | Dimensions H x W x D (mm) |
|------------|-----------------------|---------------------------|
| CRS01BB-3  | Class 3, 1 IBC Store  | 2190H x 1540W x 1440mmD   |
| CRS02BB-3  | Class 3, 2 IBC Store  | 1935H x 2790W x 1440mmD   |
| CRS04BB-3  | Class 3, 4 IBC Store  | 3430H x 2790W x 1440mmD   |
| CRS06BB-3  | Class 3, 6 IBC Store  | 3335H x 4115W x 1440mmD   |
| CRS08BB-3  | Class 3, 8 IBC Store  | 3295H x 5365W x 1440mmD   |
| CRS10BB-3  | Class 3, 10 IBC Store | 3375H x 6740W x 1440mmD   |



CRS08BB-3

IS YOUR LIQUID STORAGE COMPLIANT?

## Outdoor Class 8 IBC & Pallet Storage DG Stores

It is critical for the safety of staff, contractors, visitors, property and the environment that Class 8 Corrosive Substances are stored correctly. Where you're storing 1000L IBC's or pallets of 205L drums these quality dangerous goods stores make effective use of space and provide genuine environmental protection.

These DG stores comply with Australian standards and can be repositioned (when empty) if your requirements change. Save the costs and hassle of building a fixed store and order a relocatable flammable liquids store. All stores include inbuilt Sump with a poly liner plus a fibreglass floor grating.

- Fibreglass flooring and polyethylene sump liner for corrosion protection
- Doors which fold back 270° for ease of forklift access
- Cambered roof for rainwater run-off
- ISO locking bars for high security
- Natural ventilation that complies with AS 3780:2008
- Finished in high build 2 pak polyurethane primer and high gloss topcoat, total build thickness minimum of 120 microns
- Cyclonic proof construction
- Earth stake and mounting
- Ventilators to suit AS1940-2017
- Designed and manufactured in full conformance to AS 3780:2008



| Order Code | Description           | Dimensions<br>H x W x D (mm) |
|------------|-----------------------|------------------------------|
| CRS01BB-8  | Class 8, 1 IBC Store  | 2190H x 1540W x 1440mmD      |
| CRS02BB-8  | Class 8, 2 IBC Store  | 1935H x 2790W x 1440mmD      |
| CRS04BB-8  | Class 8, 4 IBC Store  | 3430H x 2790W x 1440mmD      |
| CRS06BB-8  | Class 8, 6 IBC Store  | 3335H x 4115W x 1440mmD      |
| CRS08BB-8  | Class 8, 8 IBC Store  | 3295H x 5365W x 1440mmD      |
| CRS10BB-8  | Class 8, 10 IBC Store | 3375H x 6740W x 1440mmD      |

IS YOUR LIQUID STORAGE COMPLIANT?







CRS251-3

## Outdoor Dangerous Goods Stores for Small Class 3 Drums

Our range of small outdoor drum stores allow you to safely store small drums such as 20L drums in outdoor areas whilst complying with Australian Standards. These stores include heavy duty adjustable shelves to suit your requirements.

These outdoor dangerous goods stores are designed for compliant storage of small drums.

This range of stores make effective use of space and provide genuine environmental protection.

Save the costs and hassle of building a fixed store and order a relocatable flammable liquids store. All stores include an inbuilt sump to catch spills.

IDEAL FOR SMALL DRUM STORAGE

- Safety & warning signage to suit Australian Standards 1940-2004
- Doors fold back 270° for easy access
- Lockable for security
- Forklift channels for easy relocation (when empty)
- Cyclonic proof construction
- Blue coating standard
- Earth stake and mounting



CRS450-3

ADJUSTABLE SHELVES

| Order Code | Description                   | Shelves | Dimensions W x D x H (mm) | Sump Capacity |
|------------|-------------------------------|---------|---------------------------|---------------|
| CRS250-3   | 250L Class 3 Small Drum Store | 1       | 1150 x 900 x 1380H        | 88            |
| CRS251-3   | 250L Class 3 Small Drum Store | 2       | 785 x 900 x 1995H         | 88            |
| CRS350-3   | 350L Class 3 Small Drum Store | 2       | 1190 x 900 x 1995H        | 113           |
| CRS450-3   | 450L Class 3 Small Drum Store | 4       | 1520 x 900 x 1995H        | 138           |
| CRS850-3   | 850L Class 3 Small Drum Store | 8       | 2990 x 900 x 1995         | 238           |



CRS650-3

COMPLIANT OUTDOOR STORAGE



CRS850-3

## Outdoor Dangerous Goods Stores for Small Class 8 Drums

Our range of small outdoor drum stores allow you to safely store small drums such as 20L drums in outdoor areas whilst complying with Australian Standards. These stores include heavy duty adjustable shelves to suit your requirements.

These stores include poly sump liners and fibreglass floors to help protect against spills. This fantastic range of stores assists in compliant storage of small drums containing corrosive substances.

All stores include an inbuilt sump to catch spills. Contact us today to ensure you comply with Australian Standards.

- Safety & warning signage to suit Australian Standards 1940-2004
- Doors fold back 270° for easy access
- Lockable for security
- Forklift channels for easy relocation (when empty)
- Cyclonic proof construction
- Blue coating standard
- Earth stake and mounting

| Order Code | Description                   | Shelves | Dimensions W x D x H (mm) | Sump Capacity |
|------------|-------------------------------|---------|---------------------------|---------------|
| CRS250-8   | 250L Class 8 Small Drum Store | 1       | 1150 x 900 x 1380H        | 88            |
| CRS251-8   | 250L Class 8 Small Drum Store | 2       | 785 x 900 x 1995H         | 88            |
| CRS350-8   | 350L Class 8 Small Drum Store | 2       | 1190 x 900 x 1995H        | 113           |
| CRS450-8   | 450L Class 8 Small Drum Store | 4       | 1520 x 900 x 1995H        | 138           |
| CRS850-8   | 850L Class 8 Small Drum Store | 8       | 2990 x 900 x 1995         | 238           |



CRS251-8

IDEAL FOR SMALL DRUM STORAGE



CRS450-8

ADJUSTABLE SHELVES



CRS650-8

COMPLIANT OUTDOOR STORAGE





**CSC030**

## Class 3 Flammable Liquids Cabinets for Indoor Storage

Class 3 liquids are flammable and need to be stored in cabinets designed according to Australian Standards. In addition to safe work practices, insurance policies normally require dangerous goods to be stored according to Australian Standards. Contact us today on 1300 603 110 to discuss how to ensure your storage is compliant.

- Fully compliant with relevant Australian Standards
- Unique patented sequentially closing and latching doors
- Shelving is adjustable and perforated for free air movement
- Liquid tight sump to contain spills
- High quality and durable powdercoated finish
- Supplied with relevant safety signage

**WE ALSO SUPPLY  
OUTDOOR  
STORAGE  
SOLUTIONS**

**GET  
COMPLIANT  
TODAY**

| Order Code | Description                                       | Dimensions<br>W x D x H (mm) |
|------------|---|------------------------------|
| CSC030     | 30L Flammable Dangerous Goods Cabinet             | 500 x 450 x 800              |
| CSC060     | 60L Flammable Dangerous Goods Cabinet             | 500 x 450 x 1065             |
| CSC100     | 100L Flammable Dangerous Goods Cabinet            | 920 x 615 x 800              |
| CSC160     | 160L Flammable Dangerous Goods Cabinet            | 1100 x 450 x 1220            |
| CSC250     | 250L Flammable Dangerous Goods Cabinet            | 1100 x 500 x 1750            |
| CSC205H    | 205L Horizontal Flammable Dangerous Goods Cabinet | 760 x 1220 x 1370            |



**DO YOU COMPLY  
WITH YOUR  
INSURANCE POLICY?**



**CSC250**

## Extra Large Class 3 Flammable Liquids Cabinets

These cabinets are ideal for storing large quantities of drums containing class 3 flammable liquids. Class 3 liquids must be stored in cabinets designed according to Australian Standards.

In addition to safe work practices, insurance policies normally require dangerous goods to be stored according to Australian Standards. Contact us today on 1300 603 110 to discuss how to ensure your storage is compliant.

- Fully compliant with relevant Australian Standards
- Unique patented sequentially closing and latching doors
- Shelving is adjustable
- Liquid tight sump to contain spills with drain plug
- High quality and durable powdercoated finish
- Supplied with relevant safety signage

| Order Code | Description                      | Shelves (inc. base) | Dimensions W x D x H (mm) |
|------------|----------------------------------|---------------------|---------------------------|
| CXSC251SS  | 250L XL Class 3 Storage Cabinet  | 3                   | 806 x 804 x 1880          |
| CXSC450SS  | 450L XL Class 3 Storage Cabinet  | 6                   | 1386 x 804 x 1880         |
| CXSC650SS  | 650L XL Class 3 Storage Cabinet  | 4                   | 1986 x 804 x 1880         |
| CXSC850SS  | 850L XL Class 3 Storage Cabinet  | 6                   | 2584 x 804 x 1880         |
| CXSC1000SS | 1000L XL Class 3 Storage Cabinet | 2                   | 1384 x 1386 x 1610        |



CXSC251SS

DO YOU COMPLY WITH YOUR INSURANCE POLICY?



CXSC450SS

WE ALSO SUPPLY OUTDOOR STORAGE SOLUTIONS



CXSC1000SS



CXSC850SS





## Class 6 Toxic Substances Cabinets for Indoor Storage

- Fully compliant with relevant Australian Standards
- Unique patented sequentially closing & latching doors
- Shelving is adjustable & perforated for free air movement
- Liquid tight sump to contain spills
- High quality and durable powdercoated finish
- Supplied with relevant safety signage

| Order Code | Description   | Dimensions W x D x H (mm) |
|------------|---|---------------------------|
| CSC0306    | 30L Toxic Substances Dangerous Goods Storage Cabinet  | 500 x 450 x 800           |
| CSC0606    | 60L Toxic Substances Dangerous Goods Storage Cabinet  | 500 x 450 x 1065          |
| CSC1006    | 100L Toxic Substances Dangerous Goods Storage Cabinet | 920 x 615 x 800           |
| CSC1606    | 160L Toxic Substances Dangerous Goods Storage Cabinet | 1100 x 450 x 1220         |
| CSC2506    | 250L Toxic Substances Dangerous Goods Storage Cabinet | 1100 x 500 x 1750         |



## Class 8 Corrosive Substances Cabinets for Indoor Storage

Class 8 corrosive substances are a dangerous substance. It is critical that they are stored in the correct safety cabinet designed according to Australian Standards. Each shelf in these cabinets is adjustable and includes a 3mm PVC shelf tray to help protect against spills. Contact us today on 1300 603 110 to discuss how to ensure your storage is compliant.

- Fully compliant with relevant Australian Standards
- Unique patented sequentially closing & latching doors
- Shelving is adjustable & perforated for free air movement
- 3mm PVC shelf tray supplied with every shelf level
- Liquid tight sump to contain spills
- High quality and durable powdercoated finish
- Supplied with relevant safety signage

| Order Code | Description   | Dimensions W x D x H (mm) |
|------------|---|---------------------------|
| CSC0308    | 30L Corrosive Substances Dangerous Goods Storage Cabinet  | 500 x 450 x 800           |
| CSC0608    | 60L Corrosive Substances Dangerous Goods Storage Cabinet  | 500 x 450 x 1065          |
| CSC1008    | 100L Corrosive Substances Dangerous Goods Storage Cabinet | 920 x 615 x 800           |
| CSC1608    | 160L Corrosive Substances Dangerous Goods Storage Cabinet | 1100 x 450 x 1220         |
| CSC2508    | 250L Corrosive Substances Dangerous Goods Storage Cabinet | 1100 x 500 x 1750         |

**DON'T RISK  
NON-COMPLIANCE**

**KEEP YOUR STAFF,  
PROPERTY &  
EQUIPMENT SAFE**

## Dangerous Goods Storage Containers

These outdoor chemical storage containers are extremely durable, relocatable and compatible with dangerous goods and materials. These containers provide a secure environment to store a range hazardous materials. Key features include the cyclonic proof foundation, ventilation, bi-fold doors and legally compliant signage.

- A robust all-steel construction with corrugated walls for extra strength
- Heavy duty side opening doors for easy access
- ISO locking bars for high security
- Stackable – 2 containers high
- Forklift pockets for handling and mobility
- Bunded spill containment sump
- Compliant to AS1940-2017
- Ventilation for DG storage
- Weatherproof design, no rubber seals
- Base model featured, additional upgrades available upon request
- High build polyurethane paint system, standard colour RAL 7036 Platinum Grey
- Low profile base for maximum internal clearance
- Baffled spillage sump



| Order Code | Description                    | Sump Capacity | Dimensions W x D x H (mm)   |
|------------|--------------------------------|---------------|-----------------------------|
| CDGSC-20   | 10ft Side Opening DG Container | 1360L         | 3050W x 2438D x 2896mm High |
| CDGSC-40   | 20ft Side Opening DG Container | 2960L         | 6058W x 2438D x 2896mm High |



IS YOUR LIQUID STORAGE COMPLIANT?





## Stationary Self Bunded ULP & Diesel Storage Cubes

- Compliant with relevant Australian Standards
- Heavy duty
- 2 pack paint finish in white
- Forklift pockets & 4 lifting points
- Includes relevant safety signage
- Lockable spillbox with gas strut lid
- Bulk fill point
- Dipstick
- Vent

| Order Code    | Description  | Dimensions W x D x H (mm) |
|---------------|--|---------------------------|
| <b>ULP</b>    |  |                           |
| CPC0025-S     | 250L Self Bunded ULP Cube (for Stationary Use)     | 600 x 600 x 800mm High    |
| CPC0075-S     | 750L Self Bunded ULP Cube (for Stationary Use)     | 1200 x 1200 x 885mm High  |
| CPC015-S      | 1500L Self Bunded ULP Cube (for Stationary Use)    | 1200 x 1200 x 1460mm High |
| CPC030-S      | 3000L Self Bunded ULP Cube (for Stationary Use)    | 2400 x 1200 x 1460mm High |
| CPC050-S      | 5000L Self Bunded ULP Cube (for Stationary Use)    | 2400 x 2000 x 1460mm High |
| CPC080-S      | 8000L Self Bunded ULP Cube (for Stationary Use)    | 3000 x 2400 x 1460mm High |
| CFC-MP        | Manual Pump, 3m Hose and Auto Shutoff Nozzle       |                           |
| CFC-12V4      | 12v GPI Electric Pump with 4m hose                 | 60LPM flow rate           |
| CFC-12V10     | 12v GPI Electric Pump with 10m retractable hose    | 60LPM flow rate           |
| CFC-240V4     | 240v Piusi Bowser with 4m hose                     | 90LPM flow rate           |
| <b>DIESEL</b> |  |                           |
| CDC0025-S     | 250L Self Bunded Diesel Cube (for Stationary Use)  | 600 x 600 x 800mm High    |
| CDC0075-S     | 750L Self Bunded Diesel Cube (for Stationary Use)  | 1200 x 1200 x 885mm High  |
| CDC015-S      | 1500L Self Bunded Diesel Cube (for Stationary Use) | 1200 x 1200 x 1460mm High |
| CDC030-S      | 3000L Self Bunded Diesel Cube (for Stationary Use) | 2400 x 1200 x 1460mm High |
| CDC050-S      | 5000L Self Bunded Diesel Cube (for Stationary Use) | 2400 x 2000 x 1460mm High |
| CDC080-S      | 8000L Self Bunded Diesel Cube (for Stationary Use) | 3000 x 2400 x 1460mm High |
| CFC-MP        | Manual Pump, 3m Hose and Auto Shutoff Nozzle       |                           |
| CFC-12V4      | 12v GPI Electric Pump with 4m hose                 | 60LPM flow rate           |
| CFC-12V10     | 12v GPI Electric Pump with 10m retractable hose    | 60LPM flow rate           |
| CFC-240V4     | 240v Piusi Bowser with 4m hose                     | 90LPM flow rate           |

# Transportable ULP & Diesel Storage Cubes

- Baffled inner wall for transportation whilst full
- Compliant with relevant Australian Standards
- Includes relevant safety signage
- Heavy duty
- 2 pack paint finish in white
- Forklift pockets & 4 lifting points
- Includes relevant safety signage
- Lockable spillbox with gas strut lid
- Bulk fill point
- Dipstick
- Vent
- Manway access

| Order Code    | Description                                     | Dimensions<br>W x D x H<br>(mm) |
|---------------|---|---------------------------------|
| <b>ULP</b>    |   |                                 |
| CPCT0025      | 250L Transportable Self Bunded ULP Cube         |                                 |
| CPCT005       | 500L Transportable Self Bunded ULP Cube         | 1140 x 1140 x 550mm High        |
| CFC-MP        | Manual Pump, 3m Hose and Auto Shutoff Nozzle    |                                 |
| CFC-12V4      | 12v GPI Electric Pump with 4m hose              | 60LPM flow rate                 |
| CFC-12V10     | 12v GPI Electric Pump with 10m retractable hose | 60LPM flow rate                 |
| <b>DIESEL</b> |   |                                 |
| CDC005        | 500L Transportable Self Bunded Diesel Cube      | 1140 x 1140 x 550mm High        |
| CDC010        | 1000L Transportable Self Bunded Diesel Cube     | 1140 x 1140 x 1440mm High       |
| CDC020        | 2000L Transportable Self Bunded Diesel Cube     | 2200 x 1140 x 1440mm High       |
| CDC030        | 3000L Transportable Self Bunded Diesel Cube     | 2200 x 1580 x 1440mm High       |
| CDC045        | 4500L Transportable Self Bunded Diesel Cube     | 2200 x 2200 x 1440mm High       |
| CDC060        | 6000L Transportable Self Bunded Diesel Cube     | 3000 x 2200 x 1440mm High       |
| CFC-MP        | Manual Pump, 3m Hose and Auto Shutoff Nozzle    |                                 |
| CFC-12V4      | 12v GPI Electric Pump with 4m hose              | 60LPM flow rate                 |
| CFC-12V10     | 12v GPI Electric Pump with 10m retractable hose | 60LPM flow rate                 |
| CFC-240V4     | 240v Piusi Bowser with 4m hose                  | 90LPM flow rate                 |





DANGEROUS GOODS STORAGE



# Experts in dangerous goods storage

Containit Solutions are the experts in providing solutions for gas storage, dangerous goods storage and liquid bunding storage. Our experienced team know the Australian Standards to ensure we are providing our customers with world class solutions to your unique requirements. We'd love to discuss your storage issue today and we feel our expert knowledge and advice is all part of giving you a WOW experience.

## Gas Storage Rules/Tips

- LPG can be stored with Acetylene but not Oxygen.
- Argon Shield can be stored with either Oxygen or Acetylene or LPG.
- Inert (non-reactive) gases can be stored with pretty much any gas. An example of an inert gas is Argon.
- Flammable gases can't be stored with Oxygen and must be stored at least 3m apart. Some examples of flammable gases are LPG or acetylene.
- Oxygen and Acetylene must be stored separately and at least 3m apart.
- The only time Oxygen and Acetylene can be stored together is a maximum of 1 of each bottle when in use as an "Oxy" Kit.
- Ensure your gas storage is in an area with good air flow.
- Ensure your gas store is protected from other potential hazards such as forklifts and trucks.
- Ensure your gas bottles are secured to prevent unauthorised access.
- Remember to review your site risk assessment, council conditions and any specific WorkCover requirements for your site.

## Dangerous Goods Storage Rules/Tips

- Ensure you don't store incompatible goods together. e.g. Class 3 flammable liquids & class 8 corrosive substances.

- Ensure your dangerous goods storage is in an area with good air flow.
- Just because you're storing your dangerous goods in an Australian Standards style cabinet doesn't mean you are meeting Australian Standards! There are other factors to keep in mind such as maximum storage per floor area.
- Ensure your dangerous goods are secured to prevent unauthorised access.
- Remember to review your site risk assessment, council conditions or specific WorkCover requirements for your site.

## Bunding Storage Rules/Tips

- Your bund must have a sump capacity of 110% of your largest container OR 25% of your total aggregate storage – Whichever is greater.
- If you're storing liquids on a bund outside without a cover, when it rains your bund will fill up with water which will render your bund ineffective.
- Ensure that the bund you're storing your chemicals on is compatible. e.g. Don't store acid on a standard metal bund.
- Ensure you don't store incompatible goods together. e.g. Class 3 flammable liquids & class 8 corrosive substances.
- Remember to review your site risk assessment, council conditions and any specific WorkCover requirements for your site.



BUY DIRECT & SAVE

# SITE STORAGE SYSTEMS & CRANEABLE BOXES


|                                     |     |
|-------------------------------------|-----|
| Mobile Site Secure Workstation      | 201 |
| Site Secure Tool Storage Box Series | 202 |
| 1140mm High Crane Lift Site Box     | 203 |
| 2000mm High Crane Lift Site Box     | 204 |
| Craneable Logistics & Storage Boxes | 205 |
| 1285mm High Craneable Mesh Cage     | 206 |
| 1800mm High Craneable Mesh Cage     | 207 |
| Extra Large Craneable Cage          | 208 |
| Supersize Crane Cage                | 209 |
| Personnel Lifting Cages             | 210 |
| Craneable Cage with Rigging Bars    | 211 |
| Extra Large Pallet Crane Cage       | 212 |
| Flatpacked Site Storage Container   | 213 |
| Site Meeting Station                | 213 |
| Post & Pipe Mobile Racks            | 214 |

## Mobile Site Secure Workstation

This versatile mobile site station has many applications and is suitable for a huge range of applications including ranging from temporary site desk, tool storage locker, charging station and more! This model includes lighting, power sockets, 2 roomy lockable compartments and a slanting shelf for laying out plans or performing general tasks. It includes heavy duty castors, fork pockets & lifting eyes – a must for every worksite!

- Power supply and LED light fitted as standard
- Weather resistant - rubber gaskets fitted around openings to help prevent water ingress
- Slanted working shelf with lockable concealed storage area
- Robust chamfered edge construction giving maximum protection
- 3 keyed-alike 5-lever deadlocks for secure storage and charging
- Pockets on doors for smaller components
- Full-width shelves in both lower and upper compartments
- Powder coated for maximum durability
- Heavy-duty castors fitted as standard for easy mobility
- Fork skids and crane lifting eyes for ease of transportation

| Order Code | Description                   | Dimensions<br>W x D x H (mm)  |
|------------|-------------------------------|-------------------------------|
| CSS2A      | Standard Site Secure Tool Box | 1400W x 845D<br>x 1970mm High |






## Site Secure Tool Storage Box Series

These heavy duty secure tool boxes are ideal for onsite storage of tools and valuable equipment. The smart design ensures secure storage and ease of use.

- Unique internal anti-jemmy system
- Hydraulic struts with slam stop
- Recessed handles
- Forklift pockets
- Optional shelves and lifting eye kits available
- Powdercoated finish

| Order Code | Description                            | Dimensions<br>W x D x H (mm)  |
|------------|--|-------------------------------|
| CTB2       | Standard Site Secure Tool Box          | 1150W x 615D<br>x 640mm High  |
| CTBC4      | Large Site Secure Tool Box             | 1150W x 615D<br>x 1265mm High |
| CLEK       | Lifting eye kit to suit CTB2 and CTBC4 |                               |
| CTBDS4     | Shelf to suit CTB2 and CTBC4           |                               |



## 1140mm High Crane Lift Site Box

This craneable site box is ideal for a huge range of onsite applications as it helps keep your gear protected from the weather and pilfering! This unit has been engineered to Australian Standards.

These versatile site storage boxes can be crane lifted, forklifted, stacked or even stored on pallet racking!

This box includes our world first unique pallet rack positive locking foot design ensuring it can be safely stored on pallet racking.

- Craneable
- Stackable & lockable
- Weather & dust resistant
- 4-way forklift access
- Base design ensures it can't slide off pallet racking

| Order Code | Description                   | Dimensions<br>W x D x H<br>(mm) | WLL<br>(UDL) |
|------------|-------------------------------|---------------------------------|--------------|
| CUCB-1140  | 1140 High Crane Lift Site Box | 1160 x 1160<br>x 1140 High      | 1000Kg       |







CUCB-2000

## 2000mm High Crane Lift Site Box

This craneable site box is ideal for a huge range of onsite applications as it helps keep your gear protected from the weather, and pilfering! This unit has been engineered to Australian Standards.

These versatile site storage boxes can be crane lifted, forklifted or even stored on pallet racking!

This box includes our world first unique pallet rack positive locking foot design ensuring it can be safely stored on pallet racking.

- Craneable
- Lockable
- Weather & dust resistant
- 4-way forklift access
- Base design ensures it can't slide off pallet racking

| Order Code | Description              | Dimensions<br>W x D x H<br>(mm) | WLL<br>(UDL) |
|------------|--------------------------|---------------------------------|--------------|
| CUCB-2000  | 2000 Crane Lift Site Box | 1160 x 1160 x 2000 High         | 1000Kg       |

UNIQUE  
PALLET RACK  
FOOT DESIGN



DUST &  
WEATHER  
RESISTANT



# Craneable Logistics & Storage Boxes

These unique, craneable boxes are ideal for many applications. These craneable boxes are engineered to Australian Standards. Non certified crane equipment is a hazard on worksites but with our engineered units you can have peace of mind that you are complying.

The special base design allows this unit to be stored on pallet racking with our world first positive locking base design.

- Engineered to Australian Standards
- Craneable
- Weather resistant
- Swing access gate
- Suitable for pallet racking with positive locking base design
- 4-way forklift access & 2-way pallet truck entry
- Anti-tipping bars
- Zinc plated finish
- Padlockable

| Order Code   | Description   | Dimensions<br>W x D x H<br>(mm) | WLL<br>(UDL) |
|--|---|---------------------------------|--------------|
| <b>1800 CRANEABLE STACKABLE LOGISTICS BOX</b>                |   |                                 |              |
| CCSC-1800-ST   | 1800 Stackable Logistics & Storage Box                | 1160W x 1170D x 1800 High       | 1000Kg       |
| CMLSC-FS   | Optional full depth shelf (adjustable)                |                                 |              |
| CMLSC-S  | Optional Steel Sheet Floor                            |                                 |              |
| <b>1800 CRANEABLE LOGISTICS BOX WITH MESH CENTRE DIVIDER</b> |   |                                 |              |
| CCSC-1800-CD   | 1800 Craneable Logistics Box with Mesh Centre Divider | 1160W x 1170D x 1800 High       | 1000Kg       |
| CMLSC-HS   | Optional half depth shelf (adjustable)                |                                 |              |
| CMLSC-S  | Optional Steel Sheet Floor                            |                                 |              |







## 1285mm High Craneable Mesh Cage

This unique, craneable mesh cage is ideal for many applications. This craneable mesh box is engineered to Australian Standards. Non certified crane equipment is a hazard on worksites but with our engineered units you can have peace of mind that you are complying.

This cage is stackable making storage and transport easy and efficient.

The special base design allows this unit to be stored on pallet racking with our world first positive locking base design.

- Craneable
- Engineered to Australian Standards
- Stackable
- Suitable for pallet racking
- 4-way forklift access & 2-way pallet truck entry
- Anti-tipping bars
- Zinc plated finish
- Swing gate
- Padlockable



| Order Code | Description   | Dimensions<br>W x D x H (mm) | WLL<br>(UDL) |
|------------|---|------------------------------|--------------|
| CCMC-1285  | 1285 Craneable Mesh Cage                                | 1160W x 1170D x 1285 High    | 1000Kg       |
| CMLSC-FS   | Optional Mesh Shelf<br>(Adjustable in 50mm Increments). |                              |              |



## 1800mm High Craneable Mesh Cage

This unique, craneable mesh cage is ideal for many applications. This craneable mesh box is engineered to Australian Standards. Non certified crane equipment is a hazard on worksites but with our engineered units you can have peace of mind that you are complying.

The special base design allows this unit to be stored on pallet racking with our world first positive locking base design.

- Craneable
- Engineered to Australian Standards
- Suitable for pallet racking
- 4-way forklift access & 2-way pallet truck entry
- Anti-tipping bars
- Zinc plated finish
- Swing gate
- Padlockable



| Order Code | Description   | Dimensions W x D x H (mm) | WLL (UDL) |
|------------|---|---------------------------|-----------|
| CCMC-1800  | 1800 Craneable Mesh Cage                            | 1160W x 1170D x 1800 High | 1000Kg    |
| CMLSC-FS   | Optional Mesh Shelf (Adjustable in 50mm Increments) |                           |           |







## Extra Large Craneable Cage

This extra large craneable unit is able to fit a standard Australian size pallet inside. This craneable cage is engineered to Australian Standards.

The swing gate allows easy access and its stacking capability allows space saving.

- Craneable
- Fits Australian sized pallet Inside
- Engineered to Australian Standards
- 2-way forklift access
- Anti-tipping channels
- Zinc plated finish
- Swing gate
- Stackable – 2 high

| Order Code  | Description                | Dimensions<br>W x D x H (mm) | WLL<br>(UDL) |
|-------------|----------------------------|------------------------------|--------------|
| CCMC-EL1180 | Extra Large Craneable Cage | 1300W x 1300D<br>x 1180 HIGH | 1000Kg       |



## Supersize Crane Cage

This supersize crane cage is designed for transport and storage of large equipment both by crane and forklift. Ideal for long and awkward items. Optional access ramp and castors also available.



- Can fit up to two pallets or loose materials and equipment
- Full width outward opening gate with bow latch for ease of access
- Fitted with 4 point lift crane lugs and forklift pockets
- Enamel paint finish
- Inside clearance of 2875 x 1350 x 1700mm High
- 2000Kg WLL
- Unit weight 675Kg

| Order Code | Description                    | Dimensions W x D x H (mm) |
|------------|--------------------------------|---------------------------|
| CCMC-3045  | Supersize crane cage           | 3045 x 1530 x 1900 HIGH   |
| CCMC-3045R | Supersize crane cage with ramp | 3045 x 1530 x 1900 HIGH   |







## Personnel Lifting Cages

The range of personnel cages has been designed in strict accordance with Australian Standard AS1418.17 to safely elevate personnel where it is not practicable to erect scaffolds or use a specially designed device.

It is a mandatory requirement of AS1418.17 that suspension sling sets are supplied as an integral component of a personnel crane cage. If you are using or are offered a cage without dedicated chains or slings, that cage does not comply with Australian Standards and Design Registration requirements and should not be considered for the use of hoisting personnel.

- Fitted with mesh sides to prevent objects falling off The platform
- Fitted with four (4) safety harness anchor points
- Supplied with lifting chains
- Fork pockets provided for transport purposes only
- Work performed in this cage shall be limited to special tasks of short duration
- Load test certificate, risk control measure documents, work cover registration and comprehensive instructions supplied
- Zinc finish



| Order Code | Description                                | Dimensions<br>W x D x H<br>(mm) | WLL   |
|------------|--|---------------------------------|-------|
| CPLC-4     | 4 person, personnel lifting cage           | 1200 x 1100 x 1252 High         | 500Kg |
| CPLC-4-R   | 4 person, personnel lifting cage with roof | 1200 x 1100 x 2405 High         | 500Kg |
| CPLC-6-R   | 6 person, personnel lifting cage with roof | 2400 x 1200 x 2352 High         | 750Kg |



**DO YOUR LIFTING CAGES COMPLY?**



## Craneable Cage with Rigging Bars

These craneable cages with rigging bars are ideal for storage and transport of items such as chains and slings. You can now easily organize your items for onsite work. Non certified crane equipment is a hazard on worksites but with our engineered units you can have peace of mind that you are complying.

The special base design allows this unit to be stored on pallet racking with our world first positive locking base design.



- Craneable
- Engineered to Australian Standards
- Swing access gate
- Suitable for pallet racking with positive locking base design
- 4-way forklift access
- Anti-tipping Bars
- Zinc plated finish
- Padlockable

| Order Code  | Description                              | Dimensions<br>W x D x H (mm) | WLL<br>(UDL) |
|-------------|--|------------------------------|--------------|
| CMLSC-RS-CR | Craneable Cage with Rigging Storage Bars | 1160W x 1170D x 1800 High    | 1000Kg       |







## Extra Large Pallet Crane Cage

This extra large cage is able to fit 2 standard footprint Australian sized pallets side by side making it easier to move loads to the final location in a safer manner. This unit has front swing gates making access to the unit fast and easy. Available with and without castors.

| Order Code | Description                                | Dimensions (mm)       | WLL (UDL) |
|------------|--|-----------------------|-----------|
| CDPCC-15NC | Extra Large Pallet Crane Cage              | 2720W x 1385D x 1324H | 1500Kg    |
| CDPCC-15   | Extra Large Pallet Crane Cage with Castors | 2740W x 1385D x 980H  | 1500Kg    |



## Flatpacked Site Storage Container

These site storage containers are supplied flatpacked making them ideal for quick and convenient storage and those hard to access locations. The galvanized panels slot together to make a heavy duty weatherproof store. Can be moved via forklift or crane when empty.

- 10-20 minute construction time
- Flatpacked, modular, quick assembly unit
- 5 lever deadlocks and jemmy-proof joins



| Order Code | Description                      | Dimensions<br>W x D x H (mm) |
|------------|----------------------------------|------------------------------|
| CFSC-1     | Size 1 Flatpacked Site Container | 2075W x 1120D x 2160mm High  |
| CFSC-2     | Size 2 Flatpacked Site Container | 2075W x 2075D x 2160mm High  |
| CFSC-3     | Size 3 Flatpacked Site Container | 2075W x 2990D x 2160mm High  |
| CFSC-4     | Size 4 Flatpacked Site Container | 2075W x 3995D x 2160mm High  |

## Site Meeting Station

The Containit site meeting station is a fantastic point for displaying site notices, storage of PPE and other emergency equipment. This unit includes a lockable storage box for overflow stock and critical supplies.

- The all-in-one noticeboard, meeting point and emergency station for first-aid, H&S and fire equipment.
- Double-sided for maximum usability and flexibility.
- Powdercoated finish



| Order Code | Description                                    | Dimensions<br>W x D x H (mm) |
|------------|--|------------------------------|
| CIH4       | Site Meeting Station (no accessories included) | 1235W x 500D x 1850mm High   |



## Post & Pipe Mobile Racks

Ideal for storage and transport of post & pipe materials around your site. Available in 1000 and 2000kg capacity units and available with linking kits to make racks flexible to your specific requirements.

- Heavy duty steel construction
- Includes castors
- Collapsible for transport savings
- Powdercoated finish

| Order Code | Description                          | Dimensions<br>W x D x H (mm) | WLL<br>(UDL)                  |
|------------|--------------------------------------|------------------------------|-------------------------------|
| CPPR-1     | 1 tonne capacity mobile rack         | 1565L x 615D x 1570H         | 1000kg WLL evenly distributed |
| CPPR-2     | 2 tonne capacity mobile rack         | 1565L x 615D x 1570H         | 2000kg WLL evenly distributed |
| CPPR-LK    | Linking kit to join 2 racks together |                              |                               |



**BUY DIRECT & SAVE**

# WAREHOUSE & WORKSHOP EQUIPMENT

|   |            |   |            |
|---|------------|---|------------|
| 2000kg Capacity Rated Adjustable Trestle System             | <b>216</b> | Stackable Plastic Parts Bins                            | <b>234</b> |
| 5000kg Capacity Rated Adjustable Trestle System             | <b>217</b> | Rigging Hanging Racks                                   | <b>235</b> |
| 3m 5000Kg Heavy Duty Workbench                              | <b>218</b> | 3500kg Rated Heavy Duty Pallet Table                    | <b>235</b> |
| 2.3m 5000Kg Heavy Duty Workbench                            | <b>219</b> | Battery Powered Strapper & Accessories                  | <b>236</b> |
| 1010 Series Storeman® Storage Cabinet                       | <b>220</b> | Reusable Pallet Wrap                                    | <b>237</b> |
| Storeman® Heavy Duty Locker Station                         | <b>221</b> | Order Picking Cage                                      | <b>238</b> |
| Heavy Duty Poly Lockers                                     | <b>221</b> | Order Picking Cage with Shelving                        | <b>239</b> |
| Longspan Workbench  | <b>222</b> | Forklift Work Platform                                  | <b>240</b> |
| Stock Picking Trolleys                                      | <b>222</b> | Forklift Extension Slippers                             | <b>241</b> |
| 2 Tier Warehouse Trolley                                    | <b>223</b> | Self Tipping Waste Bin                                  | <b>242</b> |
| Rollcage Trolley  | <b>224</b> | Self Tipping Waste Bin with Castors                     | <b>242</b> |
| Lockable Warehouse Trolley                                  | <b>225</b> | Small Tipping Bin                                       | <b>243</b> |
| Maintenance & Service Trolley                               | <b>226</b> | Wheelie Bin Tippers                                     | <b>243</b> |
| 5 Tier Heavy Duty Storage Trolley                           | <b>227</b> | 2500Kg Forklift Telescopic Jibs                         | <b>244</b> |
| Kanban Trolley  | <b>228</b> | 4500Kg Forklift Telescopic Jibs                         | <b>245</b> |
| 1870 Logistics & Storage Cage with Single Point Castor Lock | <b>229</b> | Forklift Container Ramps                                | <b>246</b> |
| 1800 Logistics & Storage Cage with Centre Dividing Panel    | <b>230</b> | 3m and 6m Expandable Barriers                           | <b>247</b> |
| 1360 Logistics & Storage Cage with Single Point Castor Lock | <b>231</b> | Multi Bay Expandable Barriers                           | <b>247</b> |
| Attached Lid Containers                                     | <b>232</b> | Heavy Duty Mobile Bollard for Retractable Belt Barriers | <b>248</b> |
| Soft Tread Anti Fatigue Matting                             | <b>233</b> | Heavy Duty Retractable Safety Barrier                   | <b>249</b> |
| Grease Proof Super Tread Matting                            | <b>233</b> | 4.5m Wall Mount Retractable Belt Barrier                | <b>250</b> |
| Storeman® Louvre Panels                                     | <b>234</b> | 9m Magnetic/Suction Mount Retractable Belt Barrier      | <b>250</b> |
|   |            | Permanent Bollards                                      | <b>251</b> |
|   |            | Removable Surface Mount Bollards                        | <b>251</b> |





## 2000kg Capacity Rated Adjustable Trestle System

This trestle is a highly versatile solution for heavy duty applications such as workshop and maintenance areas. With multiple height locations available and a reversible top bar to allow tabs or no tabs at the end this unit has been designed with flexible use in mind.

- Powdercoated safety yellow with zinc plated top bar
- Easily adjustable with pre-installed fasteners
- Adjustable in 50mm increments
- Reversible top bar depending on your end locator requirements

| Order Code | Description           | Dimensions (mm)           | WLL (UDL) |
|------------|-----------------------|---------------------------|-----------|
| CTR-2000A  | Adjustable 2T Trestle | 1120W x 632D<br>655-1055H | 2000Kg    |



## 5000kg Capacity Rated Trestle System

This heavy duty trestle is designed for heavy duty applications such as workshop and maintenance areas. Our pre engineered trestles give you peace of mind that your team is using rated equipment.

- Powdercoated safety yellow with zinc plated top bar
- Reversible top bar depending on your end locator requirements



| Order Code | Description | Dimensions (mm)     | WLL (UDL) |
|------------|-------------|---------------------|-----------|
| CTR-5000   | 5T Trestle  | 1120W x 837D x 900H | 5000Kg    |







## 3m 5000Kg Heavy Duty Workbench

This extra heavy duty workbench has been designed with optimum versatility in mind. Available with or without lockable doors which are fitted to both front and rear. The 15.8mm thick worktop allows this bench to be used in extra heavy duty applications and the Underbench shelf allows storage of heavy duty items close at hand.

All the details have been considered including easy to slide latches which can be closed or opened even with welding gloves, padlock holder when doors are unlocked, earth holder, handpiece holder and more!

| Order Code | Description                      | Dimensions (mm)      | WLL (UDL) |
|------------|----------------------------------|----------------------|-----------|
| CHWB-3000  | 3m Workbench                     | 3000L x 1500D x 997H | 5000Kg    |
| CHWB-3000D | 3m Workbench with Lockable Doors | 3000L x 1500D x 997H | 5000Kg    |



## 2.3m 5000Kg Heavy Duty Workbench

This extra heavy duty workbench has been designed with optimum versatility in mind. Available with or without lockable doors which are fitted to both front and rear. The 15.8mm thick worktop allows this bench to be used in extra heavy duty applications and the Underbench shelf allows storage of heavy duty items close at hand.

All the details have been considered including easy to slide latches which can be closed or opened even with welding gloves, padlock holder when doors are unlocked, earth holder, handpiece holder and more!



| Order Code | Description                        | Dimensions (mm)      | WLL (UDL) |
|------------|------------------------------------|----------------------|-----------|
| CHWB-2300  | 2.3m Workbench                     | 2300L x 1200D x 997H | 5000Kg    |
| CHWB-2300D | 2.3m Workbench with Lockable Doors | 2300L x 1200D x 997H | 5000Kg    |







## 1010 Series Storeman® Storage Cabinet

This quality storage cabinet allows smart storage of your tools to assist in your 5S and lean programs. Organised tool storage assists in increased productivity.

- Includes 4 adjustable shelves + base level
- Lockable
- High quality powdercoat finish & workmanship

| Order Code | Description  | Dimensions (mm)            |
|------------|--|----------------------------|
| CW0D4-C    | Storage Cupboard with clear doors & 4 shelves + base | 1010W x 485D x 2000mm High |
| CW0D4-S    | Storage Cupboard with steel doors & 4 shelves + base | 1010W x 485D x 2000mm High |
| CW-ES      | Extra shelf for storage cupboard                     |                            |
| CHD-STW    | Optional Sloping top roof                            | 200mm High                 |



## Storeman® Heavy Duty Locker Station

This quality locker system is ideal for storage of equipment for personnel and different shift crews. Ensure that your equipment is where you need it when you need it!

- Each of the 4 lockers include 1 adjustable shelf
- Forklift base for easy positioning
- High quality powdercoat finish & workmanship
- Lockable



ENSURE YOUR EQUIPMENT IS WHERE YOU NEED IT, WHEN YOU IT



| Order Code | Description   | Dimensions (mm)            |
|------------|---|----------------------------|
| CHD-4LS    | Storeman Heavy Duty Locker Station with Steel Doors | 2020L x 700D x 1650mm High |
| CHD-4LC    | Storeman Heavy Duty Locker Station with Clear Doors | 2020L x 700D x 1620mm High |

## Heavy Duty Poly Lockers

These heavy duty poly lockers are ideal for work environments that need lockers to last. This large range of lockers have generous internal sizing making them suitable for many environments ranging from mines to processing plants.

- Grey body with blue door
- Heavy duty
- UV stabilised
- Easy to clean
- Manufactured from high density polyethylene (rotationally moulded into one piece with no joins)
- Water resistant



UV STABILISED

| Order Code | Description                      | Dimensions W x D x H (mm)        |
|------------|----------------------------------|----------------------------------|
| CPL-880B1  | 1 door small locker              | 380W x 450D x 880mm high         |
| CPL-1980B1 | 1 Door large Locker              | 380W x 450D x 1980mm high        |
| CPL-1720B2 | 2 Door Locker                    | 380W x 450D x 1720mm high        |
| CPL-1930B3 | 3 Door Locker                    | 380W x 450D x 1930mm high        |
| CPL-KB     | Kick base to suit poly lockers   | 380W x 450D x 100mm High         |
| CPL-SST    | Sloping top to suit poly lockers | 230mm High back, 35mm High Front |







## Longspan Workbench

These workbenches are ideal for use in warehouses, workshops and containers etc. They are suitable for many uses such as packing, despatch, assembly and other general uses. Includes underbench shelf for storage. Both levels include heavy duty 18mm MDF board.

| Order Code | Description                             | Dimensions W x D x H (mm) |
|------------|---|---------------------------|
| CL-WB      | Longspan Workbench                      | 2000 x 750 x 920 High     |
| CL-WB-C    | Longspan Workbench with 100mm Ø castors | 2000 x 750 x 1045 High    |



## Stock Picking Trolleys

Stock picking trolleys are designed for picking small parts from shelving, high density drawer cabinets etc. These trolleys are easy to manoeuvre around aisles. The handle allows a place to write on your stock picking sheet.

| Order Code | Description                               | Dimensions W x D x H (mm)                          |
|------------|---|--|
| CTSIB-52-1 | Stock picking trolley with 1 x 52L crate  | 960 x 420 x 970H<br>(1300H including handle board) |
| CTSIB-52-2 | Stock picking trolley with 2 x 52L crate  | 960 x 420 x 970H<br>(1300H including handle board) |
| CTSIB-68-1 | Stock picking trolley with 1 x 682L crate | 960 x 420 x 970H<br>(1300H including handle board) |
| CTSIB-32-1 | Stock picking trolley with 1 x 32L crate  | 960 x 420 x 970H<br>(1300H including handle board) |
| CTSIB-32-2 | Stock picking trolley with 2 x 32L crate  | 960 x 420 x 970H<br>(1300H including handle board) |

MAKE STOCK PICKING EASY



ECONOMICAL

## 2 Tier Warehouse Trolley


The utility warehouse trolley is designed for general use in your warehouse. This unit comes standard with a board which is ideal for writing on for stock control or your order picking checklist and can hold a laptop or tablet.

The top and bottom shelves included an angled lip making cleaning of your trolley easy and assist in ergonomic sliding of boxes onto shelves, conveyors etc.

- Blue powdercoat finish
- Supplied flatpacked
- Includes 4 blue rubbers castors (2 swivel brake & 2 fixed)
- Includes storage tray under handle
- Top & bottom decks include angled side lips to assist in easy picking/cleaning



| Order Code | Description              | Dimensions L x D x H (mm)   |
|------------|--------------------------|---|
| CWT-2T     | 2 Tier Warehouse Trolley | 1000L (1276 inc. handle) x 600mmW - Top deck platform height is 845mm |



ANGLED LIP  
ALLOWS FOR  
EASY CLEANING  
& PICKING








## Rollcage Trolley

This rollcage trolley is ideally suited to industrial applications such as stock picking and replenishment tasks. With a mid height shelf these units are versatile in terms of the style of picking operation you wish to setup, whether that be large boxes and the shelf folded away or small boxes split by the mid shelf for picking and replenishment so the 2 tasks types don't get mixed.

When not in use it's base design allows these trolleys to be nested for space saving in your workspace.

- Front split opening door
- Rear full panel door
- Zinc plated finish
- Mid height shelf
- Blue rubber castors (100mm front, 125mm rear)
- Front castors include brakes

| Order Code | Description       | Dimensions<br>W x D x H (mm) |
|------------|-------------------|------------------------------|
| CWT-R3D    | Roll Cage Trolley | 704W x 840D<br>x 1767High    |



## Lockable Warehouse Trolley

These trolleys are a great addition for every warehouse. In addition to being safe and easy to use these units are also economical.

- Ideal for stock picking & parts distribution
- Nests for space saving
- 4 castors (2 swivel, 2 fixed with brakes)
- Lockable gates
- Zinc plated finish

| Order Code | Description                | Dimensions<br>L x D x H (mm) |
|------------|----------------------------|------------------------------|
| CLZMT      | Lockable warehouse trolley | 1180 x 780 x 1920mm High     |







600mm DEPTH  
ALLOWS IT TO  
FIT THROUGH  
DOORWAYS

## Maintenance & Service Trolley

These unique trolleys allow you to store all your equipment in 1 secure organised location! At 600mm depth this unit can also fit through standard doorways allowing easy access to the specific area where you need to work.

Keep your equipment secure & organised so it's there when you need it next! We offer a full range of Storeman® tool holders for maximizing your tool storage.

- Allows easy viewing of tools whilst keeping them secure
- Store all the items required for your maintenance or service task
- Quality powdercoat finish
- Quality castors allowing easy movement
- Padlockable
- Includes 4 castors, 2 swivel brake & 2 fixed
- Full range of tool holders available

| Order Code | Description                                     | Dimensions (mm)<br>W x D x H |
|------------|---|------------------------------|
| CMT-3STB   | Maintenance trolley with 2 shelves + tool panel | 1200W x 600D x 1900High      |
| CMT-5S     | Maintenance trolley with 4 shelves + base level | 1200W x 600D x 1900High      |



## 5 Tier Heavy Duty Storage Trolley

These storage trolleys are ideal for storage of stock, parts & tools. Their open design allows access from both sides making picking easy as you move them through your packing line or workshop area.

- Quality powdercoat finish
- Quality castors allowing easy movement

| Order Code | Description                       | Dimensions (mm)<br>W x D x H |
|------------|-----------------------------------|------------------------------|
| C4TST      | 5 Tier Heavy Duty Storage Trolley | 1280W x 800D x 2000High      |



FULL RANGE  
OF BUCKETS  
AVAILABLE  
CALL US TO  
DISCUSS







## Kanban Trolley

This Kanban trolley is ideal for assisting in your lean manufacturing process. This trolley is ideally setup for smart storage of your inventory, allowing easy restocking and access.

- Quality powdercoat finish
- Quality castors allowing easy movement
- Includes 4 sloping shelves

| Order Code | Description    | Dimensions (mm)<br>W x D x H |
|------------|----------------|------------------------------|
| CSKT       | Kanban Trolley | 1280W x 800D<br>x 2000High   |

FULL RANGE  
OF BUCKETS  
AVAILABLE  
CALL US TO  
DISCUSS



# 1870 Logistics & Storage Cage with Single Point Castor Lock

This patented unit includes a foot brake which automatically locks 4 castors! No longer do you need to individually lock/unlock separate castors – A huge efficiency saving!

This patented world first design brings a new exciting concept to many industries including warehousing, manufacturing, processing & transport. The special design allows this unit to be stored on pallet racking with castors due to its unique base design and castor locking system.

This unit has optional adjustable shelves, which can be adjusted in 50mm increments!

From general transport to assisting in flow of goods through processing plants this unit has the ability to change many processes across multiple industries.

- 2 swing access gates
- Single point castor locking
- Suitable for pallet racking with positive locking base design
- Adjustable shelves adjust in 50mm increments
- 4-way forklift access & 2-way pallet truck entry
- Anti-tipping bars
- Zinc plated finish
- Padlockable

| Order Code | Description                                | Dimensions (mm)           | WLL (UDL) |
|------------|--|---------------------------|-----------|
| CMLSC      | 1870 Logistics & Storage Cage with Castors | 1160W x 1170D x 1870 High | 1000Kg    |
| CMLSC-FS   | Optional Full Depth Shelf (Adjustable)     |                           |           |
| CMLSC-S    | Optional Steel Sheet Floor                 |                           |           |







## 1800 Logistics & Storage Cage with Centre Dividing Panel

This patented world first design includes a centre dividing panel which allows for half depth shelves making this ideal for storage of parts, boxes and much more!

This cage has our world first positive locking base design for storage on pallet racking.


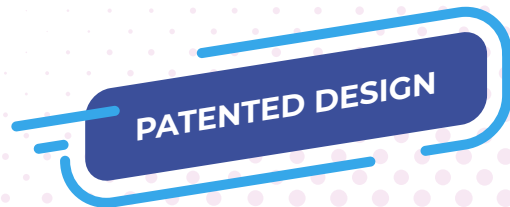
The optional adjustable shelves can be adjusted in 50mm increments!

This unit also has an optional castor/foot brake system which automatically locks the castors! No longer do you need to individually lock/unlock separate castors – a huge efficiency saving!

- 2 swing access gates
- Suitable for pallet racking with positive locking base design
- Adjustable shelves adjust in 50mm increments
- Anti-tipping bars
- Zinc plated finish
- Padlockable



| Order Code | Description  | Dimensions (mm)           | WLL (UDL) |
|------------|--|---------------------------|-----------|
| CMLSC-CD   | 1800 Logistics & Storage Cage with Centre Dividing Panel | 1160W x 1170D x 1800 High | 1000Kg    |
| CMLSC-HS   | Optional Half Depth Shelf (adjustable)                   |                           |           |
| CMLSC-SG   | Optional Small Shelf Gate                                |                           |           |
| CMLSC-OCS  | Optional Castor/Brake System (adds 70mm to height)       |                           |           |
| CMLSC-S    | Optional Steel Sheet Floor                               |                           |           |



## 1360 Logistics & Storage Cage with Single Point Castor Lock

This patented unit includes a foot brake which automatically locks the castors! No longer do you need to individually lock/unlock separate castors – A huge efficiency saving!

This patented world first design brings a new exciting concept to many industries including warehousing, manufacturing, processing & transport. The special design allows this unit to be stored on pallet racking with castors due to its unique base design and castor locking system.

This unit has optional adjustable shelves, which can be adjusted in 50mm increments!

From general transport to assisting in flow of goods through processing plants this unit has the ability to change many processes across multiple industries.

- 2 swing access gates
- Single point castor locking
- Suitable for pallet racking with positive locking base design
- Adjustable shelves adjust in 50mm increments
- 4-way forklift access & 2-way pallet truck entry
- Anti-tipping bars
- Zinc plated finish
- Padlockable

| Order Code | Description                                | Dimensions (mm)           | WLL (UDL) |
|------------|--|---------------------------|-----------|
| CMLSC-1360 | 1360 Logistics & Storage Cage with Castors | 1160W x 1170D x 1360 High | 1000Kg    |
| CMLSC-FS   | Optional Full Depth Shelf (Adjustable)     |                           |           |
| CMLSC-S    | Optional Steel Sheet Floor                 |                           |           |







## Attached Lid Containers

These dust/weather resistant attached lid containers are ideal for small parts storage and distribution. The unique design also allows for an optional security seal which alerts you if someone has accessed or tampered with your goods! Great for stores, workshops, offices, removalists, shutdowns, couriers and more. The ability to stack when full and nest when empty slashes freight costs and saves on space and the attached lids ensure you'll never lose your lids!

- Dust/weather resistant
- Optional security tags available
- Ensures your lids don't go missing
- Ideal for storage on shelving

**DUST & WEATHER RESISTANT**

| Order Code | Description                | Dimensions L x D x H (mm) |
|------------|----------------------------|---------------------------|
| CSLC-6032  | 60L Attached Lid Container | 600 x 400 x 320 High      |
| CSLC-60365 | 68L Attached Lid Container | 600 x 400 x 365 High      |



**NEVER LOSE YOUR LIDS AGAIN**

## Soft Tread Anti Fatigue Matting

Soft Tread Anti Fatigue Matting is ideal for all dry areas including warehouses and workstations with a slip resistant, hard wearing and chemical resistant surface. The resilient sponge base ensures enhanced comfort. Mats come standard with a yellow border for improved safety Levels.


| Order Code | Description                               | Dimensions W x D x T (mm) |
|------------|---|---------------------------|
| CSTM-69    | Soft Tread Mat – Black with Yellow Border | 600 x 900 x 14            |
| CSTM-915   | Soft Tread Mat – Black with Yellow Border | 900 x 1500 x 14           |



## Grease Proof Super Tread Matting

Not only does this mat provide super high comfort levels it also improves safety levels with a superior slip resistant raised surface which is the ideal solution to greasy conditions. It is formulated to offer maximum grease resistance and the underside profile provides an anti-fatigue cushioning that holds the mat firmly in position. A 50mm beveled edge helps provide a trip-free solution. Suitable for oily industrial environments, abattoirs, dairy, engineering and fishing applications.

| Order Code | Description                      | Colour | Dimensions W x D x T (mm) |
|------------|----------------------------------|--------|---------------------------|
| CGPSTM-915 | Grease Proof Super Tread Matting | Grey   | 900 x 1500 x 18           |








## Storeman® Louvre Panels

Louvre Panel Boards are designed to hang plastic bins for small parts storage. These panels are easy to fix to wall studs or frames and are supplied in a 1020mm W x 460mm H panel allowing you to configure this system to your exact needs. With these panels any wall surface can be turned into useful parts storage space.

CONFIGURE TO YOUR NEEDS

- Powdercoat finish
- Configure to your needs
- Full Range of buckets available

| Order Code | Description             | Dimensions W x H (mm) |
|------------|-------------------------|-----------------------|
| CLHB-10246 | Storeman® Louvre Panels | 1020 x 460            |



PARTS STORAGE MADE EASY



## Stackable Plastic Parts Bins

Stackable plastic parts bins are designed for small parts storage. These strong plastic bins withstand the heavy workloads of everyday workshop environments. Commonly used on shelving and the larger sizes can have dividers inserted for split storage.

HAVE YOUR PARTS WHERE YOU NEED THEM, WHEN YOU NEED THEM

| Order Code    | Description   | Dimensions W x D x H (mm) |
|---------------|---|---------------------------|
| CIH1000 - N5  | Yellow Plastic Parts Bin                            | 100 x 120 x 60            |
| CIH1001 - N10 | Blue Plastic Parts Bin                              | 100 x 178 x 85            |
| CIH1002 - N20 | Red Plastic Parts Bin                               | 135 x 225 x 125           |
| CIH1003 - N30 | Yellow Plastic Parts Bin                            | 205 x 280 x 165           |
| CIH1004 - N40 | Blue Plastic Parts Bin                              | 410 x 280 x 165           |
| CIH1006 - N60 | Red Plastic Parts Bin                               | 440 x 410 x 210           |
| CIH1015       | Plastic Divider to suit CIH1003-N30 and CIH1004-N40 |                           |
| CIH1020       | Plastic Divider to suit CIH1006-N60                 |                           |

## Rigging Hanging Racks

These heavy duty rigging storage racks are ideal for storage of chains, slings etc. You can now better organise your rigging storage area allowing faster picking so your team can focus on other tasks.

- Heavy duty
- 10mm diameter hooks
- Yellow powdercoated finish



| Order Code | Description                             | Dimensions  |
|------------|---|-------------|
| CHB-1100   | 1100 Rigging Hanging Rack with 11 hooks | 1100mm long |
| CHB-2200   | 2200 Rigging Hanging Rack with 22 hooks | 2200mm long |

## 3500kg Rated Heavy Duty Pallet Table

This extra heavy duty pallet table is ideal for having heavy pallets at a workable height for access or strapping.

- Fits standard 1165mm square pallet on top
- Includes blocks in corner to prevent standard pallet sliding off
- Yellow Painted Finish



| Order Code | Description             | Dimensions W x D x H (mm) |
|------------|-------------------------|---------------------------|
| CHPT-3500  | Heavy Duty Pallet Table | 1240 x 1240 x 750mm High  |







## Battery Powered Strapper & Accessories

These quality lightweight battery powered combination tools (4.05kg) are ergonomically designed to reduce operator fatigue. These strapping machines are designed for use with 19mm PET strapping and are supplied with a charger and 1 battery.

Each strapper is supplied with a spare parts kit common wear parts to reduce waiting time and cost of sending to a servicing centre.

This quality Strapping Dispenser is designed for dispensing our PET strapping. It includes a strap brake system and a heavy duty tray big enough to fit a battery powered strapping tool.

PET Strapping is great for loads that require either high or low tension. It can strap items such as; timber, palletised boxes, bricks, and other general goods. Some advantages of PET strap include: Impact resistance, high retained tension, no sharp edges, UV resistance, temperature sensitivity and easy to handle.

### CS19 Features:

- 3 mode selections; Manual, Semi-Automatic and Fully Automatic
- Soft & hard tension modes
- Auto lock operation panel if no operation status for over 30 seconds and enters sleep state if no operation for 120 seconds
- Functionality to adjust tension force as well as welding time to ensure optimum tension and weld



| Order Code | Description  |
|------------|--|
| CS19       | Batter strapper, charger, battery & spare parts kit                  |
| CS19-BATT  | Extra battery for CS19   |
| C-H84      | PET Strapping Dispenser  |
| PET-S19    | Green PET Strapping – 19mm x 1mm x 800m – 700Kg Minimum Break Strain |

## Reusable Pallet Wrap

This revolutionary reusable pallet wrap series is an innovative way to reduce single use plastics in your operation.

Designed to reduce your environmental impact as well as improve safety outcomes in your facility. Not only does this wrap provide a continuous layer of security around your products it also has straps to secure the wrap to the pallet.

Ideal for applications where pallet cages are not required. We look forward to talking to you about reducing your single use plastic usage.



| Order Code | Description               | Dimensions (mm)           |
|------------|---------------------------|---------------------------|
| CRPW-1000  | 1m Reusable Pallet Wrap   | 1165 x 1165 x 1000mm High |
| CRPW-1200  | 1.2m Reusable Pallet Wrap | 1165 x 1165 x 1200mm High |







## Order Picking Cage

The order picker cage is a heavy duty warehouse solution designed to assist with efficient and safe order picking, packing and viewing of goods in racking situations.

Designed in accordance with Australian Standards AS 5144.3 this cage is only able to be used for dedicated order picker/stock picker forklift truck units and should be discussed with your forklift provider.

- Powdercoated finish
- Castors available to assist with easy moving to storage location
- Chains for securing to order picker forklift truck
- Includes grabber plate

| Order Code | Description        | Dimensions (mm)       | WLL    | Weight |
|------------|--------------------|-----------------------|--------|--------|
| COPC-1000  | Order Picking Cage | 1216W x 1405D x 1150H | 1000Kg | 283Kg  |
| COPC-OC    | Optional Castors   | Add 150mm of height   |        |        |



## Order Picking Cage with Shelving

The order picking cage with shelving is designed to allow safer and easier handling of items picked.

Designed in accordance with Australian Standards AS 5144.3 this cage is only able to be used for dedicated order picker/stock picker forklift truck units and should be discussed with your forklift provider.

- Powdercoated finish, shelving mesh/uprights zinc plated
- Adjustable shelving
- Castors available to assist with easy moving to storage location
- Chains for securing to order picker forklift truck
- Includes grabber plate



| Order Code  | Description                     | Dimensions (mm)       | WLL    | Weight |
|-------------|---------------------------------|-----------------------|--------|--------|
| COPC-1000-S | Order Picking Cage with Shelves | 1216W x 1405D x 2165H | 1000Kg | 411Kg  |
| COPC-OC     | Optional Castors                | Add 150mm of height   |        |        |







## Forklift Work Platform

This unit is designed for use with a forklift, to carry out jobs of short duration and for occasional routine tasks such as maintenance or stocktake. Supplied with slipper locking pins, toe boards all round and anchor rings for harnesses. No more than 2 people may be lifted at 1 time.

The usage of a work platform on a forklift truck should not be considered if the capacity of the forklift is less than 1800kg for a counterbalanced style or 1080kg for a reach type forklift. Supplied flatpacked for freight savings. Meets Australian Standards.

- Manufactured to meet Australian Standards AS 2359-1
- Zinc plated finish
- Mesh back safety screen
- Inward opening, self-closing door
- Toe boards all sides with skid resistant floor plate
- Supplied as flatpack for freight savings
- Fork pocket size: 160x60mm
- Include locking pins to secure behind forklift tines



| Order Code | Description            | Dimensions (mm)                         | Increments | Platform Size (mm) |
|------------|------------------------|---|------------|--------------------|
| FWP-250    | Forklift Work Platform | 1155W x 1225D x 2065 High inc. backrest | 250Kg      | 160 x 60           |




## Forklift Extension Slippers

Designed to extend the length of forklift tines and allow extra applications to be achieved with your forklift. These forklift extensions slippers have been designed with slimline profile to allow increased usability.

- Zinc plated finish
- Includes locking pins for securing to forklift
- Includes load rating plate



| Order Code | WLL    | Length (mm) | Load centre | Max Tine Size | Min Tine Length |
|------------|--------|-------------|-------------|---------------|-----------------|
| CFES2-18   | 4000kg | 1780        | 500mm       | 130 x 50mm    | 1065mm          |
| CFES2-24   | 4000kg | 2400        | 500mm       | 130 x 50mm    | 1435mm          |
| CFES4-24   | 8000kg | 2400        | 600mm       | 160 x 65mm    | 1435mm          |







## Self Tipping Waste Bin

This range of self tipping bins is suited mainly for waste handling applications. These heavy duty bins are designed to nest for freight savings (lugs included for unloading empty nested bins). Simply load the bins up, take them on the forklift to your main waste bin and dump the load.

- 1000kg WLL
- Painted finish

| Order Code | Description                    | Capacity | Dimensions L x W x H (mm) | Fork Pocket Size | Fork Pocket Centres |
|------------|--------------------------------|----------|---------------------------|------------------|---------------------|
| CCSD9      | Nesting Self Tipping Waste Bin | 950L     | 1570 x 1010 x 1010        | 185W x 73mmH     | 340mm               |
| CCSD12     | Nesting Self Tipping Waste Bin | 1250L    | 1570 x 1310 x 1010        | 185W x 73mmH     | 635mm               |



## Self Tipping Waste Bin with Castors

This range of self tipping bins is suited mainly for waste handling applications. These heavy duty bins are designed to nest for freight savings (lugs included for unloading empty nested bins). Simply load the bins up, take them on the forklift to your main waste bin and dump the load.

The castors allow you to manoeuvre the bin around your work process without getting a forklift.

- 750kg WLL
- Painted finish

| Order Code | Description                    | Capacity | Dimensions L x W x H (mm)              | Fork Pocket Size | Fork Pocket Centres |
|------------|--------------------------------|----------|--|------------------|---------------------|
| CCSD9-C    | Nesting Self Tipping Waste Bin | 950L     | 1570 x 1010 x 1010 + 190mm for castors | 185W x 73mmH     | 340mm               |
| CCSD12-C   | Nesting Self Tipping Waste Bin | 1250L    | 1570 x 1310 x 1010 + 190mm for castors | 185W x 73mmH     | 635mm               |

## Small Tipping Bin

These waste handling bins are ideal for handling of waste in your warehouse or workshop area. The small size bin has a 0.48m<sup>3</sup> capacity making it easy to manoeuvre around your work area before emptying into a larger bin once you're ready.

This cage is ideal for storage of low height goods and long and awkward items in pallet racking and stacking in your warehouse. Fully removable front and rear gates allow for fast, easy and safe access and handling of goods.

- Coated in enamel paint

| Order Code | Description                           | Dimensions (mm)        | WLL (UDL) |
|------------|---------------------------------------|------------------------|-----------|
| CCFS9      | Small Waste Handling Bin with Castors | 1045L x 940W x 870High | 350Kg     |




## Wheelie Bin Tippers

- Allows 180° rotation of standard 240 litre plastic wheelie bins
- Ramp fitted for wheeling bins into position
- Safety chain and backrest used to secure bins in cradle
- Simple tipping action operated from forklift driver's seat
- Slip-on attachment allows quick connection to a forklift
- Ideal for manufacturing and general industry applications
- Zinc finish

| Order Code | Description            | WLL    |
|------------|------------------------|--------|
| CNWB-T1    | Single 240L Bin Tipper | 500Kg  |
| CNWB-T2    | Double 240L Bin Tipper | 1000Kg |





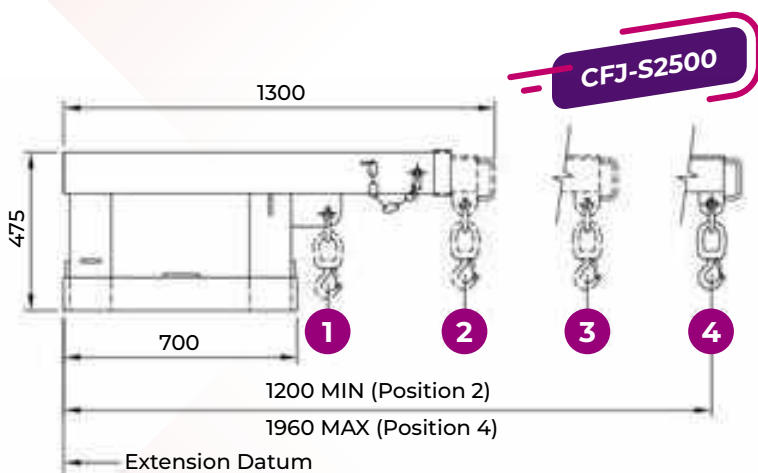


## 2500Kg Forklift Telescopic Jibs

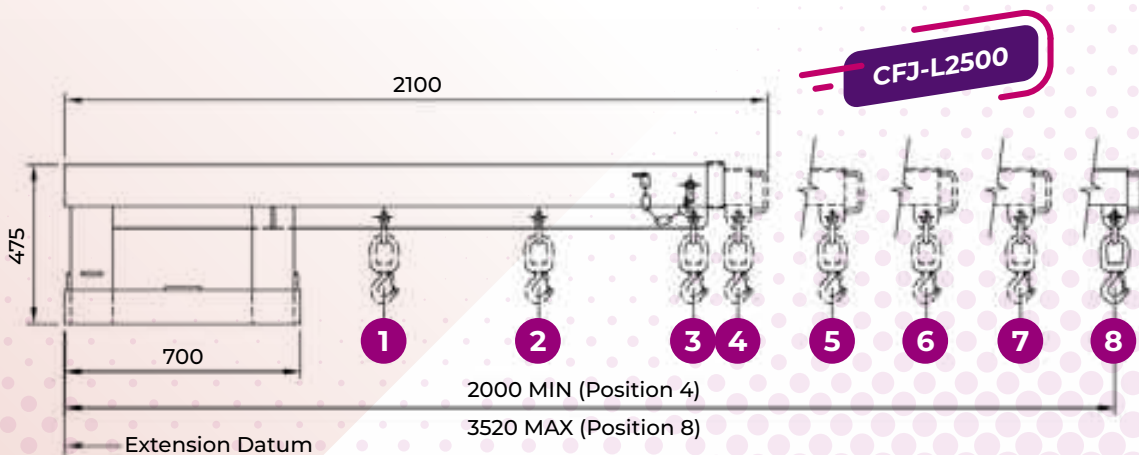
These 2.5T rated forklift jibs are a versatile solution with multiple lift points (varying lifting capacities). Available in 2 configurations allowing you maximum flexibility.

- Zinc plated finish
- Supplied with swivel hook, chain & shackle
- Includes safety chain for securing to the forklift

| Order Code | Dimensions            | WLL    |
|------------|-----------------------|--------|
| CFJ-S2500  | 1307L x 375W x 480mmH | 2500Kg |
| CFJ-L2500  | 2097L x 375W x 480mmH | 2500Kg |



| SAFE WORKING LOADS (WLL) PER POSITION |      |      |      |      |
|---------------------------------------|------|------|------|------|
| POSITION                              | 1    | 2    | 3    | 4    |
| EXTENSION (mm)                        | 790  | 1200 | 1580 | 1960 |
| WLL (kg)                              | 2500 | 1200 | 900  | 530  |



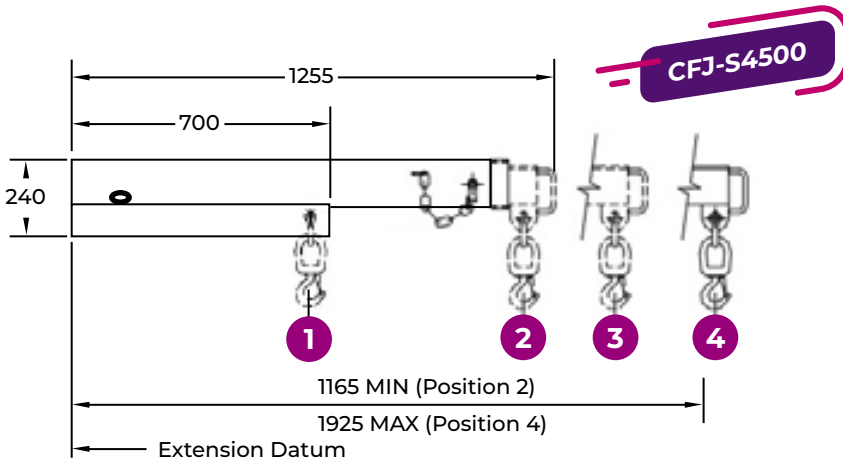
| SAFE WORKING LOADS (WLL) PER POSITION |      |      |      |      |      |      |      |      |
|---------------------------------------|------|------|------|------|------|------|------|------|
| POSITION                              | 1    | 2    | 3    | 4    | 5    | 6    | 7    | 8    |
| EXTENSION (mm)                        | 950  | 1410 | 1870 | 2000 | 2380 | 2760 | 3140 | 3520 |
| WLL (kg)                              | 2500 | 1200 | 900  | 950  | 740  | 500  | 380  | 240  |

# 4500Kg Forklift Telescopic Jibs

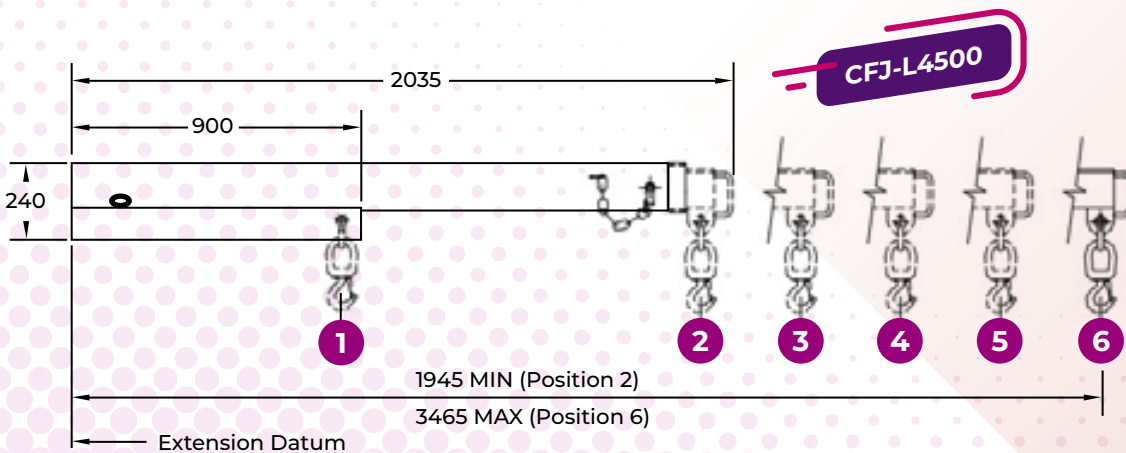
These 4.5T rated forklift jibs are a versatile solution with multiple lift points (varying lifting capacities). Available in 2 configurations allowing you maximum flexibility.

- Zinc plated finish
- Supplied with swivel hook, chain & shackle
- Includes safety chain for securing to the forklift

| Order Code | Dimensions            | WLL    |
|------------|-----------------------|--------|
| CFJ-S4500  | 1257L x 490W x 240mmH | 4500Kg |
| CFJ-L4500  | 2042L x 490W x 240mmH | 4500Kg |




| SAFE WORKING LOADS (WLL) PER POSITION |      |      |      |      |
|---------------------------------------|------|------|------|------|
| POSITION                              | 1    | 2    | 3    | 4    |
| EXTENSION (mm)                        | 670  | 1165 | 1545 | 1925 |
| WLL (kg)                              | 4500 | 2900 | 1300 | 750  |



| SAFE WORKING LOADS (WLL) PER POSITION |      |      |      |      |      |      |
|---------------------------------------|------|------|------|------|------|------|
| POSITION                              | 1    | 2    | 3    | 4    | 5    | 6    |
| EXTENSION (mm)                        | 870  | 1945 | 2325 | 2705 | 3085 | 3465 |
| WLL (kg)                              | 4500 | 1300 | 750  | 560  | 380  | 200  |





## Forklift Container Ramps

This range of container ramps are designed for safer and easier unloading of goods from shipping containers at ground level. The fixed container ramp is a more economical solution whilst the CFR-6500 offers increased flexibility with a self levelling lip for use in slightly uneven ground.

- Safety yellow painted finish
- Includes chains for securing to shipping container when in use
- Heavy duty design




| Order Code | Description                          | Dimensions (mm) | WLL (UDL) |
|------------|--------------------------------------|-----------------|-----------|
| CFR-E6000  | Fixed Container Ramp                 | 1542 x 2000mm   | 6000Kg    |
| CFR-6500   | 6500Kg self levelling Container Ramp | 1990 x 2200mm   | 6500Kg    |



## 3m and 6m Expandable Barriers

Multi-purpose expandable barriers are highly versatile and can be used either as a freestanding unit or a wall attachment. This unit is 2 units rolled into 1 as they are supplied complete with attachments to fix to the wall and feet if required for portable use! Available in 3m and 6m lengths – Optional castors & mounting posts available.



| Order Code | Description   | Dimensions                  |
|------------|---|-----------------------------|
| CBPG300BY  | 3 Metre Black & Yellow Expanding Barrier                      | 990mm High<br>Expands to 3m |
| CBPG600BY  | 6 Metre Black & Yellow Expanding Barrier                      | 990mm High<br>Expands to 6m |
| CBPG-LC    | Optional Locking Castor<br>(2 Units Required Per Barrier Leg) |                             |
| CBPG29SM   | Freestanding Metal Mounting Post                              | 1m High                     |



**NEW & IMPROVED**



## Multi Bay Expandable Barriers

Our range of multi bay expandable barriers is ideal for workplaces which need flexibility in their layouts or for cordoning off small areas. These fantastic units are compact for easy manoeuvring around your workplace.

| Order Code | Description   | Dimensions                          |
|------------|---|-------------------------------------|
| CBPG2BY    | Black & Yellow 5.4m, 2 Bay Flexible Expandable Barrier        | 990mm High<br>expands to 5.4m total |
| CBPGBY     | Black & Yellow 7.8m, 3 Bay Flexible Expandable Barrier        | 990mm High<br>expands to 7.8m total |
| CBPG-LC    | Optional Locking Castor<br>(2 Units Required Per Barrier Leg) |                                     |
| CBPG29SM   | Freestanding Metal Mounting post                              | 1m High                             |



**OPTIONAL CASTORS AVAILABLE**





## Heavy Duty Mobile Bollard for Retractable Belt Barriers

The Heavy Duty Mobile Bollards are designed for use with retractable belt barriers making them ideal for outdoor applications where area demarcation and safety are important. These units included adjustable height forklift pockets making them ideal for easy positioning around your laydown yard, warehouse loading areas etc. Ensuring flow of traffic and separation of vehicles and people is critical and this heavy duty series helps ensure you don't leave safety to chance.

- Suits Containit Range of 15 & 25m CRH series retractable belt barriers
- Includes adjustable forklift pockets for easy positioning
- Yellow Powdercoat Finish
- Includes extra optional weight
- Ideal for outdoor applications

| Order Code | Description               | Dimensions (mm)                               |
|------------|---------------------------|---|
| CRM-MBHD   | Heavy Duty Mobile Bollard | 450 x 450 x 1300mm high (+eye bolt & castors) |



## Heavy Duty Retractable Safety Barrier

These heavy duty retractable safety barriers are ideal for applications where large areas need to be closed off to assist in safety. Ideal for warehouses, workshops, distribution centres and outdoor low wind areas. Various colour tapes & attachments are available to suit your specific application.

- Heavy duty
- Multiple belt colours available to suit your specific application
- Various mounting options available



| Order Code | Barrier Length<br>(all barriers include wall mount receiver clip & wall mount bracket) |
|------------|--|
| CRH-15BY   | 15m barrier with Black & Yellow belt   |
| CRH-15Y    | 15m barrier with Yellow belt   |
| CRH-15RW   | 15m barrier with Red & White belt  |
| CRH-15FY   | 15m barrier with Fluro Yellow belt   |
| CRH-15FYB  | 15m barrier with Fluro Yellow & Black belt   |
| CRH-15BW   | 15m barrier with Blue & White belt   |
| CRH-25BY   | 25m barrier with Black & Yellow belt   |
| CRH-25Y    | 25m barrier with Yellow belt   |
| CRH-25RW   | 25m barrier with Red & White belt  |
| CRH-25FY   | 25m barrier with Fluro Yellow belt   |
| CRH-25FYB  | 25m barrier with Fluro Yellow & Black belt   |
| CRH-25BW   | 25m barrier with Blue & White belt   |
| CRH-BM     | 1200mm high Bollard with mounting plate for Heavy Duty Retractable Safety Barrier      |







## 4.5m Wall Mount Retractable Belt Barrier

Our Retractable Belt Barriers are a fantastic and easy to use barrier system designed to make area demarcation easy. These units are ideal for use in warehouses and loading docks for aisle closures etc. and help to provide a safe work environment for personnel. The safety black and yellow belt is an ideal visual demarcation solution. Includes a wall receiver clip.

| Order Code | Description                             |
|------------|---|
| CRBWM      | 4.5 Wall Mount Retractable Belt Barrier |



EASY TO FIT & USE

## 9m Magnetic/Suction Mount Retractable Belt Barrier

This unique magnetic unit is designed to provide maximum flexibility with a magnetic clip on both the housing unit and the belt allowing easy repositioning. This unit also includes a suction attachment for joining onto non magnetic surfaces. Ideal for use on pallet racking to close off aisles.

| Order Code | Description  |
|------------|--|
| CRBMGS     | 9m Magnetic/Suction Mount Retractable Belt Barrier |



IDEAL FOR CLOSING OFF WAREHOUSE ISLES



## Permanent Bollards

Permanent Bollards assist in traffic control, property protection and area demarcation. Our bollards are finished in a quality yellow powdercoated finish making them highly visible and safe. Ideal for warehouses, factories, distribution centres, carparks and many other general workplace applications. Surface mount bollards include fixings.

| Order Code | Description                                     | Height (mm) | Diameter (mm)  |
|------------|---|-------------|----------------|
| SBA0042-4  | Surface Mount Bollard – 200mm square base plate | 1067        | 114 (4mm wall) |



KEEP YOUR AREAS FLEXIBLE

## Removable Surface Mount Bollards

These removable bollards have a base mount unit which is bolted to the ground and is detachable from the bollard. The key lock model is designed for high security areas and comes with 2 registered keys and the T-Lock uses a simple lock suited to low or medium security areas.

| Order Code | Description                                 | Height (mm) | Diameter (mm) |
|------------|---|-------------|---------------|
| CSMCL      | Removable Surface Mount Bollard with Key    | 970         | 90 (5mm wall) |
| CSMTL      | Removable Surface Mount Bollard with T-Lock | 970         | 90 (5mm wall) |





BUY DIRECT & SAVE

# MATERIALS HANDLING & DRUM HANDLING

|  |     |  |     |
|--|-----|--|-----|
| Premium Electric Powered Pallet Truck                        | 253 | 750kg Capacity<br>Electric Mobile Scissor Lift Trolley | 265 |
| Economical Electric Powered Pallet Truck                     | 254 | 150kg Electric Work Positioner                         | 266 |
| 2500kg Capacity Manual Pallet Truck                          | 255 | 400Kg Capacity Manual Platform Stacker                 | 267 |
| Premium Adjustable<br>Electric Powered Straddle Stacker      | 256 | 400Kg Capacity Electric Platform Stacker               | 267 |
| Semi-Electric Straddle Stacker                               | 257 | Electric Powered Tow Tug                               | 268 |
| Manual Straddle Stacker                                      | 257 | Semi-Automatic Drum Lifter and Rotator                 | 269 |
| Spring Lift Pallet Positioners<br>with Turntable             | 258 | Manual Drum Lifter and Rotator                         | 269 |
| 2000kg Capacity<br>Rotating Electric Lift Table              | 259 | Manual Drum Depalletiser & Stacker                     | 270 |
| 2000kg Capacity Electric Lift Table                          | 260 | Utility Drum Trolley                                   | 271 |
| 4000kg Capacity Electric Lift Table                          | 261 | Beak Drum Lifter                                       | 272 |
| 2000kg Capacity Low Profile<br>Lift Table with Optional Ramp | 262 | Side Grip Drum Lifter                                  | 272 |
| 1500kg Capacity<br>Extra Low Profile Lift Table              | 263 | Forklift Drum Rotator                                  | 273 |
| Ergonomic Battery Lifting Trolley                            | 264 | Expandable Conveyors with Rollers                      | 274 |
| Manual Mobile Scissor Lift Trolleys                          | 265 | Expandable Conveyors with Skate Wheels                 | 275 |
|  |     | Powered Expandable Conveyors<br>with rollers           | 276 |
|  |     | Modular Conveyor System                                | 277 |

## Premium Electric Powered Pallet Truck

- Load capacity: 1500kg
- Emergency reverse button – drives away from operator if button hits user
- Includes lowering & lifting buttons, & safety horn
- 1330mm turning radius
- Tine size: 50x150x1150mm
- Lowered height: 80mm
- Lift height: 115mm
- Wheel type: Polyurethane
- Travel speed (unloaded): 4.5Km/h
- Mechanical brake – brakes truck when handle is released
- Battery: 24V 30Ah – 3 hour charging time
- Emergency stop button



| Order Code | Description                   | Dimensions (mm) |
|------------|-------------------------------|-----------------|
| CPT-PE     | Premium Electric Pallet Truck | 1550L x 695W    |







## Economical Electric Powered Pallet Truck

- Load capacity: 1500kg
- Emergency reverse button – drives away from operator if button hits user
- Controlled by key switch
- Includes lifting button, lowering lever, & safety horn,
- 1390mm turning radius
- Tine Size: 50x150x1150mm
- Lowered height: 80mm
- Lift height: 115mm
- Wheel type: Polyurethane
- Travel speed (unloaded): 4.5Km/h
- Mechanical brake – brakes truck when handle is released
- Battery: 24V 20Ah – 2 hour charging time
- Emergency stop button

| Order Code | Description                   | Dimensions (mm) |
|------------|-------------------------------|-----------------|
| CPT-EE     | Economy Electric Pallet Truck | 1550L x 685W    |



## 2500kg Capacity Manual Pallet Truck

- Load capacity: 2500kg
- 1220mm long fork length
- 685mm overall tine width
- 80kg net weight
- Pump up with handle, lower with lever
- Rubber coated handle

| Order Code | Description                | Dimensions (mm) |
|------------|----------------------------|-----------------|
| CMPT-685   | 2500kg Manual Pallet Truck | 1550L x 695W    |







2930mm  
LIFT HEIGHT

## Premium Adjustable Electric Powered Straddle Stacker

- Fork tines adjust from 200 overall width to 765 overall
- Load capacity: 1000kg
- 1404mm turning radius
- Tine size: 30x100x1070mm
- Lowered height: 60mm
- Wheel type: Polyurethane
- Travel speed (unloaded): 4.5Km/h
- Mechanical brake – brakes truck when handle is released
- Emergency reverse button – drives away from operator if button hits user
- Emergency stop button
- Anti-rolling back braking device
- Safety hydraulic design prevents mast from falling down abruptly if oil pipes were cut
- On board battery charger
- Mast height lowered = 1940mm, 3895mm extended
- 2930mm lift height

| Order Code | Description                                |
|------------|--|
| CST-PA     | Premium Adjustable Electric Pallet Stacker |



ADJUSTABLE  
WIDTH TINES



## Semi-Electric Straddle Stacker

- Fork tines adjust from 220 overall width to 790 overall
- 1500kg capacity
- 65mm lowered fork height
- 3100mm max fork height
- 1000mm fork length
- 600mm load centre
- 1435mm turning radius
- 960-1240mm width between legs (adjustable)

| Order Code | Description                             | Dimensions (mm)                 |
|------------|---|---------------------------------|
| CST-SA     | Semi-electric Adjustable Pallet Stacker | 1645L x 1510 x 2100/3675mm High |



**BOTH HAVE ADJUSTABLE WIDTH TINES**

**BOTH ARE FOR USE ON LEVEL SURFACE AREAS**

## Manual Straddle Stacker

- Fork tines adjust from 210 overall width to 800 overall
- 1500kg capacity
- 75mm lowered fork height
- 1600mm max fork height
- 1150mm fork length
- 600mm load centre
- 1590mm turning radius
- 930-1220mm width between legs (adjustable)
- 100mm diameter front wheels, 150mm diameter rear wheel diameter

| Order Code | Description                      | Dimensions (mm)            |
|------------|----------------------------------|----------------------------|
| CST-MA     | Manual Adjustable Pallet Stacker | 1510L x 1380 x 2070mm High |





## Spring Lift Pallet Positioners with Turntable

- Designed to keep top layer of pallet at or above waist level to help prevent bending
- Supplied with 3 springs, helping provide adjustment for different loads
- Supplied flatpacked but can be supplied assembled on request
- Handles loads up to 2000kg
- Top turn turntable allows operators to spin load to where they are standing
- 1100mm table diameter
- 240-705mm table height variance

| Order Code | Description                                    |
|------------|--|
| CSLPP-2P   | Yellow Powdercoated Spring Lift Positioner     |
| CSLPP-2G   | Galvanized Powdercoated Spring Lift Positioner |




## 2000kg Capacity Rotating Electric Lift Table

- Electric lift table via foot pedal, manual rotating top
- 2000kg capacity
- 1110mm diameter turntable
- Quality blue powdercoat finish
- Lifting range: 300 – 910mm
- Single phase power




**ELECTRIC LIFT  
MANUAL  
ROTATING TOP**

| Order Code | Description                                  | Dimensions (mm)           |
|------------|--|---------------------------|
| CMLT-2TMR  | 2000kg Capacity Rotating Electric Lift Table | 1110mm diameter turntable |







## 2000kg Capacity Electric Lift Table

- Fitted with aluminum safety bar preventing descent when contacting an obstruction
- Heavy duty design
- Removable lifting eyes for positioning or maintenance
- Hand push button controller with up down & emergency stop
- Safety clearance between scissors to help prevent trapping in operation
- Heavy duty cylinders with drainage system and check valve to stop the lift table lowering in case of hose burst
- Internal power pack equipped with relief valve to protect against overloading.
- Quality blue powdercoat finish
- Full range of optional accessories available
- Lifting range: 190 – 1010mm
- Single phase power

| Order Code | Description                         | Dimensions (mm)             |
|------------|-------------------------------------|-----------------------------|
| CELT-2T    | 2000kg Capacity Electric Lift Table | 1400 x 1200mm platform size |
| CELT-2T-SS | Concertina Safety Skirt for CELT-2T |                             |
| CELT-2T-BT | Ball Transfer Table to suit         | 1300 x 1200mm               |




## 4000kg Capacity Electric Lift Table

- Fitted with aluminum safety bar preventing descent when contacting an obstruction
- Heavy duty design
- Removable lifting eyes for positioning or maintenance
- Hand push button controller with up down & emergency stop
- Safety clearance between scissors to help prevent trapping in operation
- Heavy duty cylinders with drainage system and check valve to stop the lift table lowering in case of hose burst
- Internal power pack equipped with relief valve to protect against overloading.
- Quality blue powdercoat finish
- Full range of optional accessories available
- Lifting range: 300 – 1400mm
- Single phase power



| Order Code | Description                         | Dimensions (mm)             |
|------------|-------------------------------------|-----------------------------|
| CELT-4T    | 2000kg Capacity Electric Lift Table | 2200 x 1100mm platform size |
| CELT-4T-SS | Concertina Safety Skirt for CELT-4T |                             |







## 2000kg Capacity Low Profile Lift Table with Optional Ramp

- Optional ramp for pallet truck access
- 2000kg capacity
- Fitted with aluminum safety bar preventing descent when contacting an obstruction
- Heavy duty design
- Removable lifting eyes for positioning or maintenance
- Includes control box with up down & emergency stop
- Heavy duty burst safety valve to stop lift table lowering in case of hose breakage
- External power pack equipped with relief valve to protect against overloading
- Quality blue powdercoat finish
- Lifting range: 105 – 870mm
- Single phase power

**SINGLE PHASE  
POWER**

| Order Code | Description                            | Dimensions (mm)             |
|------------|--|-----------------------------|
| CELT-2LP   | 2000kg Low Profile Electric Lift Table | 1600 x 1200mm platform size |
| CELT-2LP-R | Optional Ramp for CELT-2LP             |                             |



## 1500kg Capacity Extra Low Profile Lift Table

- Ramps for pallet truck access
- 1500kg capacity
- Upper platform fitted with safety perimeter preventing descent when contacting an obstruction
- Heavy duty design
- Removable lifting eyes for positioning or maintenance
- Includes control box with up down & emergency stop
- Heavy duty burst safety valve to stop lift table lowering in case of hose breakage
- External power pack equipped with relief valve to protect against overloading
- Quality blue powdercoat finish
- Lifting range: 30 – 800mm
- Fits standard Australian pallet (1270 x 1200mm platform)
- Single phase power



**SINGLE PHASE  
POWER**



| Order Code  | Description                                  | Dimensions (mm)             |
|-------------|--|-----------------------------|
| CELT-1.5ELP | 1500kg Extra Low Profile Electric Lift Table | 1270 x 1200mm platform size |







## Ergonomic Battery Lifting Trolley

These unique Ergonomic Battery Handling trollies are ideal for the safe handling and picking of batteries. The rollers allow easier movement of batteries from storage cages, benches etc and reduce the effort that your team need to safely conduct their tasks.

- 850 x 490mm Platform
- 340mm Lowered and 925mm Raised Platform Height
- 400Kg Capacity
- Fold down end panel for easy removal of batteries
- Includes 2 ratchet straps for securing batteries
- 985mm High Handle
- 125 x 40mm Castors
- Raised by Foot Pedal & Lowered by Hand Pull Lever
- Powdercoat finish

| Order Code | Description                       | Dimensions (mm)  | WLL (UDL) |
|------------|-----------------------------------|--|-----------|
| CTF500-RB  | Ergonomic Battery Lifting Trolley | 700 x 450 x 36mm Platform<br>340mm Lowered and 925mm Raised Platform Height<br>985mm High Handle<br>125 x 40mm Castors | 400Kg     |



## Manual Mobile Scissor Lift Trolleys

- Heavy duty design
- Foot pump for raising, hand release for lowering
- Quality Blue powdercoat finish

| Order Code | Description                            | Dimensions (mm)  | WLL (UDL) |
|------------|--|--|-----------|
| CTF150     | 150Kg Manual Mobile Lift Table Trolley | 700 x 450 x 36mm Platform<br>220mm Lowered and 730mm Raised Platform<br>940mm High Handle<br>100 x 32mm Castors  | 150Kg     |
| CTF500     | 500Kg Manual Mobile Lift Table Trolley | 850 x 500 x 55mm Platform<br>290mm Lowered and 875mm Raised Platform<br>985mm High Handle<br>125 x 340mm Castors | 500Kg     |



## 750kg Capacity Electric Mobile Scissor Lift Trolley

- Heavy duty design
- Control box on handle with up, down & emergency stop
- Single phase power
- Quality blue powdercoat finish
- Lifting range: 450 – 950mm

| Order Code | Description   | Dimensions (mm)             |
|------------|---|-----------------------------|
| CMLT-75E   | 750Kg Capacity Electric Mobile Scissor Lift Trolley | 1010L x 520mm platform size |







## 150kg Electric Work Positioner

- Heavy duty design
- Single phase (240V) charging
- 150Kg capacity
- Quality blue powdercoat finish
- Lifting range: 130 – 1500mm
- 1130mm handle height
- 75mm diameter front wheels, 125mm diameter wheels

| Order Code | Description                              |
|------------|--|
| CEWP-NA    | Electric work positioner, no attachments |
| CEWP-P     | Platform to suit CWEP-NA (470 x 600)     |
| CEWP-BV    | V Block to sit on CEWP-P platform        |
| CEWP-DP    | Double prong to suit CWEP-NA             |
| CEWP-SP    | Single prong to suit CWEP-NA             |
| CEWP-RR    | Reel rotator to suit CWEP-NA             |



## 400Kg Capacity Manual Platform Stacker

- Foot pump for raising, turn handle release for lowering
- Quality blue powdercoat finish
- Lifting range: 85 – 1500mm
- 125mm diameter wheels
- Adjustable forks


| Order Code | Description                            |
|------------|--|
| CPS-40M    | 400Kg Capacity Manual Platform Stacker |
| CPS-OP     | Optional Steel Platform                |



## 400Kg Capacity Electric Platform Stacker

- Heavy duty design
- Control with up, down & emergency stop
- Single phase power
- Quality blue powdercoat finish
- Lifting range: 85 – 1500mm
- Adjustable forks

| Order Code | Description                              |
|------------|--|
| CPS-40E    | 400Kg Capacity Electric Platform Stacker |
| CPS-OP     | Optional Steel Platform                  |







## Electric Powered Tow Tug

- 1000kg load capacity
- Rubber pneumatic drive wheels (250mm diameter x 85mm)
- Includes collision safety switch (safety function which when activated forces the truck to reverse until the switch is restored to neutral)
- Electromagnetic service brake
- Tow coupling height: 120-280mm
- Travel speed (unloaded): 5Km/h
- Emergency stop button
- Battery: 2 x 12V/50Ah

| Order Code | Description              | Dimensions (mm)      |
|------------|--------------------------|----------------------|
| CEPTT      | Electric Powered Tow Tug | 1315L x 520W x 1010H |



CUSTOM ATTACHMENTS AVAILABLE

## Semi-Automatic Drum Lifter and Rotator

- 450kg capacity
- 2300mm maximum lifting height
- Lifts steel 205L drums and most plastic drums
- Includes lifting scale
- 1620mm turning radius
- Lift and rotates drums
- Single phase power for charging
- 150mm diameter rear wheels, 80mm diameter front wheels

| Order Code | Description                            | Dimensions (mm)            |
|------------|--|----------------------------|
| CDRL-SA    | Semi-Automatic Drum Lifter and Rotator | 1600L x 950W x 1920mm High |



## Manual Drum Lifter and Rotator

- 450kg capacity
- 1500mm maximum lifting height
- Lifts steel 205L drums and most plastic drums
- Lift and rotates drums
- 150mm diameter rear wheels, 80mm diameter front wheels

| Order Code | Description                  | Dimensions (mm)             |
|------------|------------------------------|-----------------------------|
| CDRL-M     | Manual Drum Lifter & Rotator | 1400L x 1000W x 2100mm High |







## Manual Drum Depalletiser & Stacker

- 450kg capacity
- 1100mm maximum lifting height
- Lifts steel 205L drums and most plastic drums
- Ideal for lifting drums off corner of pallet

| Order Code | Description                        | Dimensions (mm)            |
|------------|------------------------------------|----------------------------|
| CDMDS      | Manual Drum Depalletiser & Stacker | 1140L x 950W x 1870mm high |

IDEAL FOR AREAS FORKLIFTS CAN'T ACCESS



## Utility Drum Trolley

- 450kg capacity
- Lifts steel 205L drums and most plastic drums
- 250mm diameter front wheels and 75mm diameter rear wheels

| Order Code | Description          | Dimensions (mm)    |
|------------|----------------------|--------------------|
| CDUT-PS    | Utility Drum Trolley | 1450 x 700 x 750mm |







## Beak Drum Lifter

- Blue powdercoat finish
- 350Kg capacity
- Lifts steel 205L drums and most plastic drums
- Includes safety chain to attach to forklift

| Order Code | Description      | Dimensions (mm) |
|------------|------------------|-----------------|
| CBDL-1     | Beak Drum Lifter | 930 x 670 x 850 |

ECONOMICAL  
DRUM HANDLING  
SOLUTION



## Side Grip Drum Lifter

These drum lifters make handling of steel 205L drum safe and easy and allows operators to pickup drums without having to leave their seat. The drum is grabbed by pushing the arms against the drum and moving forward. The arms will lock under the drum rib when lifted. The more liquid in the drum, the more secure the grip will be. To place the drum in the required location lower the drum carefully and the arms will release once the drum is on the ground.

- Suitable for steel drums
- Allows precise placement of drums without leaving forklift seat
- 360Kg capacity
- Zinc plated finish
- Fork pocket size: 165 x 65 (LxW)
- Fork pocket centres: 325mm

| Order Code | Description           | Fork Pocket Centres | Fork Pocket Size (mm) |
|------------|-----------------------|---------------------|-----------------------|
| CSDL1      | Side Grip Drum Lifter | 325                 | 165 x 65              |

## Forklift Drum Rotator

- 300Kg Capacity
- Blue powdercoat finish
- Lifts steel 205L drums and most plastic drums (570-600mm diameter)
- 150 x 55mm forklift pocket size
- Includes safety chain to attach to forklift

| Order Code | Description           |
|------------|-----------------------|
| CDRL-1     | Forklift Drum Rotator |







## Expandable Conveyors with Rollers

- 150Kg capacity per metre
- Expands, retracts, twists and turns
- Expands from 1497 – 3978mm long
- 610mm wide roller area
- 690 – 1000mm height range
- 48mm diameter rollers
- Powdercoat finish

| Order Code  | Description                      |
|-------------|----------------------------------|
| CCS-RW-3900 | Expandable Conveyor with Rollers |



## Expandable Conveyors with Skate Wheels

- Expands, retracts, twists and turns
- 150Kg capacity p/m steel skates, 85Kg capacity p/m plastic skates
- Expands from 1016 – 3978mm long (steel skates)
- Expands from 960 – 3930mm long (plastic skates)
- 690 – 1000mm height range
- 610mm wide skate area
- 48mm diameter rollers
- Powdercoat finish

| Order Code   | Description                                   |
|--------------|---|
| CCS-GSW-3900 | Expandable Conveyor with Steel Skates         |
| CCS-PSW-3900 | Expandable Conveyor with Black Plastic Skates |







## Powered Expandable Conveyors with rollers

- 130Kg capacity per metre
- Expands, retracts, twists and turns
- Expands from 1550 – 4000mm long
- 610mm wide roller area
- 690 – 1000mm height range
- 48mm diameter rollers
- Powdercoat finish
- Single phase powered, electric drive




| Order Code   | Description                               |
|--------------|---|
| CCS-PRW-3900 | Powdered Expandable Conveyor with Rollers |



## Modular Conveyor System

- 150Kg capacity per metre (at 75mm pitch)
- Modular – join to suit your needs – also connect to our expandable conveyors
- 715 – 1015mm height range
- Powdercoat finish
- 610mm roller area



| Order Code | Description  |
|------------|--|
| CCS-AS     | Adjustable conveyor support stand  |
| CCS-3000   | 3000mm long roller frame (no rollers included – can be placed every 75mm)      |
| CCS-48R    | 48mm diameter steel roller   |
| CCS-AG     | 2025mm Access gate module with gas strut opening                               |
| CCS-BT     | 610mm square, 75mm pitch ball transfer table (fits inside end of roller frame) |
| CCS-90D    | 90 degree corner modular roller frame (no rollers included)                    |
| CCS-90DG   | Guard to suit 90 degree module to prevent cartons falling off                  |





**CONTACT  
US TODAY!**

**1300 603 110**

**[sales@containit.com.au](mailto:sales@containit.com.au)**



Watch our  
company  
video to find  
out more.



## PRODUCTS

Whilst extreme care and diligence has been used to help ensure accuracy of all pictures and information contained in this catalogue, Containit Solutions reserves the right at any time without notice to make changes to specifications, construction, colour, design or product finish to any products displayed in this catalogue.

All tools, equipment, materials or accessories pictured in this catalogue are not included with our product unless stated or quoted by Containit Solutions. We reserve the right to at any time without notice change, update or modify what is included with our products.



[containit.com.au](https://containit.com.au)

## COPYRIGHT

© Copyright Containit Solutions 2023 All rights reserved. This catalogue is subject to copyright. No part of this catalogue may be reproduced or transmitted in any way, form or by any means without the written permission of Containit Solutions.

## TERMS & CONDITIONS

The supply of all goods and services are subject to our Terms and Conditions of sale.





**containit**<sup>®</sup>  
SOLUTIONS  
palletsystems | storage | containment

*we make it easy*

**BUY DIRECT & SAVE**



**1300 603 110 | [containit.com.au](http://containit.com.au)**