

BUY DIRECT & SAVE

# ADJUSTABLE ACCESS PLATFORMS & LADDERS

Equiptec Giraffe	145
Equiptec Monkey MX21	150
VRS Squirrel Series	154
Order Picker Access Platforms	156
Modular Access Platform System	157

**Built for safety, comfort  
and fast turn arounds**

**Built for YOU!**



Equiptec  
**Giraffe**  
Own the high ground

## **It goes without saying, but if you are comfortable and confident you can produce your very best.**

That's what the Giraffe does for your people... providing a spacious, strong, easily accessed and firm deck, at the position and height that best suits them to work their maintenance magic safely and in absolute confidence.

Your plant maintenance can be done faster – sometime lots faster – and your gear can be back in action quicker saving big dollars. Everyone wins with the Giraffe.

- Handpump adjustment over 1350mm in height while deck cantilever remains the same allowing consistent access to multiple different height jobs
- Wide easy climb stairs do not change angle throughout adjustment range
- No vertical climbing
- Extra long free cantilever deck includes 3 exit gates
- Huge range of options can be retrofitted

The Giraffe units have been tested and confirmed to meet or exceed the strength, stability and all other applicable requirements for the following standards:

- AS/NZS 1576.1:2019 (Australia and New Zealand)
- ANSI-ASC A14.7-2011 (USA)
- CSA Z11-12 (Canada)

# Nine great benefits

Replace multiple fixed height platforms with one versatile high quality multi-use unit. The result is a truly versatile workstation.

The Giraffe can nose its way into many different situations, giving comfortable, constant grade stair access. The wide, flat deck makes previously awkward, dangerous and time consuming jobs easy, safe, and very efficient.



1 Efficient to climb with constant grade stair at any platform height.




2 Anti sway platform locks. Physical lock at every step height.



3 Gate gives access to work surface off the end or either side.



4 Safe and steady height adjustment with hydraulic safety valve + decent speed control.



5 Minimal floor footprint that remains the same for all platform heights.



6 Easy to load and transport with forklift pockets in chassis.



7 Reach over obstacles with generous 1.74m platform.




8 Climb or descend spacious, easy gradient stairs effortlessly.



9 Prevent falls down the stair with the firm safety bar.





# Giraffe Height Range

One base model reaching up to 4.7m

	Deck Height Range	Overall Width	Overall Length	Platform Width	Platform Length
<b>CAHP-GBU</b> 	1.5m to 2.9m	1456mm	4495mm	780mm	1786mm
<b>CAHP-GBU + CAHP-G1SE</b> 	1.8m to 3.1m	1456mm	4750mm	780mm	1786mm
<b>CAHP-GBU + CAHP-G2SE</b> 	2.0m to 3.3m	1456mm	4945mm	780mm	1786mm
<b>CAHP-GBU + CAHP-G4SE</b> 	2.4m to 3.8m	1900mm	5395mm	780mm	1786mm
<b>CAHP-GBU + CAHP-G8SE</b> 	3.7m to 4.7m	2500mm	7270mm	780mm	1786mm

# Optional Accessories

The Giraffe AHP system includes many retrofittable base options allowing you to configure a more exact solution for your access challenges. And when your needs change... so can your Giraffe!



CAHP-GHD

## Hammerhead Deck

If you need to have 2 workers working side by side... the Hammerhead is your answer. With a capacity of 200kg WLL this deck not only gives more room, but also offers both side gates and individually removable front facing gates. That's great unobstructed access to the workface on one or both sides.



CAHP-GSD

## Slide Out Deck

The Slide Out Deck allows you to reach out up to 2.9m over an obstacle, even with a 150kg loading. It still features 3 exit gates as does the standard deck and rolls out effortlessly at any height. Once you are finished with it, simply slide it back in out of the way.



CAHP-G9AD

## Angled Deck

When you are faced with tight space the Giraffe Angled Deck will save you precious room. With the ability to park your Giraffe parallel to your work project and "walk the plank" straight out at 90 degrees from the main deck... this option is awesome! With a 150kg capacity it includes an end gate and the same pack components can be assembled either to the right hand or left hand sides.





Equiptec  
**Monkey**  
 Own the high ground



**Work is safer, faster,  
 smarter with a  
 Monkey AHP!**

## Maintenance team morale booster

...and they will respond with safer work practices and faster turnaround... meaning less downtime for your profit producing gear and less stress over potential accidents.

The Monkey AHP delivers the above with simple, rapid deployment and a strong, sturdy working platform at the right ergonomic height. Maintenance staff love it!

- Fast height adjustment over 1250mm - 6 heights in 6 seconds!  
 (Hydraulic handpump optional)
- Deck cantilever distance remains constant
- Wide, easy climb anti-slip treads with constant pitch throughout adjustment range
- No vertical climbing
- Huge range of options (all can be retrofitted)

The Monkey AHP units have been tested and confirmed to meet or exceed the strength, stability and all other applicable requirements for the following standards:

- AS/NZS 1576.1:2019 (Australia and New Zealand)
- ANSI-ASC A14.7-2011 (USA)
- CSA Z11-12 (Canada)

# Seven great benefits

A solitary Monkey AHP can replace multiple fixed height platforms.

The Monkey can be used as both a work deck or an accessway. Efficient in use and efficient to store... here are a few more great Monkey benefits!



1 Extra tough, sturdy and stable workdeck with fully compliant guard and handrails.




2 Room to work on this generously sized work deck... it will handle you and your gear, WLL250kg.



3 Self closing, full size front gate.



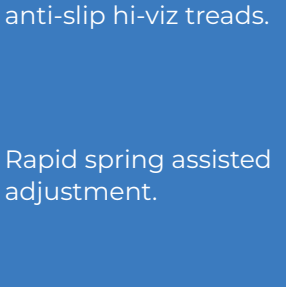
4 Convenient solid rear gate, swings up or down.



5 Easy to climb with constant grade access and super tough, anti-slip hi-viz treads.



6 Fits multiple jobs with 6 height installments.



7 Rapid spring assisted adjustment.





# AHP Monkey Configurations

Own the high ground!



**Monkey CAHP-MBC**  
Shown with  
CAHP-M4B Go Base

**Monkey CAHP-MBC**  
Shown with  
CAHP-M4B Go Base &  
CAHP-MHK hydraulic kit

**Monkey CAHP-MBC**  
Shown with  
CAHP-M4B Go Base,  
CAHP-MECD extended  
cantilever deck &  
CAHP-MHK hydraulic kit

Order Code	Product	Description
CAHP-MBC	Standard Monkey Unit without Castors	For use as standard or with multiple optional accessories.
CAHP-M4B	4 Wheel Base	Allows easier manoeuvring around your workshop. For longer distance moves, use the front wheel directional locks. When set to climb, just standing on the bottom tread auto locks all 4 wheel brakes. Increases overall width to 1177mm and overall length to 2242mm.
CAHP-MAT	All Terrain Kit	This option allows you to work outdoors and off the hard stand. The 4 rubber wheels allow movement around some uneven areas. It also has 4 independently adjustable jacks that provide stability and the ability to level the unit on undulating sites.
CAHP-M4SE	4 Step Sub Chassis	Additional height is gained through sub chassis extension kits. These fit easily with all other base kits (4 wheels base + All Terrain) and the height adjusting ratchet is lowered so it remains at a comfortable reach height.
CAHP-MECD	Extended Cantilever Kit	Gives awesome reach capacity - up to 1.2m straight out! This 'bolt on' accessory (including the neatly stowed counterweight system) creates an amazing long deck that noses right up to that difficult job.
CAHP-MHK	Hydraulic Kit	For use with the extended cantilever kit (due to the extra weight). Can also be used on the standard unit for even easier operation.

## Base options

The Monkey AHP system includes many retrofittable base options allowing you to configure a more exact solution for your access challenges. And when your needs change... so can your Monkey AHP!



CAHP-M4B



CAHP-MAT



CAHP-M4SE

### Go-Base

Glide around the workshop on 4 wheels. For longer distance moves, use the front wheel directional locks for easy guidance. Flick them off again in seconds for close up manoeuvres if needed. And when you are set to climb, just standing on the bottom tread auto locks all 4 wheel brakes firmly!

#### Request Code

CAHP-M4B if you would like your Monkey to have a go base.

### All Terrain Kit

This option allows you to work outdoors and off the hard stand. With 4 rubber wheels the MX21 can be pushed over metal yards and it also has 4 independently adjustable jacks that provide both stability and the ability to level the MX21 on undulating sites.

#### Request Code

CAHP-MAT if you would like your Monkey to have an all terrain kit.

### 4 Step Sub Chassis

Additional height is gained through sub chassis extension kits. These fit easily with all other base kits (Go-Base + All Terrain) and the height adjusting ratchet is lowered so it remains at a comfortable reach height.

#### Request Code

CAHP-M4SE if you would like your Monkey to have a 4 step extension.



**SQUIRREL  
SERIES**

**Shift it, lift it, climb it...  
All from one position.  
Fast. Effective. Safe.**

## Portable height adjustable step platform

The VRS Squirrel Series brings the safety and efficiency of the VRS platform adjustability right down to the office, home, apartment building... or any other relatively confined space.

- Four deck heights from as low as 740mm, up to 1440mm
- Walk it from room to room... straight through the door
- The correct, safe handrail height at each level

**NEW MODEL  
AVAILABLE  
AUGUST 2023**

The VRS Squirrel units have been tested and confirmed to meet or exceed the strength, stability and all other applicable requirements for the following standards:

- AS/NZS 1576.1:2019 (Australia & NZ)
- ANSI-ASC A14.7-2011 (USA)
- CSA Z11-12 (Canada)



### 4 Deck Positions

	Deck Height Range	Overall Width (flap feet out)	Overall Width (flap feet in)	Overall Length	Platform Width	Platform Length	Approx Weight of unit
<b>CVRS-SQM</b>	720mm to 1440mm	770mm	660mm	1100mm	470mm	570mm	60kg
	28in to 57in	30in	26in	43in	19in	22in	130lb

# Nimble. Agile. Quick!

Whether you have a busy schedule involving many contracts on different sites, or you load (and climb onto) trucks with various deck heights, or pick from multi-height shelves... the Squirrel will give you a safe platform at every level... and fast.



**1** Safety first! Safety bar at the rear of the platform stays out of the way for climbing on/off the deck and clips on easily behind the user.



**2** Easy pull trigger rod gives a positive lock at each of the 4 deck heights, with a confirming 'thunk'.



**3** Easy loading with strong 'tie-down' points.



**4** Simple to move... just like a sack barrow!




**5** Feel safe – the unique 'flip feet' provide extra stability when the deck is in use, but flip conveniently out of the way when you need to get through a narrow gap.



**6** Quick to shift around the site with the integral carry handles. And it fits into a lift, goes up stairs and through doors etc – no sweat!



**7** No more leaning over the front of a wobbly ladder! Work up against or side-on to a wall.



**8** Very light... and very strong thanks to the effective design and the predominantly aluminium structure. And just like the Monkey... check out those super tough treads.





## Order Picker Access Platforms

- Ideal for use in warehousing, vehicle maintenance, mining, aviation and heavy industry workplaces
- Super strong 'fully welded' design fabricated from heavy duty aluminium
- Steel bracing under bottom tread and side bracing provides additional protection from impact damage
- 100mm deep treads improve safety and comfort when climbing
- Made to AS/NZS 1892.1
- 170kg load rating
- Meets work cover requirements (safety gate + 900mm handrail, toeboard)
- Supplied flatpacked for optimal transporting
- Includes optional walk-through design kit if required for stock picking
- Includes work shelf
- Large stable work platform (safe and stable) – 590mm x 800mm
- Large 125mm wheels – improved portability and 'easy glide' action

Order Code	Description (number of steps includes platform)	Platform Height	Nominal Reach Height
CAP-828	Order Picker Access Platform 3 step	828mm	2.8m
CAP-1104	Order Picker Access Platform 4 step	1104mm	3.1m
CAP-1381	Order Picker Access Platform 5 step	1381mm	3.4m
CAP-1656	Order Picker Access Platform 6 step	1656mm	3.7m
CAP-1933	Order Picker Access Platform 7 step	1933mm	3.9m
CAP-2209	Order Picker Access Platform 8 step	2209mm	4.2m
CAP-2761	Order Picker Access Platform 10 step	2761mm	4.8m
CAP-3313	Order Picker Access Platform 12 step	3313mm	5.3m
CAP-3866	Order Picker Access Platform 14 step	3866mm	5.9m

## Modular Access Platform System

- Ideal for truck access, vehicle & equipment maintenance, aviation & aircraft maintenance, manufacturing, warehousing & defence applications.
- 170kg load rating
- Supplied flatpacked for optimal transporting
- Super strong 'fully welded' design fabricated from heavy duty aluminium
- Made to AS/NZS 1892.1
- Adjustable deck height



Order Code	Description	Dimensions	Product Notes
CMAP-1PK	1m long Platform & Handrail Kit	1062L x 651mm Wide Platform	Requires 2 Upright Kits per platform
CMAP-2PK	2m long Platform & Handrail Kit	2062L x 651mm Wide Platform	Requires 2 Upright Kits per platform
CMAP-3S	Modular Access System 3 Step Upright	Platform height of 829mm	Same height as order picker CAP-828
CMAP-4S	Modular Access System 4 Step Upright	Platform height of 1105mm	Same height as order picker CAP-1104
CMAP-5S	Modular Access System 5 Step Upright	Platform height of 1381mm	Same height as order picker CAP-1381
CMAP-6S	Modular Access System 6 Step Upright	Platform height of 1657mm	Same height as order picker CAP-1656
CMAP-AP	Modular Access System add-on Platform (includes handrail kit)	736mm Wide x 952mm Long	Acts as corner module or intersection module
CMAP-JP	Modular Access System Joiner Platform	736mm Wide x 516mm Long	Joins Order Picker to Platform Kit
CMAP-JK	Joiner Kit (required between every module)		

### ACCESS PLATFORM RANGE TO ADD TO ABOVE SYSTEM (steps includes platform)

CAP-828	Order Picker Access Platform 3 step	828mm Platform height
CAP-1104	Order Picker Access Platform 4 step	1104mm Platform height
CAP-1381	Order Picker Access Platform 5 step	1381mm Platform height
CAP-1656	Order Picker Access Platform 6 step	1656mm Platform height

