



Firmware Update Guide

Universal Fighting Board Fusion




This document describes how to update the firmware of Brook Universal Fighting Board Fusion.

- ⚠ **NOTE** : The update must be done on a PC; it cannot be done on a console.
- ⚠ **NOTE** : Make sure your PC is connected to the internet.
- ⚠ **NOTE** : The ONLINE version firmware just needs to be downloaded once.
- ⚠ **NOTE** :The following firmware updates will be executed online with this program.

STEP 1 Download the update files from “**Downloads**” on Brook website:

www.brookaccessory.com




STEP 2 Press and hold **PS** and **SHARE (or SELECT)** buttons at the same time. While pressing these buttons, connect the USB to the computer.



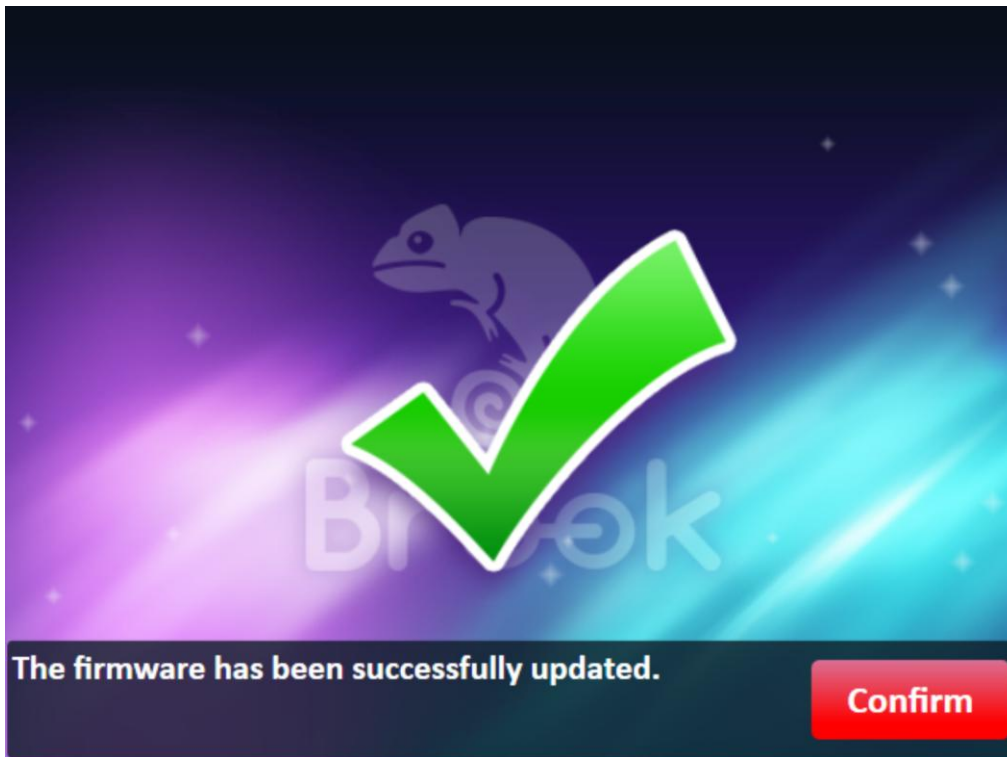
STEP 3 When **Update** icon shows up, click the icon to start update.



STEP 4 **DO NOT** disconnect during the update process.



STEP 5 The following screen will be shown once update has successfully finished.



STEP 6 In case the firmware update fails, the following screen will show. Failure could have the following cause: wrong file.

Please try to redo the setup from the beginning. We recommend that you visit our website www.brookaccessory.com and download the update file again before restarting the update.

