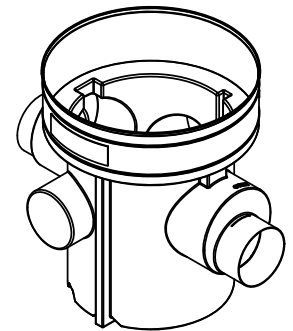
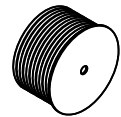
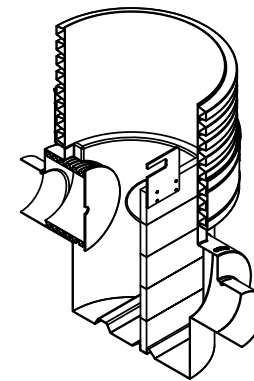


BASE ONLY



PRODUCT CODE	Chamber Internal Ø (mm)	Main Pipework Options Ø (mm)	Side Inlet Option Ø (mm)	Overall Depth A (mm)	Invert Inlet B (mm)	Pallet Qty
OFCC1050 (BASE ONLY)	1038	225-450	110-300	1455	950	N/A
OFCC1050/1.5	1038	225-450	110-300	1510	1005	N/A
OFCC1050/2	1038	225-450	110-300	1930	1425	N/A
OFCC1050/2.5	1038	225-450	110-300	2350	1845	N/A
OFCC1050/3	1038	225-450	110-300	2960	2455	N/A

NB: This model is not supplied with an access cover.

	DRAWN BY: A.T	CONTRACT:
	DRAWN DATE: 29/09/2022	
PROPRIETARY & CONFIDENTIAL THE INFORMATION CONTAINED IN THIS DRAWING IS THE SOLE PROPERTY OF TURTLE ENVIRO LIMITED. ANY REPRODUCTION IN PART OR AS A WHOLE WITHOUT THE WRITTEN PERMISSION OF TURTLE ENVIRO ENVIRO PROHIBITED.	APPROVED BY: D.A	PRODUCT DESCRIPTION: ORIFLO - PROTECTED ORIFICE
	APPROVED DATE: 29/09/2022	PRODUCT/CODE: OFCC1050
	SCALE: 1:30	SHEET/SIZE A3 REV: A