

SOME COMMON QUESTIONS

Q: What time is best to do the test?

A: Urine should be collected at about the same time every day, if possible. Do not use first morning urine; for best results, use urine collected between 10 am and 8 pm. Remember, you do not need to do the test at the same time; simply collect the urine at the same time every day and store it in a refrigerator, then do the test when it is convenient for you.

Q: Does the amount of liquid that I drink affect the test?

A: Try to reduce your liquid intake for about 2 hours before you collect your urine. You don't want to dilute your urine, since this could cause you to miss a SURGE result.

Q: How long will the lines remain visible?

A: The test must be read within 10 minutes for best results. A positive (SURGE) result will never disappear. The color band may become darker and a tinted background may appear after several hours. Some negative results may later display a faint second color band because of evaporation from the test window which prevents complete migration of the test chemicals. Therefore, you should discard the test stick once you have read the result.

Q: I performed the test, and I see a horizontal line in the Control window but a vertical line or streak in the Test window. What is the result?

A: The line in the Test window must be the same, horizontal direction as the line in the Control window. If there is no horizontal line (even if there is a line or streak going up and down, perhaps through both the Test and Control windows), the result is negative (no surge). The vertical streak is sometimes caused by the test chemicals still migrating through the window, but it should go away in a few minutes. Remember to read the test after 3 minutes, and within 10 minutes of starting it.

Q: Can I collect urine in a cup instead of holding the stick in my urine stream?

A: Yes. See the Alternate Procedure on the other side of this leaflet. This method works just as well as holding the stick in your urine stream.

Q: How accurate is the test?

A: The accuracy of Verséa™ Easy Lab Ovulation Test was demonstrated in a laboratory study in which technicians obtained the correct expected result on a total 306 (99+%) of 306 blind clinical samples.

Q: I am not sure of my test result. What should I do?

A: The test is working properly as long as a pink-purple colored line is visible in the Control window. The result is a SURGE (positive) if the line in the Test window is darker than the line in the Control window. If the line in the Test window is lighter than the line in the Control window, or if there is no line in the Test window, the result is negative (no surge). You may also call our Customer Service representatives as described below.

Q: Can I use Verséa™ Easy Lab Ovulation Test as a contraceptive?

A: No. You are **most** fertile when you ovulate, 24–48 hours after your LH surge, but *you can still become pregnant after ovulation*. It is very important that you do not use this test as a form of birth control.

Q: Can alcohol or medications affect the test?

A: Drinking alcohol will not affect the test. (But it is not healthy for your baby if you get pregnant.) Only medications containing hCG or LH can affect the test result. Other hormone medications, pain relievers, antibiotics, or the contraceptive pill should not affect the test.

Q: Can I use Verséa™ Easy Lab Ovulation Test to monitor my Clomid® use?

A: No. You should not take Clomid® or other ovulation stimulators and test with Verséa™ at the same time.

Q: Who can I call if I have more questions?

A: Please call our Customer Service representatives at 1-800-397-0670 Monday through Friday, 9 am to 6 pm Eastern Time.

P-5157-A

VERSÉA™

Verséa™ Easy Lab
Ovulation Test

Self-Test

- *Fast: Results in 3 minutes*
- *Simple: Just One Step*
- *Convenient: Works any time of day*
- *Accurate: Over 99% accurate in laboratory studies*

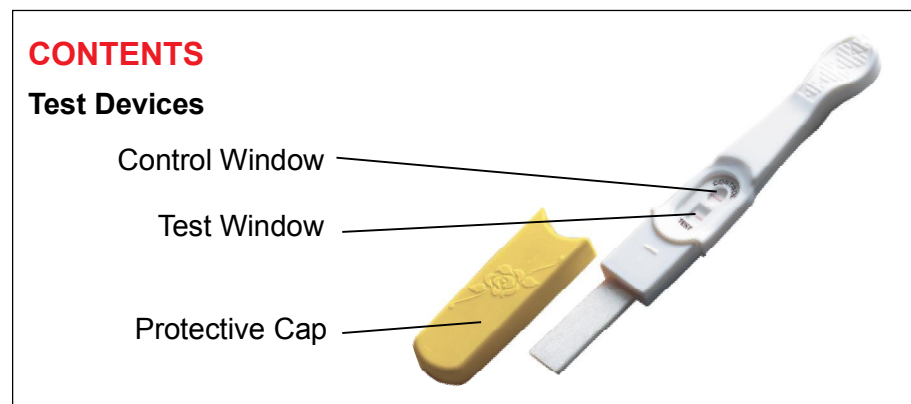
For *in vitro* use only. Not to be taken internally.

This test kit contains everything you need to simply and reliably find out when you are likely to next ovulate, which is when your chances of conceiving are greatest.

When a woman is about to ovulate (release an egg from an ovary), her brain releases a large amount of luteinizing hormone (**LH**) which triggers the release of a mature egg from an ovary. This LH “surge” takes place in the middle of your cycle, and is usually followed by ovulation within 24–48 hours. Verséa™ Easy Lab Ovulation Test detects the LH surge in urine, telling you whether ovulation is likely to occur in the next 24–48 hours.

Important: The LH surge and ovulation may not occur in all cycles.

A SURGE result indicates that the urine contains a high level of LH and you can assume you will ovulate in 24–48 hours from the time of the urine sample. A negative result indicates that no LH surge was detected in the urine.



BEFORE YOU BEGIN

Read all the information in this pamphlet before performing the test. First, make sure you are familiar with the test kit contents shown above. Store at 35–86°F (2–30°C) in the sealed pouch, away from direct sunlight. Do not use after the expiration date stamped on the package.

WHEN TO BEGIN TESTING

Refer to the chart at the right to find out when to begin testing. Women with an irregular cycle should use their shortest cycle as a reference. The length of cycle is the number of days from the beginning of one period to the next period. If you have an irregular cycle, use your shortest cycle as a reference.

INSTRUCTIONS

1. Open the sealed pouch, remove the Verséa™ Easy Lab Ovulation Test stick, and remove the protective cap. *Perform the test right away after opening the pouch.*
2. Turn the test stick so that the reading window is facing away from you, with the absorbent tip down, and hold the absorbent tip in your urine stream for 10 seconds. **The test will not work properly if too little urine is absorbed or if urine is spilled into the reading window.**
3. Replace the protective cap over the wet absorbent tip and leave the stick on a flat surface with the reading window facing up.
4. Read the result after 3 minutes. While you wait, you will see a pink color moving up the reading window. A pinkish-purple line will form in the control (upper) window to tell you the test is working correctly. Do not read after 10 minutes.



Length of cycle	Begin testing this many days after your last period began
21	5
22	5
23	6
24	7
25	8
26	9
27	10
28	11
29	12
30	13
31	14
32	15
33	16
34	17
35	18
36	19
37	20
38	21
39	22
40	23

Alternate Procedure

1. Collect urine into a clean cup. Open the pouch and remove the test as above. Dip the absorbent tip of the stick at least halfway into the urine, for at least 10 seconds.
2. Replace the protective cap over the wet absorbent tip and leave the stick on a flat surface with the reading window facing upward.
3. Read the result after 3 minutes.

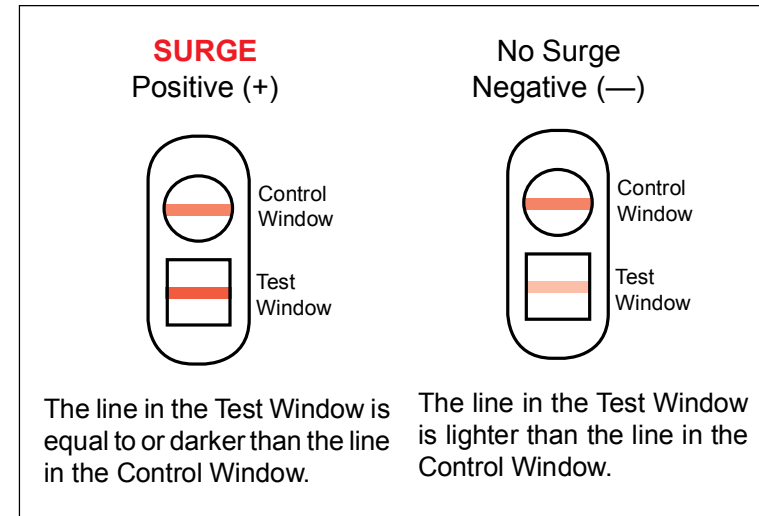
RESULTS

Wait at least 3 minutes before reading your test.

Positive: If two lines are visible and the one in the Test Window is the same as or darker than the one in the Control Window, you will probably ovulate in 24–48 hours.

Negative: If the line in the Test Window is lighter than the line in the Control Window or there is no line in the Test Window, no LH surge has been detected.

Invalid: If there is no line visible in the Control Window, the test did not work properly and should be repeated. A Control line will always appear if the test worked properly.



HOW TO INTERPRET YOUR TEST RESULT

A positive test result means your urine contains a high level of LH, a hormone your body makes all of the time but which reaches very high levels just before ovulation. You can assume you will ovulate in 24–48 hours, and plan accordingly. The 1–3 days after your LH surge are the most fertile time of your cycle, when you have the best chance of conceiving. A negative result means that no LH surge has been detected, and you should continue with daily testing.

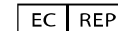
LIMITS OF THE TEST

The Verséa™ Easy Lab Ovulation Test is not reusable. The test instructions must be followed precisely. This test may not be used as a form of birth control. Test results should not be affected by pain relievers, antibiotics and other common drugs. Medications containing hCG or LH may affect the test and should not be taken while using the Verséa™ Easy Lab Ovulation Test. In addition, the test will not work properly if you are pregnant, in menopause, or are taking birth control pills.



P-5157-A

EAS-06082023-v1



MT Promedt Consulting GmbH
Ernst-Heckel-Straße 7
66386 St. Ingbert Germany
+49-68 94-58 10 20



Manufactured by
Princeton BioMeditech Corporation
4242 US Highway 1
Monmouth Junction, NJ 08852.
www.pbmc.com