



# VST LIGHTING

## 2024 PRODUCT CATALOGUE

[www.vstled.com](http://www.vstled.com)



## About VST

---

Founded in 2008, SHENZHEN VST LIGHTING CO., LTD has been dedicated to researching, designing, and manufacturing LED cabinet lighting products for more than 16 years. VST Lighting is a leading factory, supplier, manufacturer, designer, and innovator of LED lighting products for the global marketplace.

VST Lighting proudly holds over 150 design patents both domestically and abroad, and is certified by UL, ETL, CE, CCC, TUV-GS, RoHS, ISO9001, and ISO14001. In 2018, VST was further honored with the certification of China's National High-tech Enterprise.

VST Lighting has become the first-class world LED cabinet lighting supplier with premium quality products and customization service. Guided by our service conception of "market-oriented, customer-focus", we continuously invest in research and development to foster design innovation.

The product components include LED strip lights, LED aluminum profiles, LED linear lights, LED cabinet lights, LED bedside reading lights, LED glass shelf lights, LED jewelry showcase lights, a full range of sensor switches, high-power ultra-thin LED power supply, and intelligent wireless controllers. VST Lighting solutions meet the demand for different applications of home lighting, hotel lighting, and more spaces.

Currently, VST Lighting focuses on manufacturing, serving optimization, and intelligent development. We strive to become the world's best smart cabinet lighting supplier, providing premium quality products, competitive pricing, comprehensive multi-scene lighting solutions, and one-stop services to satisfy the global customers' needs in this new era.



## R&D System And Products Design

---

VST Lighting has a mature research and development, testing, production equipment and operating processes. Ensuring that our engineers could focus on every detail of the products, and provide customers with competitive products.

## Production Line

---

VST has a manufacturing base of 10,000 square meters and a team of more than 200 employees. Our factory has many advanced facilities and equipment such as multiple automated production lines, include automatic electronic SMT machines, automatic detection aging lines, reflow soldering and wave soldering machines etc. At the same time, we have strict processing management and rigid quality control regulation to guarantee our high quality standard.



# Certification



VST Lighting proudly holds over 150 design patents both domestically and abroad, and is certified by UL, ETL, CE, CCC, TUV-GS, RoHS, ISO9001, and ISO14001.





## Global Business

---



VST Lighting has been involved in the LED cabinet lighting industry for more than 16 years, and serving our global customers with our heart & soul. Our main markets are Europe, North America, China, South America and the Middle East. Wherever you are, we offer the proper VST LED lighting products to light up your cabinet as long as you need them.

# 01

## LED Strip Light



FS64 01  
4mm 120pcs/m  
4mm 140pcs/m



FS74 01  
4mm 150pcs/m



FS32 01  
5mm 120pcs/m



FS72 01  
5mm 2\*90pcs/m



FS30 02  
8mm 120pcs/m



FS88 02  
8mm 60pcs/m




FS69 02  
8mm 280pcs/m



FS25 03  
10mm 60pcs/m



FS27 03  
10mm 120pcs/m



FS31 03  
10mm 120pcs/m



FS51 03  
10mm 240pcs/m



FS35 03  
10mm 60pcs/m



FS52 04  
10mm 2\*84pcs/m



FS67 04  
10mm 2\*90pcs/m



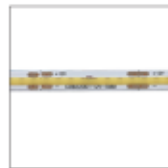
FS57 04  
15mm 240pcs/m

# 02

## COB Strip Light



FB10 05  
4mm 320Chips/m



FB06 05  
5mm 320Chips/m



FB01 05  
8mm 480Chips/m



FB02 05  
8mm 320Chips/m



FB14 05  
8mm 480Chips/m



FB17 05  
8mm 528Chips/m

# 03

## Silicon Strip Light



NS01 06  
12\*12mm



NS02 06  
10\*10mm



NS03 07  
4\*10mm



CV86 08  
10\*5mm

# 04

## Aluminium Profile



AP14 09  
50\*19mm 12mm



AP91 09  
31.8\*18.6mm 5mm



AP21 10  
23\*13mm 12mm



AP25 10  
23\*8.5mm 12mm



AP22 11  
18\*13mm 12mm



AP24 11  
18\*8.5mm 12mm



AP27 12  
15\*30mm 12mm



AP63 12  
18\*34mm 8mm



APD3 13  
23\*24mm 10mm



AP28 14  
18\*18mm 12mm



AP93 14  
18\*23mm 12mm



AP58 15  
18\*20mm 15mm



APA3 15  
18\*18mm 15mm



AP44 16  
18\*9mm 12mm



AP46 17  
15\*8mm 12mm



APE1 18  
18\*9mm 12mm



APE2 18  
15\*8mm 12mm



AP45 19  
18\*12mm 12mm



AP52 19  
15.2\*6mm 12mm



AP87 20  
22\*6mm 10mm



AP59 21  
16\*16mm 10mm



AP70 21  
16\*18.2mm 10mm



APB6 21  
10\*10mm 5mm



APC7 22  
16\*16mm 8mm



AP72 23  
12.5\*7.8mm 8mm



AP72B 24  
25\*12.5mm 8mm



AP72H 24  
17.5\*12.5mm 8mm



APC9 24  
12.5\*18mm 8mm



AP82 25  
11\*20mm 4mm



AP96 25  
11.3\*14.5mm 4mm



APA4 25  
11.5\*20mm 10mm



AP89 26  
20.5\*7.8mm 4mm



AP83 27  
12\*31mm 4mm



AP95 27  
11.5\*32mm 4mm



AP92 28  
23\*7.6mm 4mm

# Product Catalogue 2024



AP94 28  
20\*10mm 4mm



AP86 29  
9\*10.6mm 4mm



APB0 29  
10\*10mm 6mm



AP90 30  
15.2\*18.8mm 5mm



APC6 30  
15.2\*18.8mm 8mm




AP97 31  
12.4\*19mm 12mm



AP68 32  
6.5\*4mm 4mm



APA8 32  
5.8\*6.7mm 5mm



CV16 33  
17.8\*9.4mm 8mm



AP99 34  
86\*14mm 30mm



APA0 34  
53\*14mm 12mm




APA5 35  
36\*28mm 20mm




APA6 35  
35\*28mm 30mm

## 05

### LED Glass Shelf Light



SL02 36  
200\*50mm



SL04 37



SL05 38  
300\*20mm

## 06

### LED Cabinet Bar Light With Sensor



HS03 39  
15.6\*12.5mm



HS04 39  
15.6\*12.5mm



HS06 39  
15.6\*12.5mm



HS07 40  
18.6\*8.9mm



HS07 40  
18.6\*8.9mm

## 07

### Jewelry Showcase Light



JS08 41  
DC12V 1.5W



JS13 41  
DC12V 1W



JS17 41  
DC12V 1W



TR05 42  
DC12V 1W



# 08

## LED Cabinet Light



CF03 43  
DC12V 1W



CF04 43  
DC12V 1W



CB03 44  
DC12V 1W



CB15 44  
DC12V 1.5W



CB05 45  
DC12V 1W



CB06 45  
DC12V 1W



CB07 46  
DC12V/24V 3W



CB20 46  
DC12V/24V 3W



CB28 47  
DC12V 1.2W



CB29 48  
DC12V/24V 2.5W



CB31 49  
DC12V 1W



DP06 50  
DC12V 1.5W



DP07 50  
DC12V 1.5W



DP08 51  
DC12V 1.2W



DP09 51  
DC12V 1.2W



PL05 52  
DC12V 1.8W



PL06 53  
12V-3W/24V-4.2W



PL07 53  
12V-3W/24V-4.2W

# 09

## LED Reading Light



RL08 54  
DC12V 1.8W



RL18A 54  
DC12V 1.6+8.5W



RL10 54  
DC12V 1.6+12.5W



RL11 54  
DC12V 1.5+8.5W



RL18 54  
DC12V 1.6W

# 10

## LED Battery Light



BT09 55  
1W-200mm  
1W-300mm/2W-440mm



BT09 55  
1.8W-230mm



BT09-MINI 55  
DC5V 0.2W



BT10 56  
DC5V 1.5W



BT11 57  
DC5V 1.5W

# 11

## LED Driver



LD40-12V-8W 58  
LD40-24V-10W



LD41-12V-18W 58  
LD40-24V-20W



LD42-12V-54W 58  
LD42-24V-60W



LD43-12V-90W 58  
LD43-24V-100W



LD54-12V-20W 59  
LD54-24V-22W



LD57-12V-60W 59  
LD57-24V-60W



LD55-12V-36W 59  
LD55-24V-40W



LD58-12V-90W 59  
LD58-24V-100W



LD56-12V-24W 60  
LD56-24V-24W



LD68-12V/24V 61  
-22W/24W



LD70-12V/24V 61  
-48W/60W



LD71-12V-90W 61  
LD71-24V-100W  
LD71-12V/24V-60W



LD72-12V-90W 61  
LD72-24V-100W

# 12

## Sensor Switch



ID01 63  
ø15\*12mm



ID05 63  
ø15\*12mm



ID08 63  
ø15\*12mm



ID02 64  
30\*23\*7.5mm



ID06 64  
30\*23\*7.5mm



ID03 65  
50\*50\*7.5mm



ID12 65  
ø12\*12mm



ID16 65  
ø12\*12mm



ID20 66  
42.8\*37.4\*13mm




IH01 67  
ø15\*12mm



IH13 67  
ø15\*12mm



IH02 68  
30\*23\*7.5mm



IH03 69  
ø55\*8mm



IH04 69  
50\*50\*7.5mm



IH16 69  
51\*51\*7mm



PR01 70  
ø18\*12mm



PR11 70  
ø15\*25mm



PR02 71  
ø55\*8mm




PR02S 71  
ø55\*8mm



TS01 72  
ø15\*25mm




TS13 72  
ø15\*25mm



TS02 72  
55\*55\*7.5mm



TS03 73  
ø18\*26mm



TS25 73  
55\*55\*7.5mm



TS32 74  
51\*51\*7mm



TS33 74  
ø19\*12mm



TS34 74  
22\*10\*0.5mm



ID11 75  
ø40\*16mm



PR08 75  
ø40\*16mm



TS14 75  
ø40\*16mm



TS15 76  
51\*51\*7mm



TS16 76  
51\*51\*7mm



TS23 77  
86\*40\*6.5mm



TS24 77  
86\*40\*6.5mm



PR12 78  
43\*37.5\*13mm



ID21 78  
43\*37.5\*13mm

# 13

## Wireless Sensor Switch

# 14

## Wireless Receiver



WL01-A 79  
86\*15\*8mm



WL01-B 79  
86\*15\*8mm



WL05-A 80  
55\*38\*10mm



WL05-B 80  
55\*38\*10mm



WL05-C 80  
55\*38\*10mm

# 15

## Smart Voice Control System



WB01-A 81  
58\*41\*13mm



WB01-B 81  
58\*41\*13mm



WB01-C 81  
58\*41\*13mm

# 16

## Accessories



CC37 83  
34.5\*38\*10mm



CC44 83  
41.5\*38\*10mm



CC32 83  
58.5\*38\*10mm



CC27-1 83



CC27-2 83



CC29 84  
10mm



CC30 84  
10mm



CC68-8-A 84  
8mm



CC68-8-B 84  
8mm



CC68-8-C 84  
8mm



CC69-5-A 84  
5mm



CC69-5-B 84  
5mm



CC69-5-C 84  
5mm



## Flexible LED Strip

Superior imported LED chips ensure stable light color consistency  
 Excellent performance due to thick copper foil used  
 PCB width for 4mm, 5mm, 8mm, 10mm, etc.  
 Length: 500-5000mm



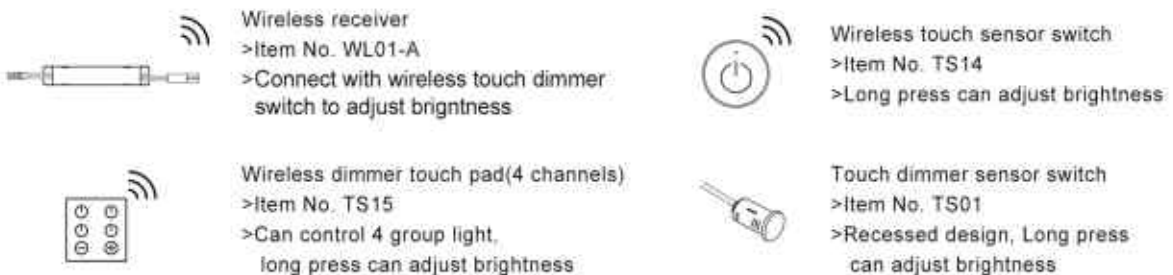
### Application



### Features



### Related products



Connector kit for SMD led strip light 10mm width compatible with FS25, FS27, FS31, FS35



Solderless COB LED strip connector kit (COB mini crystal buckle)





# 4mm 5mm Flexible LED Strip

CCT 3000K 4000K 6500K

4mm Item NO:FS64/FS74



FS64-12V



FS64-24V



FS74



FS64-Light on



FS74-Light on



FS64 2835 120pcs/m



FS74 2835 150pcs/m

5mm Item NO:FS32/FS72



FS32



FS72



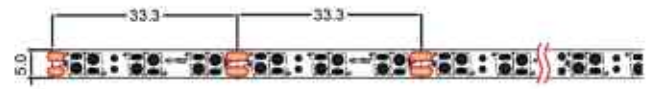
FS32-Light on



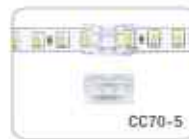
FS72-Light on



FS32 2835 120pcs/m



FS72 2835 2\*90pcs/m



5mm Gapless/splice connector for FS32, FS72

Item	PCB Width	Chips qty	Power	Input Voltage	Lumen
FS64	4mm	120pcs/m2835; 140pcs/m2835	5W/m; 10W/m; 15W/m	DC12V/DC24V	560Lm/m; 860Lm/m
FS74	4mm	150pcs/m2835	5W/m; 10W/m; 15W/m	DC12V/DC24V	850Lm/m
FS32	5mm	120pcs/m2835	9.6W/m	DC12V	750Lm/m
FS72	5mm	2*90pcs/m2835	5W/m; 10W/m; 15W/m	DC12V	300Lm/m;



# 8mm Flexible LED Strip

CCT 3000K 4000K 6500K

8mm Item NO:FS30/FS88/FS69



FS30



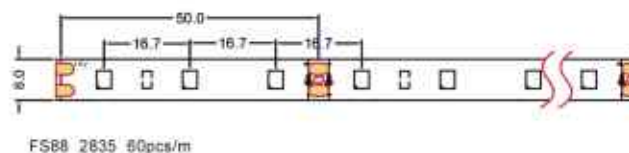
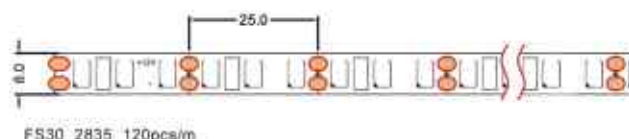
FS88



FS30-Light on



FS88-Light on



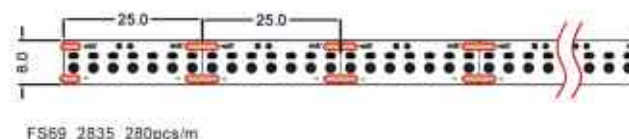
FS69



FS69-Detail image



FS69-Light on



8mm SMD LED strip connector for FS30, FS88, FS69

Item	PCB Width	Chips qty	Power	Input Voltage	Lumen
FS30	8mm	120pcs/m2835	5W/m; 10W/m; 15W/m	DC12V	550Lm/m; 1100Lm/m; 1600Lm/m
FS88	8mm	80pcs/m2835	5W/m; 10W/m; 15W/m	DC5V	170Lm/m
FS69	8mm	280pcs/m2835	5W/m; 10W/m; 15W/m	DC24V	480Lm/m; 960Lm/m; 1400Lm/m



# 10mm Flexible LED Strip

CCT 3000K 4000K 6500K



10mm Item NO:FS25/FS27/FS31/FS51/FS35



FS25



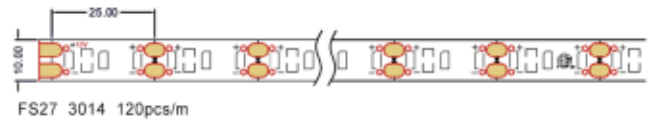
FS27




FS25-Light on




FS27-Light on



FS31



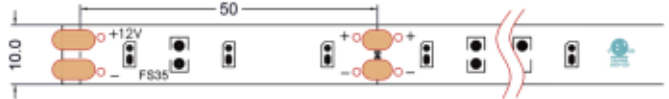
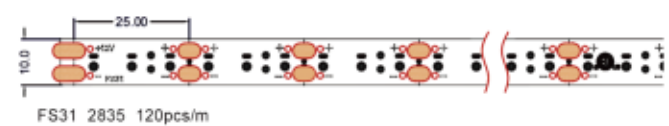
FS35



FS31-Light on



FS35-Light on



FS35 3014 60pcs/m



10mm SMD LED strip connector for FS25, FS27, FS31, FS51, FS35, FS52, FS67



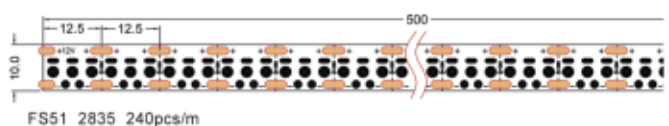
FS51



FS51-Detail image



FS51-Light on



Item	PCB Width	Chips qty	Power	Input Voltage	Lumen
FS25	10mm	60pcs/m2835	5W/m; 10W/m; 15W/m	DC12V	580Lm/m; 1200Lm/m
FS27	10mm	120pcs/m3014	5W/m; 10W/m; 15W/m	DC12V	1100Lm/m; 1300Lm/m
FS31	10mm	120pcs/m2835	4.8W/m; 9.6W/m; 14.4W/m	DC12V	470Lm/m; 1000Lm/m; 1400Lm/m
FS51	10mm	240pcs/m2835	5W/m; 10W/m; 15W/m	DC12V	1400Lm/m
FS35	10mm	60pcs/m3014	5W/m; 10W/m; 15W/m	DC12V	600Lm/m





# 10mm 15mm Flexible LED Strip

CCT 3000K 4000K 6500K


10mm Item NO:FS52/FS67



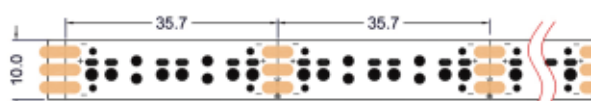
FS52



FS52-Detail image



FS52-Light on



FS52 2835 2\*84pcs/m



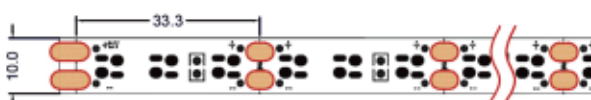
FS67



FS67-Detail image



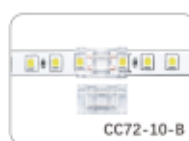
FS67-Light on



FS67 2835 2\*90pcs/m



CC72-10-A



CC72-10-B



CC72-10-C

10mm SMD LED strip connector for FS25, FS27, FS31, FS51, FS35, FS52, FS67

15mm Item NO:FS57



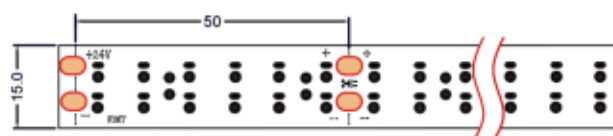
FS57



FS57-Detail image



FS57-Light on



FS57 2835 240pcs/m


Item	PCB Width	Chips qty	Power	Input Voltage	Lumen
FS52	10mm	2*84pcs/m2835	5W/m; 10W/m; 15W/m	DC12V	620Lm/m
FS67	10mm	2*90pcs/m2835	5W/m; 10W/m; 15W/m	DC12V	850Lm/m
FS57	15mm	240pcs/m2835	5W/m; 10W/m; 15W/m	DC24V	1400Lm/m



# COB Flexible Strip



Item NO: FB01/FB02/FB06/FB07/FB08/FB10/FB14/FB15/FB16



Item	Width of PCB	Input	LED chip	Power/M	CCT	IP
FB10	4mm	12V	320M	5W/8W/10W/15W	2700K/4000K/5000K/6500K	IP20/IP68
FB06	5mm	12V	320M	5W/8W/10W/15W	2700K/4000K/5000K/6500K	IP20/IP68
FB01	8mm	24V	480M	5W/8W/10W/15W	2700K/4000K/5000K/6500K	IP20/IP68
FB02	8mm	12V	320M	5W/8W/10W/15W	2700K/4000K/5000K/6500K	IP20/IP68
FB14	8mm	12V/24V	480M	5W/8W/10W/15W	2700K - 6500K	IP20/IP68
FB17	8mm	24V	528M	5W/8W/10W/15W	3000K/4000K/5000K/6500K	IP20/IP68

Solderless COB LED strip connector kit (COB mini crystal buckle)



## Application



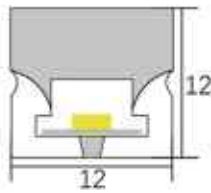
# NEON Series Silicon Strip Light

Item No: NEON1/NEON2

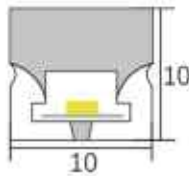


Item No.	NEON1/NEON2
CCT	3000K(Warm white) 4000K(Natural white) 6500K(Cold white)
Length	customizable
Strip Width	6mm 8mm
CRI	CRI>90
Power	4.8W/m
Input Voltage	DC12V
Lumen	240Lm/m

## Product Size

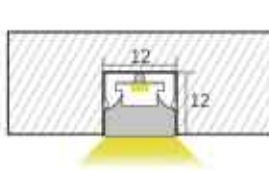


NEON1

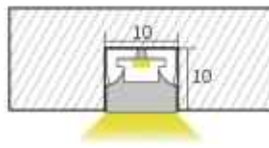


NEON2

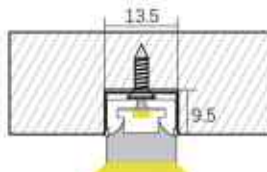
## Installation



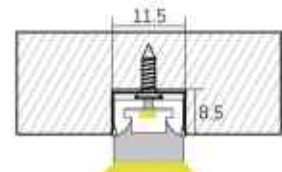
NEON1



NEON2



NEON1



NEON2

## Features



High CRI



Output power adjustable



Degree of protection:  
IP67



Brightness adjustable



Different dimension



Flexible



Convenience assemble



Cutting available

## Application



# NEON Series Silicon Strip Light

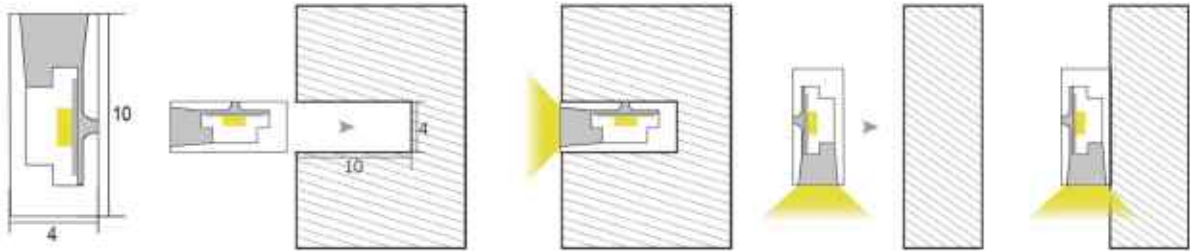


Item No:NEON3



Item No.	NEON3
CCT	3000K(Warm white) 4000K(Natural white) 6500K(Cold white)
Length	customizable
Strip Width	≤5mm
CRI	CRI>90
Power	4.8W/m
Input Voltage	DC12V
Lumen	240Lm/m

## Size/Installation



## Features



## Application



Widely Use

# NEON Series Silicon Strip Light

Item No: CV86



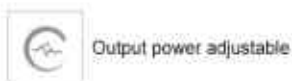
Item No.	CV86
CCT	3000K(Warm white) 4000K(Natural white) 6500K(Cold white)
Length	customizable
Strip Width	≤8mm
CRI	CRI>90
Power	4.8W/m, 10W/m, 15W/m
Input Voltage	DC12V
Dimension	10*5mm



## Size/Installation



## Features



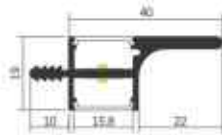
## Application



# Aluminium Profile Series



Item No: AP14/AP91

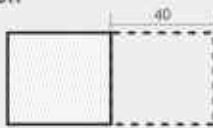


## AP14

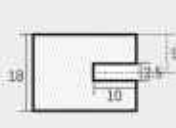
- >Dimension: 50\*19mm
- >Length: 0.5-2.5m
- >Material: AL6063
- >Surface: Anodized aluminium
- >Cover: Milky or frosted
- >PCB width: ≤12mm
- >Installation: Recessed mounted



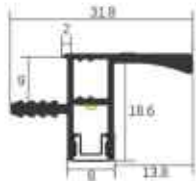
### Installation



1. Cut off 40mm width of the front board



2. Milling a  $\Phi 3.5$ mm and 12mm depth hole at the position in the middle of the board




## AP91

- >Dimension: 31.8\*18.6mm
- >Length: 0.5-2.5m
- >Material: AL6063
- >Surface: Anodized aluminium
- >Cover: Milky or frosted
- >PCB width: ≤5mm
- >Installation: Recessed mounted



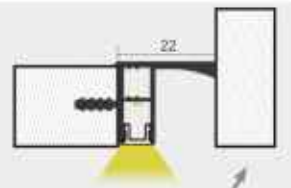
### Installation



1. Cut off 22mm width of the front board



2. Milling a  $\Phi 3$ mm and 12mm depth hole at the position in the middle of the board

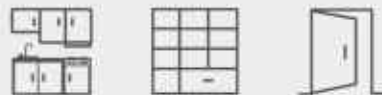


Cabinet door

### Features

- 1.Length can be customized.
- 2.High quality PC cover make light more homogenous.
- 3.Can be built-in hand wave sensor switch with dimmer function.
- 4.Recessed mounted with slots.

### Application

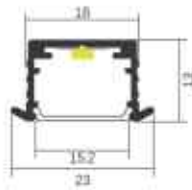


For bottom board of wall cabinet and other cabinet with doors.



# Aluminium Profile Series

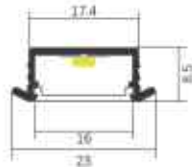
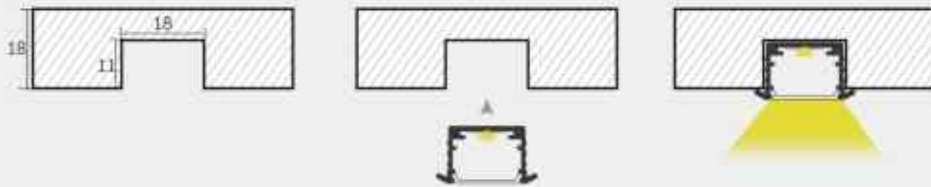
Item No: AP21/AP25



## AP21

- >Dimension: 23\*13mm
- >Length: 0.5-2.5m
- >Material: AL6063
- >Surface: Anodized aluminium
- >Cover: Milky or frosted
- >End cap: EC12
- >PCB width: ≤12mm
- >Installation: Recessed mounted

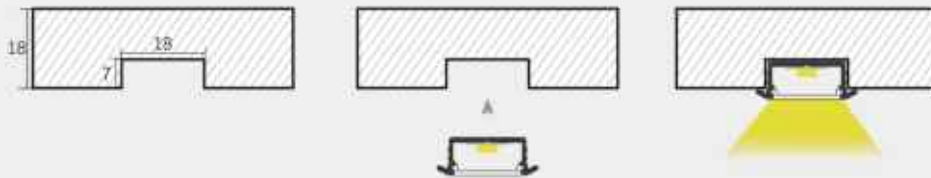
### Installation



## AP25

- >Dimension: 23\*8.5mm
- >Length: 0.5-2.5m
- >Material: AL6063
- >Surface: Anodized aluminium
- >Cover: Milky or frosted
- >End cap: EC17
- >PCB width: ≤12mm
- >Installation: Recessed mounted

### Installation



### Features

- 1.Length can be customized.
- 2.High quality PC cover make light more homogenous.
- 3.Recessed mounted with slots.
- 4.Exquisite makes wider range of use than the others.

### Application



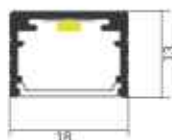
Furniture lighting, store shelf lighting, window display lighting.



# Aluminium Profile Series



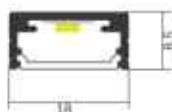
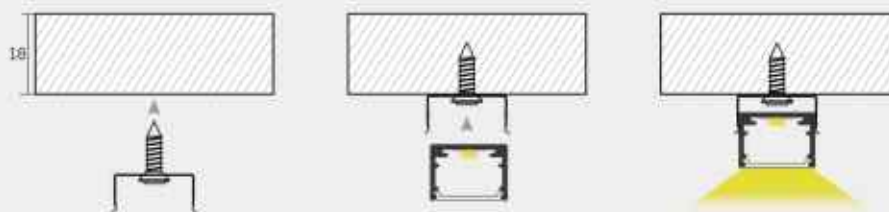
Item No:AP22/AP24



## AP22

- >Dimension: 18\*13mm
- >Length: 0.5-2.5m
- >Material: AL6063
- >Surface: Anodized aluminium
- >Cover: Milky or frosted
- >End cap: EC11
- >PCB width: ≤12mm
- >Clip: SM12/SM13
- >Installation: Surface mounted

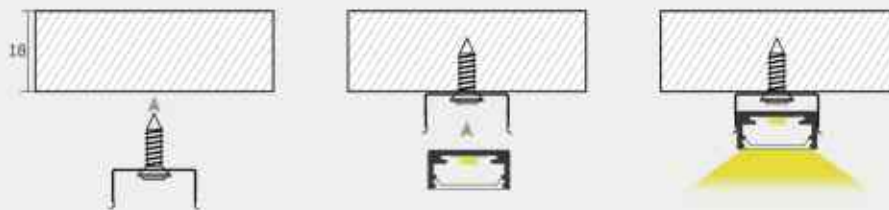
### Installation



## AP24

- >Dimension: 18\*8.5mm
- >Length: 0.5-2.5m
- >Material: AL6063
- >Surface: Anodized aluminium
- >Cover: Milky or frosted
- >End cap: EC18
- >PCB width: ≤12mm
- >Clip: SM12/SM13
- >Installation: Surface mounted

### Installation



### Features

- 1.Length can be customized.
- 2.High quality PC cover make light more homogenous.
- 3.Exquisite makes wider range of use than the others.
- 4.Surface mounted with clips,no slot opening.

### Application



Furniture lighting, store shelf lighting, window display lighting.





# Aluminium Profile Series

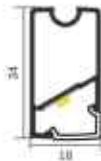
Item No: AP27/AP63



## AP27

- >Dimension: 15\*30mm
- >Length: 0.5-2.5m
- >Material: AL6063
- >Surface: Anodized aluminium
- >Cover: Milky or frosted
- >PCB width: ≤12mm
- >Clip: SM08
- >Installation: Surface mounted

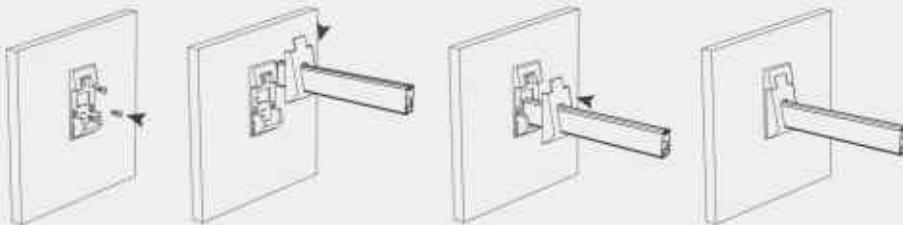
### Installation



## AP63

- >Dimension: 18\*34mm
- >Length: 0.5-2.5m
- >Material: AL6063
- >Surface: Anodized aluminium
- >Cover: Milky or frosted
- >PCB width: ≤8mm
- >Clip: SM56
- >Installation: Surface mounted

### Installation



### Features

- 1.Length can be customized.
- 2.Special design for wardrobe, can load over 10kg.
- 3.Special design with anti-dizzying function.
- 4.High quality PMMA cover make light more homogenous.

### Application



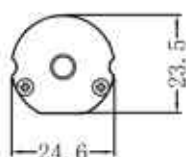
Wardrobe, clothes shop.



# LED Closet Rod Light



Item No: APD3

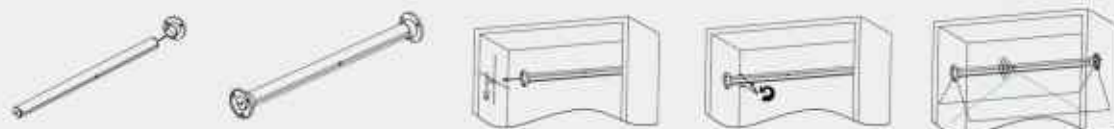


## APD3

- > Dimension: 23.6\*24.6mm
- > Length: 0.5m-2.5m
- > Material: AL6063
- > Input voltage: DC12V
- > Surface Finish: Anodized Aluminium
- > Cover: CV49 (PC cover)
- > PCB width:  $\leq 10$ mm
- > Clip: SM56
- > Installation: Surface mounted



## Installation



Inductive angle **100°**

## Features

1. Groove connection design, reliable load-bearing capacity, stable and wobble-free
2. Hidden PIR motion sensor switch, convenient for hanging clothes
3. Customizable length for various closet
4. Instant light when people arrive, turns off automatically in 30 seconds after leaving
5. High-quality PC cover with anti-dazzle function
6. Premium AL6063 material for better heat dissipation
7. Customization service, dimming brightness, tunable CCT, cozy and non-glaring
8. Color temperature: 2700K, 3000K, 4000K, 5000K
9. Beam Angle: 120°+5

## Application

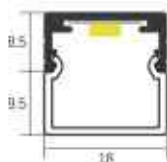


Wardrobe, clothes shop.



# Aluminium Profile Series

Item No:AP28/AP93

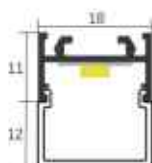
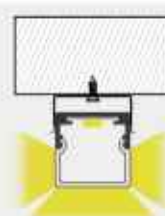
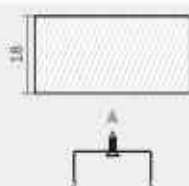


## AP28

- >Dimension: 18\*18mm
- >Length: 0.5-2.5m
- >Material: AL6063
- >Surface: Anodized aluminium
- >Cover: Milky or frosted
- >Clip: SM12
- >PCB width: ≤12mm
- >Installation: Fixed by clips



### Installation

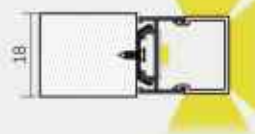
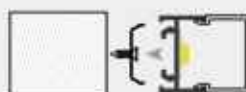


## AP93

- >Dimension: 18\*23mm
- >Length: 0.5-2.5m
- >Material: AL6063
- >Surface: Anodized aluminium
- >Cover: Milky or frosted
- >Clip: SM38
- >PCB width: ≤12mm
- >Installation: Fixed by clips



### Installation



### Features

- 1.Light glows from three directions.
- 2.No visible light dots, uniform and soft lighting.
- 3.Snap installation, no slot opening.
- 4.High quality PC cover make light more homogenous.

### Application



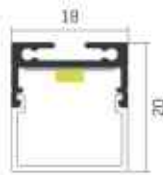
Furniture lighting, store shelf lighting, window display lighting.



# Aluminium Profile Series



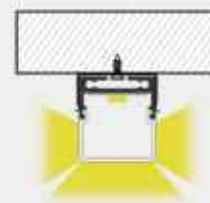
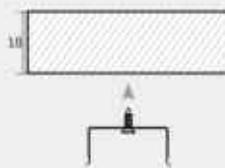
Item No:AP58/APA3



## AP58

- >Dimension: 18\*20mm
- >Length: 0.5-2.5m
- >Material: AL6063
- >Surface: Anodized aluminium
- >Cover: Milky or frosted
- >Clip: SM12
- >PCB width: ≤15mm
- >Installation: Fixed by clips

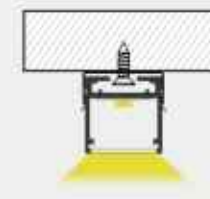
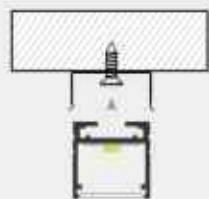
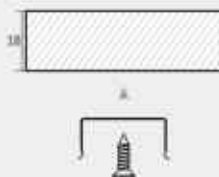
### Installation



## APA3

- >Dimension: 18\*18mm
- >Length: 0.5-2.5m
- >Material: AL6063
- >Surface: Anodized aluminium
- >Cover: Milky or frosted
- >Clip: SM12
- >PCB width: ≤15mm
- >Installation: Fixed by clips

### Installation



### Features

- 1.No visible light dots, uniform and soft lighting.
- 2.Snap installation, no slot opening.
- 3.High quality PC cover make light more homogenous.

### Application

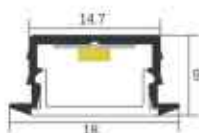


Furniture lighting, store shelf lighting, window display lighting.



# Aluminium Profile Series

Item No:AP44



## AP44

- >Dimension: 18\*9mm
- >Length: 0.5-2.5m
- >Material: AL6063
- >Surface: Anodized aluminium
- >Cover: Milky or frosted
- >End cap: EC84
- >PCB width: ≤12mm
- >Installation: Recessed mounted



1.



2.



3.

## Accessories



FSC3

LED Strip



EC84

Fast connect cable

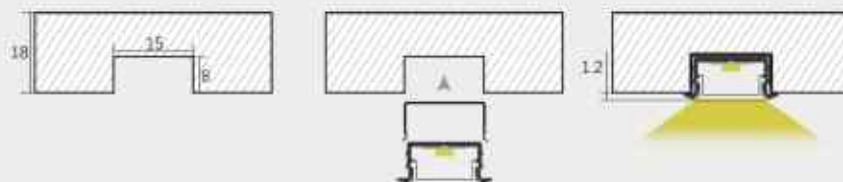


SM39



Clips and Screws

## Installation



## Features

1. Straight lighting.
2. No visible light dots, uniform and soft lighting.
3. Anodized surface, fine and superior.
4. Fast connect cable, solderless, instant plug-and-connect, easy and convenient installation.

## Application



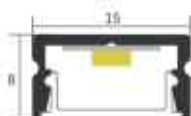
For display cabinet, kitchen cabinet, wine cabinet, wardrobe, etc.



# Aluminium Profile Series



Item No:AP46



## AP46

- >Dimension: 15\*8mm
- >Length: 0.5-2.5m
- >Material: AL6063
- >Surface: Anodized aluminium
- >Cover: Milky or frosted
- >End cap: EC85
- >PCB width: <=12mm
- >Clip: SM39
- >Installation: Fixed by clips



## Accessories



FSC3

LED Strip



EC85

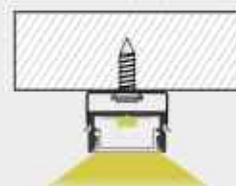
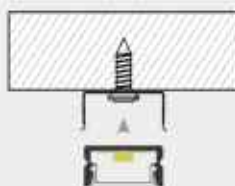
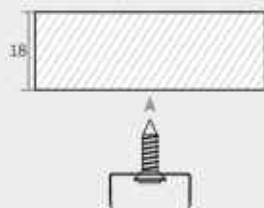
Fast connect cable



SM39

Clips and Screws

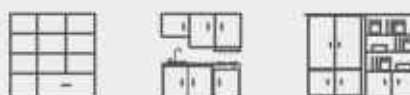
## Installation



## Features

1. Straight lighting.
2. PC cover is snap fit.
3. Anodized surface, fine and superior.
4. Fast connect cable, solderless, instant plug-and-connect, easy and convenient installation.

## Application



For display cabinet, kitchen cabinet, wine cabinet, wardrobe, etc.

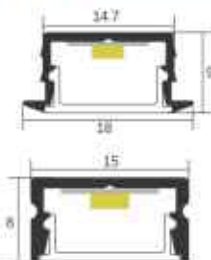


# Flexible and Connectable Aluminum Profiles

Item No: APE1 APE2



CV85  
Silicone Cover



## APE1 APE2

- >Dimension: 18\*9mm/15\*8mm
- >Length: 0.5-2.5m
- >Material: AL6063
- >Surface: Anodized aluminium
- >Cover: Silicone cover
- >End cap: EC84 / EC85
- >PCB width: ≤12mm
- >Installation: Recessed mounted  
Fixed by clips



APE1



APE2



CC66  
Gapless Connector

## Accessories



FSC3

LED Strip

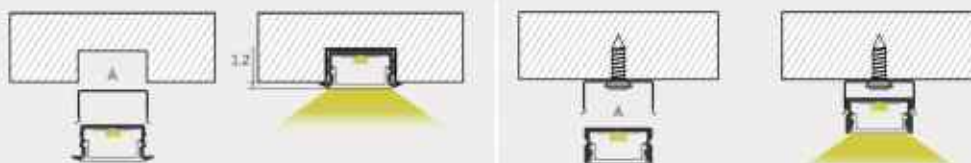
EC84

Fast connect cable

SM39

Clips and Srrews

## Installation



APE1 Recessed mounted

APE2 Fixed by clips

## Features

1. Flexible silicone cover, saving the shipping space
2. Gapless connector, solderless, stable and easy installation
3. Creating a cozy and soft lighting effect
4. Fast connect cable, solderless, instant plug-and-connect, easy and convenient installation.

## Application



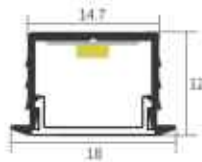
For display cabinet, kitchen cabinet, wine cabinet, wardrobe, etc.



# Aluminium Profile Series



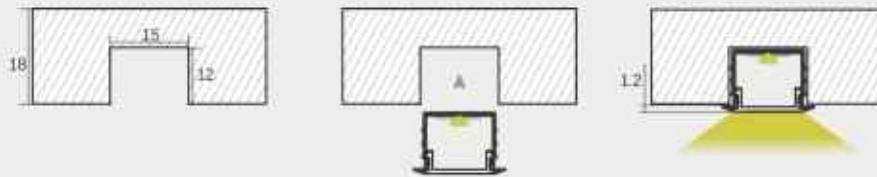
Item No: AP45/AP52



## AP45

- >Dimension: 18\*12mm
- >Length: 0.5-2.5m
- >Material: AL6063
- >Surface: Anodized aluminium
- >Cover: Milky or frosted
- >End cap: EC29
- >PCB width: ≤12mm
- >Installation: Recessed mounted

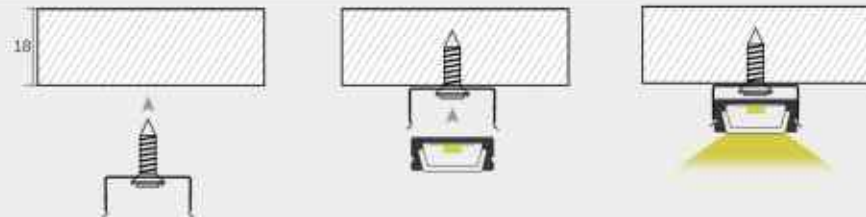
### Installation



## AP52

- >Dimension: 15.2\*6mm
- >Length: 0.5-2.5m
- >Material: AL6063
- >Surface: Anodized aluminium
- >Cover: Milky or frosted
- >End cap: EC42
- >PCB width: ≤12mm
- >Clip: SM32
- >Installation: Fixed by clips

### Installation



### Features

1. Straight lighting.
2. PC cover is snap fit.
3. Anodized surface, fine and superior.
4. Colors are available in silver and black.

### Application



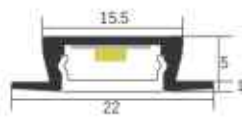
For display cabinet, kitchen cabinet, wine cabinet, wardrobe, etc.





# Aluminium Profile Series

Item No:AP87



## AP87

>Dimension: 22\*6mm

>Length: 0.5-2.5m

>Material: AL6063

>Surface: Anodized aluminium

>Cover: Milky or frosted

>PCB width: ≤10mm

>Installation: Recessed mounted



## Accessories



End Caps with Hole



End Caps without Hole

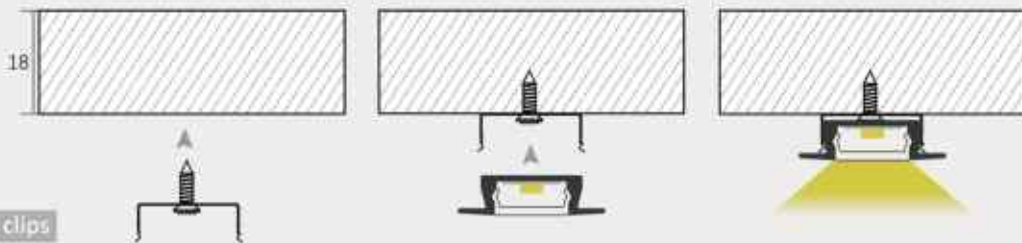


Mounting Clip



Screw

## Installation



1.Fixed by clips



2.Recessed mounted

## Features

- 1.Ultra-thin design, slot depth is only 5mm.
- 2.PC cover is snap fit.
- 3.Hand wave sensor is available.
- 4.Anodized surface, fine and superior Colors are available in silver and black.

## Application



For display cabinet, kitchen cabinet, wardrobe, etc.



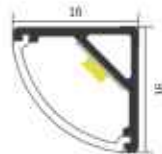
# Aluminium Profile Series



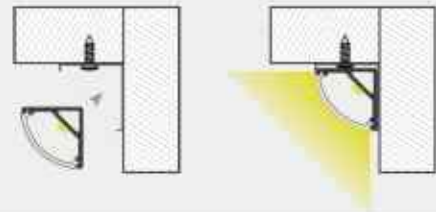
Item No: AP59/AP70/APB6



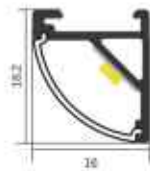
AP59



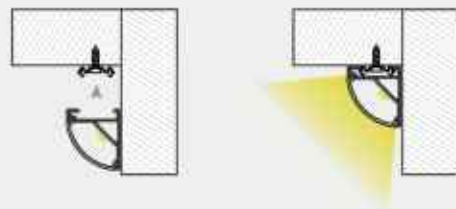
## Installation



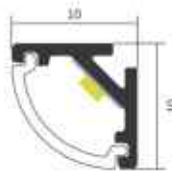
AP70



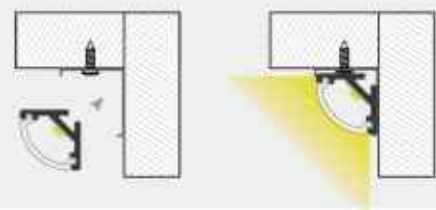
## Installation



APB6



## Installation



Item	Dimension	Length	Material	Color	PCB width	Clip	Installation
AP59	16*16mm	0.5-2.5m	AL6063	Silver or black	≤10mm	SM31	Fixed by clips
AP70	16*18.2mm	0.5-2.5m	AL6063	Silver or black	≤10mm	SM41	Fixed by clips
APB6	10*10mm	0.5-2.5m	AL6063	Silver or black	≤5mm	SM59	Fixed by clips

## Features

- 1.Length can be customized.
- 2.Hidden snap installation, no slot opening.
- 3.Suitable for the corner of cabinet.
- 4.High quality PC cover make light more homogenous.

## Application

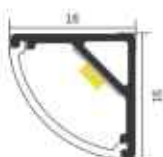


For shelves, display cabinet, kitchen cabinet, wine cabinet, etc.



# Aluminium Profile Series

Item No: APC7



## APC7

>Dimension: 16\*16mm

>Length: 0.5-2.5m

>Material: AL6063

>Surface: Anodized aluminium

>Cover: Milky or frosted

>End cap: EC39B

>PCB width: ≤8mm

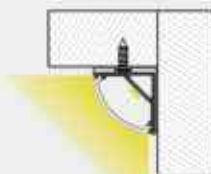
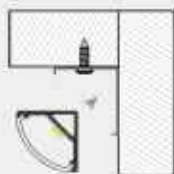
>Installation: Fixed by clips



Fast Connect cable: CC85



## Installation



## Features

1. Straight lighting.
2. No visible light dots, uniform and soft lighting.
3. Anodized surface, fine and superior.
4. Fast connect cable, solderless, instant plug-and-connect, easy and convenient installation.

## Application



For display cabinet, kitchen cabinet, wine cabinet, wardrobe, etc.



# Aluminium Profile Series



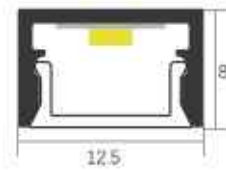
Item No:AP72



## Product Picture



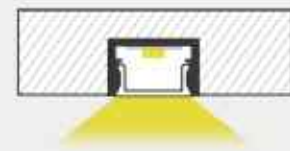
## Dimension



PC cover for three directions glowing is available



## Installation

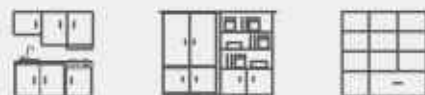


Item	Dimension	Length	Material	Cover	PCB width	Installation
AP72	12.5*7.8mm	0.5-2.5m	AL6063	Milky or frosted	≤8mm	Recessed mounted

## Features

- 1.Ultra-thin design, only 8mm thick without edge.
- 2.Anodized surface, fine and superior.
- 3.Simple design, smooth surface.
- 4.Colors are available in silver, black and champagne gold.

## Application

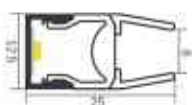


For display cabinet, kitchen cabinet, wine cabinet, etc.

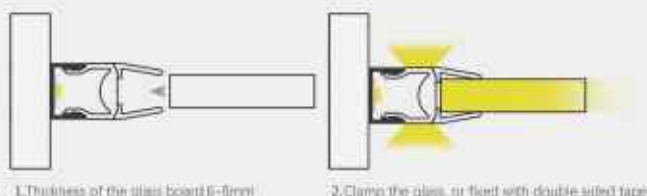


# Aluminium Profile Series(glass shelf light)

Item No:AP72-B/AP72-H/APC9

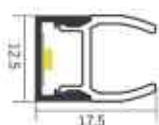


AP72-B

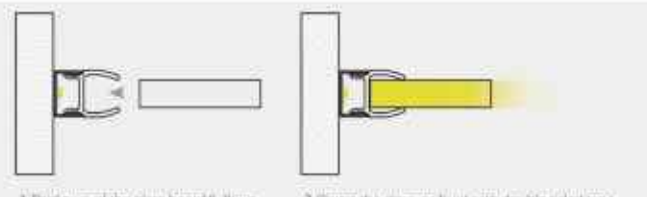


1.Thickness of the glass board 6-8mm

2.Clamp the glass, or fixed with double sided tape

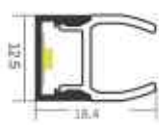


AP72-H

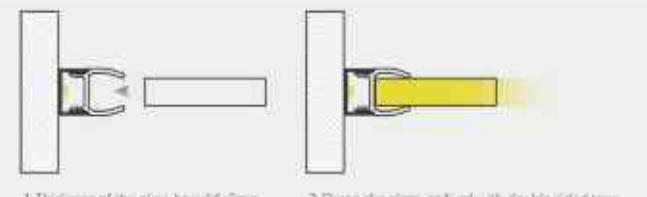


1.Thickness of the glass board 6-8mm

2.Clamp the glass, or fixed with double sided tape



APC9



1.Thickness of the glass board 6-8mm

2.Clamp the glass, or fixed with double sided tape

Fast connect cable, solderless, instant plug-and-connect, easy and convenient installation; transparent design with high transparency, excellent light transmission, and brighter illumination.



Fast Connect cable: CC85



Item	Dimension	Cover	PCB Width	Material	Surface	Installation
AP72-B	25*12.5mm	Milky or frosted	≤8mm	AL6063	Anodized Aluminum	Clamp the glass
AP72-H	17.5*12.5mm	Milky or frosted	≤8mm	AL6063	Anodized Aluminum	Clamp the glass
APC9	18.4*12.5mm	Milky or frosted	≤8mm	AL6063	Anodized Aluminum	Clamp the glass

## Features

- 1.No visible light dots, uniform and soft.
- 2.Suitable for 6-8mm thick plate glass or acrylic plate.
- 3.PC cover for one or three directions glowing is available.
- 4.Anodized surface, fine and superior.

## Application



For display cabinet, glass board cabinet, wine cabinet, etc.

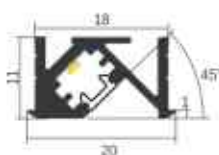
# Aluminium Profile Series



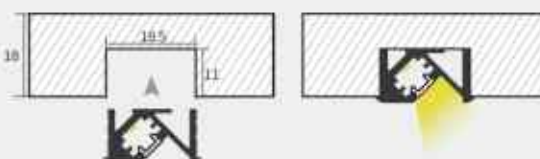
Item No:AP82/AP96/APA4



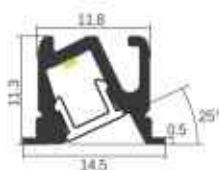
AP82



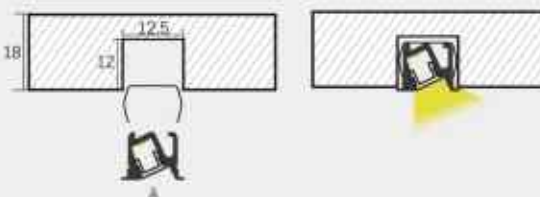
## Installation



AP96



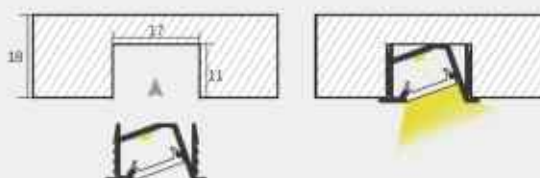
## Installation



APA4



## Installation



Item	Dimension	Length	Material	Color	PCB width	Clip	Installation
AP82	11*20mm	0.5-2.5m	AL6063	Silver/black/gold	≤4mm	/	Recessed mounted
AP96	11.3*14.5mm	0.5-2.5m	AL6063	Black or gold	≤4mm	SM56	Recessed mounted
APA4	11.5*20mm	0.5-2.5m	AL6063	Black or gold	≤10mm	/	Recessed mounted

## Features

1. Anti-dazzle design, no visible light dots, uniform and soft.
2. Recessed mounted with slots.
3. Ultra-thin edge design for perfectly covering slots edge.
4. Oblique angle shines into the cabinet.

## Application



For display cabinet, kitchen cabinet, wine cabinet, wardrobe, etc.



# Aluminium Profile Series

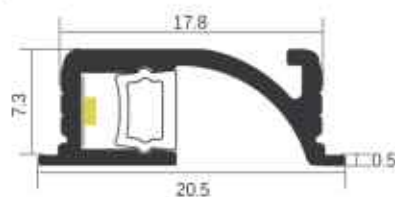
Item No:AP89



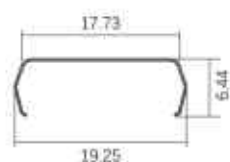
## Product Picture



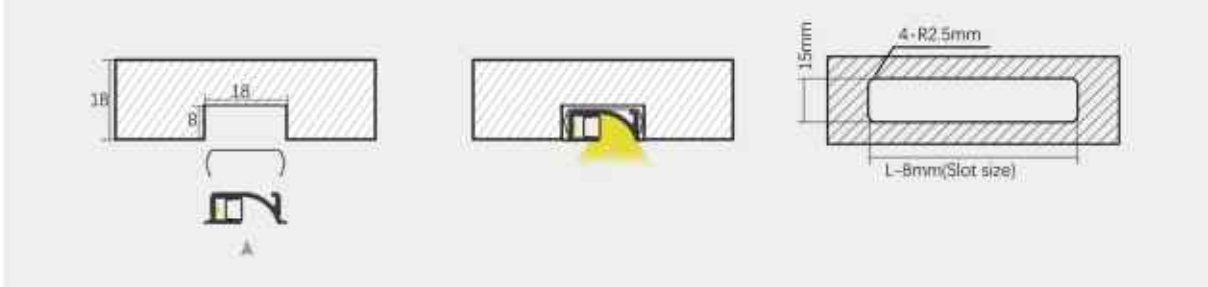
## Dimension



## Clip



## Installation

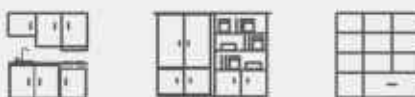


Item	Dimension	Length	Material	Cover	PCB width	Clip	Installation
AP89	20.5*7.8mm	0.5-2.5m	AL6063	Milky	≤4mm	SM50	Recessed mounted

## Features

- 1.Ultra-thin design for used in any boards.
- 2.Luminous surface is completely invisible, creating uniform and soft lighting.
- 3.With installed clips, easy to disassemble and maintain.
- 4.Ultra-thin edge design for perfectly covering slots edge.

## Application



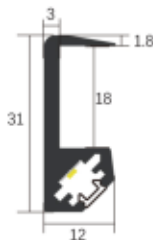

Ambient illumination. For display cabinet, kitchen cabinet, wardrobe, wine cabinet, etc.



# Aluminium Profile Series



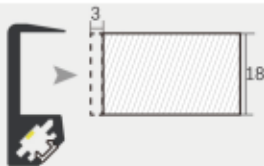
Item No:AP83/AP95



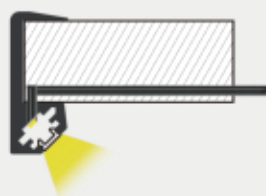
## AP83

- >Dimension: 12\*31mm
- >Length: 0.5-2.5m
- >Material: AL6063
- >Surface: Anodized aluminium
- >Cover: Milky or frosted
- >PCB width: ≤4mm
- >Installation: Clamp the board

### Installation



1. Cut 3mm thick of the board to parallel other boards



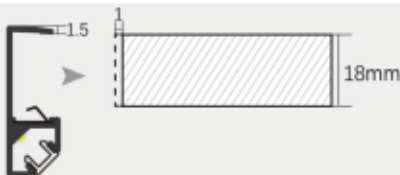
2. Clamp 18mm thick board, or install with glue



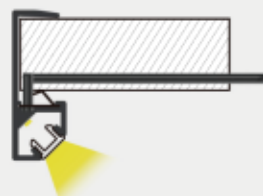
## AP95

- >Dimension: 11.5\*32mm
- >Length: 0.5-2.5m
- >Material: AL6063
- >Surface: Anodized aluminium
- >Cover: Milky or frosted
- >PCB width: ≤4mm
- >Installation: Clamp the board

### Installation



1. Cut 1mm thick of the board to parallel other boards



2. Clamp 18mm thick board

### Features

1. Clamping the front of the 18mm thick board, 45° angle shines into the cabinet.
2. Recessed lighting for superior luminous effect.
3. Stuck-in installation without opening slots, easy to install.
4. Colors are available in silver, black and champagne gold.

### Application



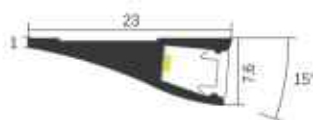
For display cabinet, kitchen cabinet, wine cabinet, etc.





# Aluminium Profile Series

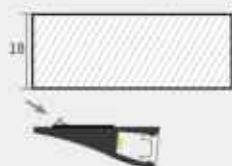
Item No:AP92/AP94



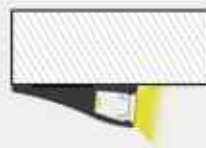
## AP92

- >Dimension: 23\*7,6mm
- >Length: 0.5-2.5m
- >Material: AL6063
- >Surface: Anodized aluminium
- >Cover: Milky or frosted
- >PCB width:  $\leq 4$ mm
- >Installation: With VHB 3M tape

### Installation



Install in the front of the board with 3M VHB tape



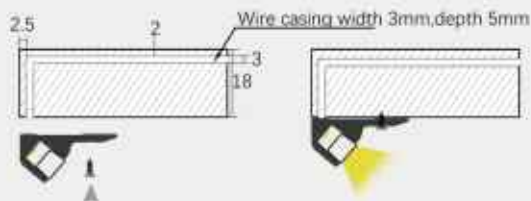
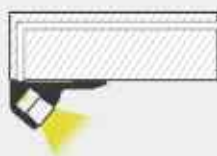
## AP94

- >Dimension: 20\*10mm
- >Length: 0.5-2.5m
- >Material: AL6063
- >Surface: Anodized aluminium
- >Cover: Milky or frosted
- >PCB width:  $\leq 4$ mm
- >Installation: Surface mounted

### Installation



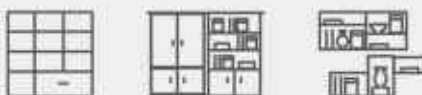
With 3M VHB tape



### Features

1. Hidden lighting design, no visible light dots, uniform and soft.
2. Surface mounted with double sided tape, no slot opening.
3. Surface mounted with VHB tape, or fixed with screws, easy to install.
4. Streamlined design for fixed direction shining, light up the whole cabinet.

### Application



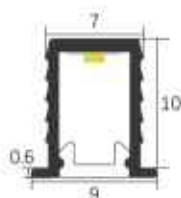
For display cabinet, kitchen cabinet, wine cabinet, etc.



# Aluminium Profile Series



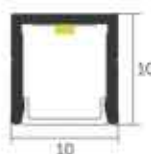
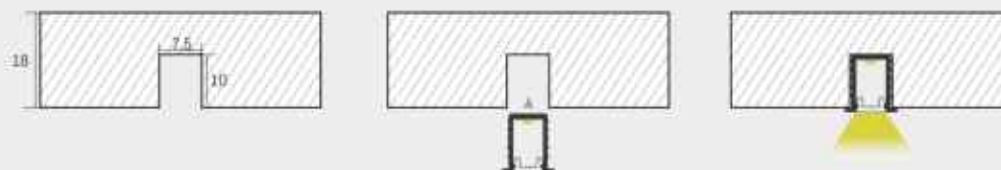
Item No: AP86/AP98 (APB0)



## AP86

- >Dimension: 9\*10.6mm
- >Length: 0.5-2.5m
- >Material: AL6063
- >Surface: Anodized aluminium
- >Cover: Milky or frosted
- >PCB width: ≤4mm
- >Installation: Recessed mounted

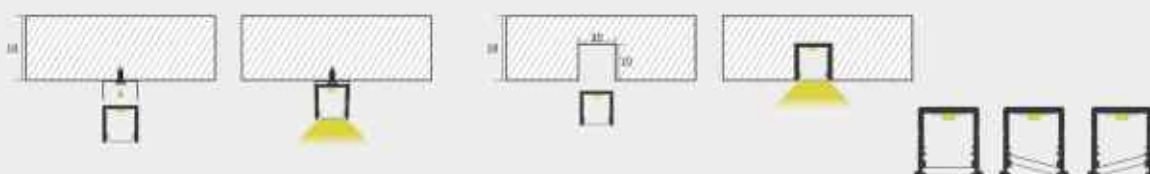
### Installation



## AP98 (APB0)

- >Dimension: 10\*10mm
- >Length: 0.5-2.5m
- >Material: AL6063
- >Surface: Anodized aluminium
- >Cover: Milky or frosted
- >PCB width: ≤6mm
- >Installation: Surface or recessed mounted

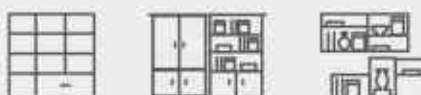
### Installation



### Features

- 1.Length can be customized.
- 2.High quality PC cover make light more homogenous.
- 3.Recessed mounted with slots.
- 4.Exquisite makes wider range of use than the others.
- 5.Separation design for LED and cable

### Application



Furniture lighting, store shelf lighting, window display lighting.




# Aluminium Profile Series

Item No:AP90 /APC6



## Installation



Item	Dimension	Length	Material	Cover	PCB width	Installation
AP90	15.2*18.8mm	0.5-2.5m	AL6063	Milky or frosted	≤10mm	With VHB 3M tape
APC6	15.2*18.8mm	0.5-2.5m	AL6063	Milky or frosted Out cover: CV40 Inner cover: CV69	≤ 8mm	With VHB 3M tape

## Features

1. Shining upwards and downwards for rear board.
2. Perfect for 18mm thick board.
3. No slot opening, punch on the PC cover.
4. Comes with VHB 3M tape, easy installation.
5. Fast connect cable **CC85**, solderless, instant plug-and-connect, easy and convenient installation.

## Application



For display cabinet, kitchen cabinet, wine cabinet, etc.



# Aluminium Profile Series



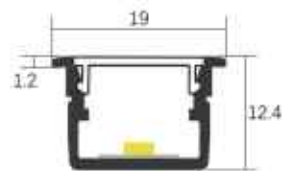
Item No:AP97



## Product Picture



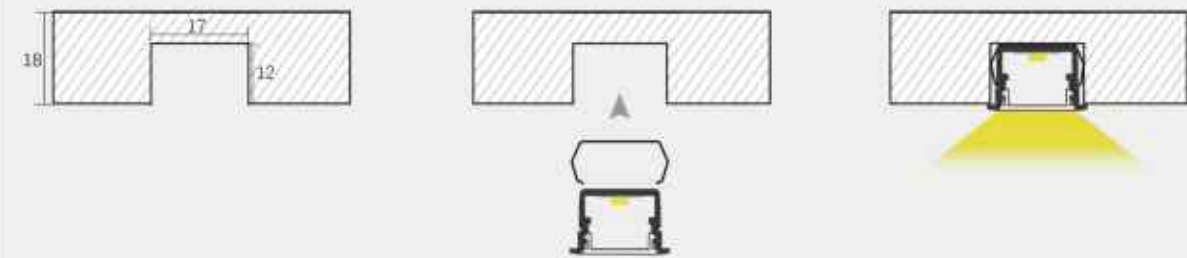
## Dimension



## Light wire separation



## Installation



Item	Dimension	Length	Material	Cover	PCB width	End cap	Installation
AP97	12.4*19mm	0.5-2.5m	AL6063	Milky or frosted	≤12mm	CC52	Recessed mounted

## Features

1. Isolation LED Linear Light.
2. Can replace with different Case color/light color.
3. Homogeneous bright.
4. Can similar case color for furniture, hide-in style Easy installation & replacement.

## Application

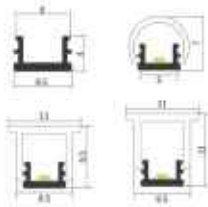


For display cabinet, kitchen cabinet, wine cabinet, etc.



# Aluminium Profile Series

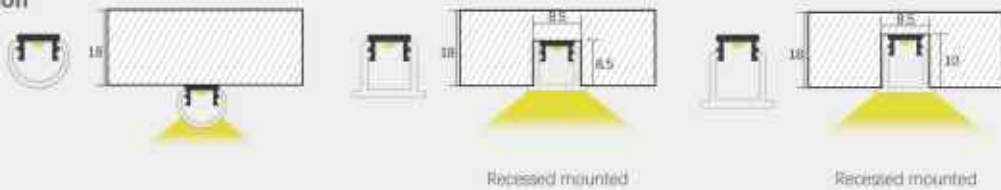
Item No:AP68/APA8



## AP68

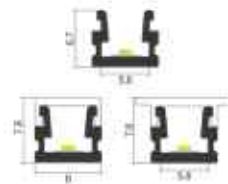
- >Dimension: 6.5\*4mm
- >Length: 0.5-2.5m
- >Material: AL6063
- >Surface: Anodized aluminium
- >Cover: Milky
- >PCB width: ≤4mm
- >Installation: Surface or recessed mounted

### Installation



Recessed mounted

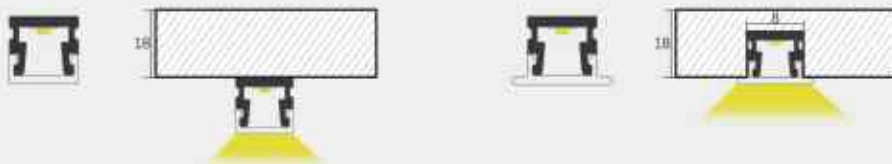
Recessed mounted



## APA8

- >Dimension: 5.8\*6.7mm
- >Length: 0.5-2.5m
- >Material: AL6063
- >Surface: Anodized aluminium
- >Cover: Milky
- >PCB width: ≤5mm
- >Installation: Surface or recessed mounted

### Installation



### Features

- 1.Ultra-thin design, slot depth is only 5mm.
- 2.The PC cover is snap-fit.
- 3.A Hand wave sensor is available.
- 4.A High-quality PC cover makes the light more homogenous.

### Application



For display cabinet, kitchen cabinet, wine cabinet, etc.



# PC Cover Linear Light



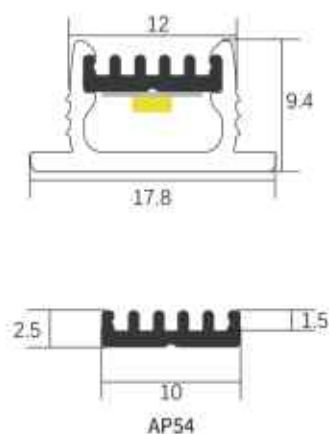
Item No:CV16



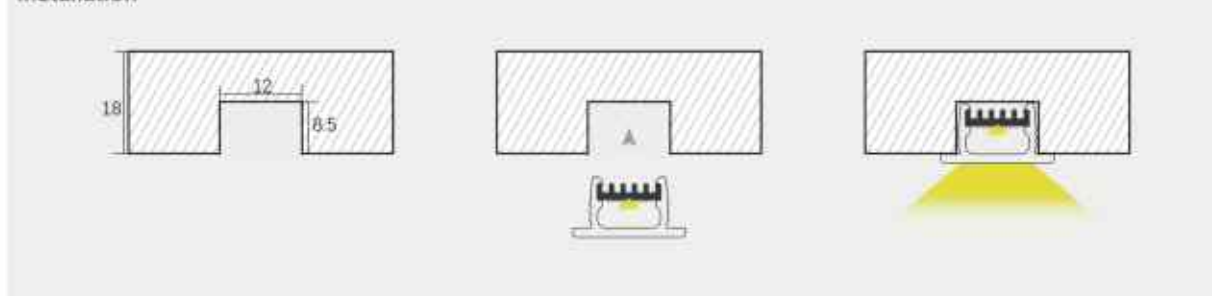
## Product Picture



## Dimension



## Installation

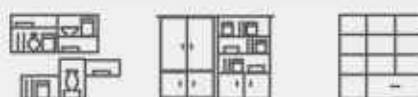


Item	Dimension	Length	Material	Cover	PCB width	Installation
CV16	17.8*9.4mm	0.5-2.5m	AL6063	Milky or frosted	≤8mm	Recessed mounted

## Features

- 1.PC cover contains the edge.
2. Hand wave sensor is available.
- 3.Can be used for decorative illumination.
- 4.Recessed mounted with slots.

## Application

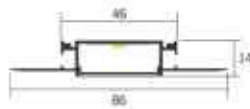


For display cabinet, kitchen cabinet, wine cabinet, etc.



# Aluminium Profile Series

Item No:AP99/APA0

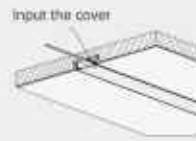
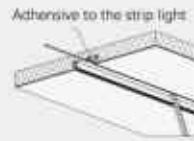


## AP99

- >Dimension: 86\*14mm
- >Length: 0.5-2.5m
- >Material: AL6063
- >Surface: Anodized aluminium
- >Cover: Milky or frosted
- >PCB width: ≤30mm
- >Installation: Recessed mounted



### Installation

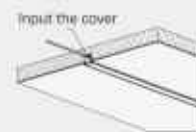


## APA0

- >Dimension: 53\*14mm
- >Length: 0.5-2.5m
- >Material: AL6063
- >Surface: Anodized aluminium
- >Cover: Milky or frosted
- >PCB width: ≤12mm
- >Installation: Recessed mounted



### Installation



### Features

- 1.Length can be customized.
- 2.High-quality PC covers make light more homogenous.
- 3.Recessed mounted with slots.
4. Can be used for decorative illumination.

### Application



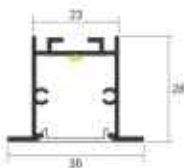
Suitable for the corner of the cabinet.



# Aluminium Profile Series



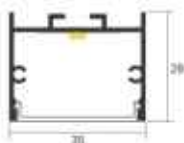
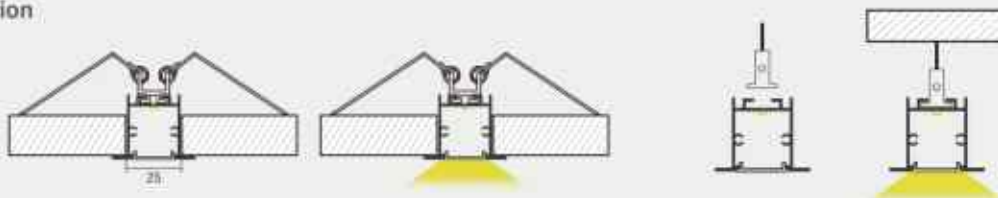
Item No:APA5/APA6



## APA5

- >Dimension: 36\*28mm
- >Length: 0.5-2.5m
- >Material: AL6063
- >Surface: Anodized aluminium
- >Cover: Milky or frosted
- >PCB width: ≤20mm
- >Installation: Surface or recessed mounted

### Installation



## APA6

- >Dimension: 35\*28mm
- >Length: 0.5-2.5m
- >Material: AL6063
- >Surface: Anodized aluminium
- >Cover: Milky or frosted
- >PCB width: ≤30mm
- >Installation: Surface mounted

### Installation



### Features

- 1.Length can be customized.
- 2.High quality PC cover make light more homogenous.
- 3.Hanging wire installation.
4. Aviation aluminum,High quality.

### Application





# LED Glass Shelf Light

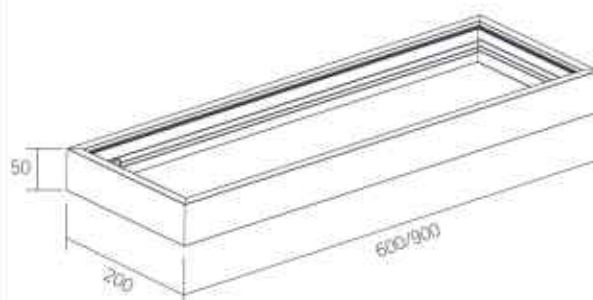
Item No:SL02



## Product Picture



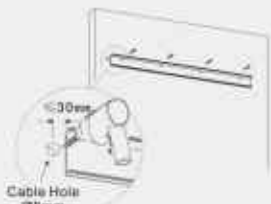
## Dimension



## Installation



Remove aluminum bar



Cable Hole  
Ø30mm  
Fix the aluminum bar horizontally and drill the hole for the cable



Fix the lamp



Item	Dimension	Length	Material	Voltage	Power	CRI	Installation
SL02	200*50mm	600mm 900mm	AL6063	AC240V	6W 10W	≥80	Surface mounted

## Features

- 1.Uniform in luminance.
- 2.Multi-angle lighting design.
- 3.Loading weight within 10 kilograms.
- 4.Anodized surface, fine and superior.

## Application



For display cabinet,,showcase, wine cabinet, etc.



# LED Glass Recessed Shelf Bar Light



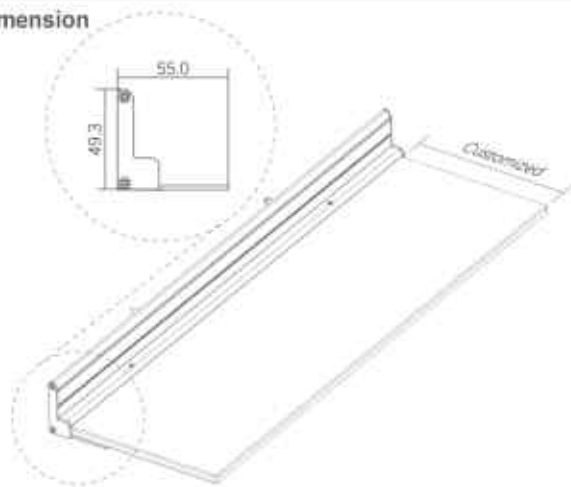
Item No:SL04



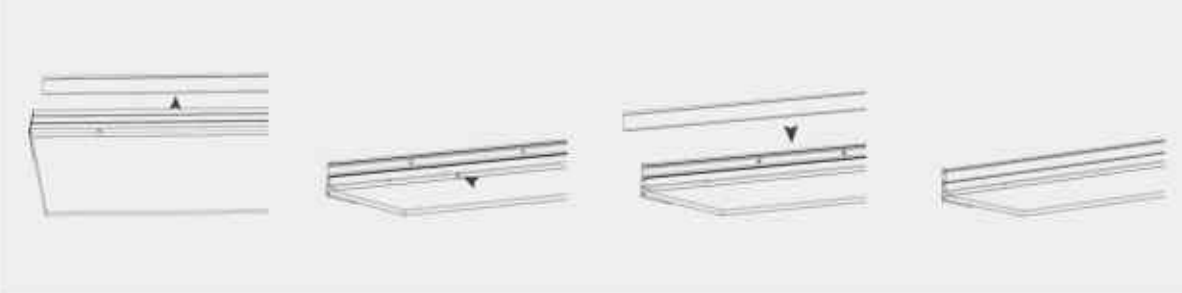
## Product Picture



## Dimension



## Installation



Item	Length	Voltage	Power	CRI	Lumen	Installation
SL04	Customized	DC12V	4.8W/m	CRI>80	500Lm	Surface mounted

## Features

- 1.Uniform in luminance.
2. Two light sources, glowing from the glass and the top.
- 3.Loading weight within 10 kilograms.
- 4.Suitable for 8mm thick glass plate.
- 5.Could collocation with PIR motion sensor or IR door sensor.

## Application



Suitable for showcase, washroom, etc.



# LED Cabinet Bottom Light


Item No:SL05



## Product Picture



## Dimension



## Installation



Item	Dimension	Length	Material	Voltage	Power	CRI	Installation
SL05	300*20mm	567mm 867mm	AL6063	DC12V	7W 10W	≥80	Surface mounted

## Features

- 1.High lumen efficiency, high CRI and good color consistency.
- 2.Double-sided luminous, cabinet and cabinet bottom lighting.
- 3.Could collocation with touch dimmer or hand-wave sensor.
- 4.Anodized surface, fine and superior.

## Application



Suitable for showcase, cabinet bottom.etc.



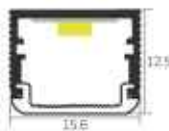
# LED Cabinet Bar Light With Sensor



Item No: HS03/HS04/HS06



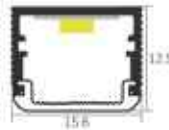
HS03 door activated sensor



## HS03 HS04 HS06

- >Dimension: 15.6\*12.5mm
- >Length: 0.5-2.5m
- >Material: AL6063
- >Surface: Anodized aluminium
- >Voltage: DC12V
- >Power: 3-8.5W/m
- >Installation: Surface mounted

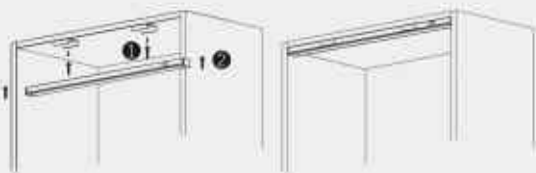
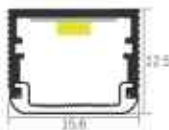
HS04 handwave activated sensor



## Installation HS03



HS06 PIR Sensor



## Installation HS04 HS06



## Features

1. Smart on/off With IR hand/PIR sensor included.
2. Fixed with clips or mounting base.
3. Uniform and soft lighting.
4. Anodized surface, fine and superior.

## Application



Suitable for drawer lighting.



# LED Cabinet Bar Light With Sensor

Item No:HS07



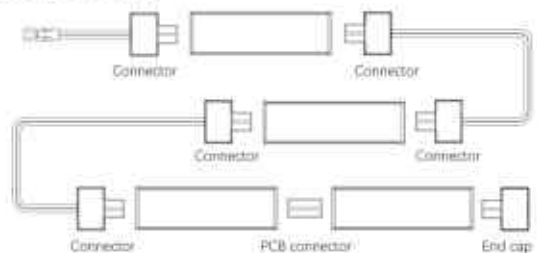
## Product Picture



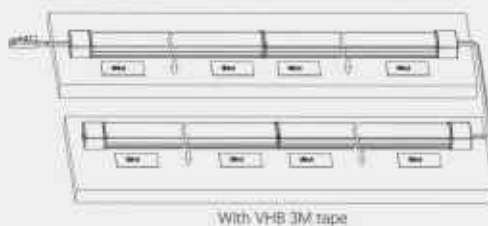
## Dimension



## Connection Picture



## Installation



With VHB 3M tape



Fixed by clips

Item	Dimension	Length	Voltage	Color	Sensor switch	Installation
HS07	18.6*8.9mm	Customized	DC12V	White Black	Touch sensor Hand sensor	Surface mounted

## Features

1. Smart on/off With IR hand/touch sensor included.
2. High lumen efficiency, high CRI and good color consistency.
3. Ultra thin bar light, only 8.9mm
4. Connectable bar light solutions to extend and custom

## Application



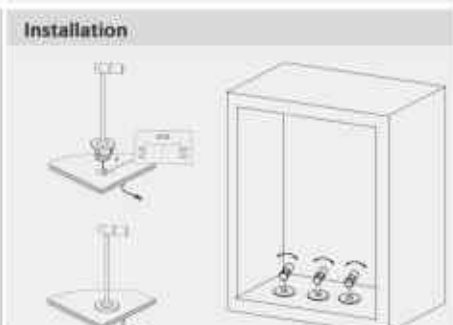
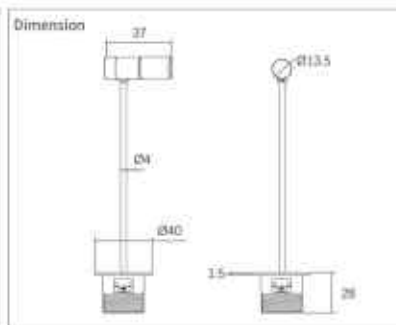
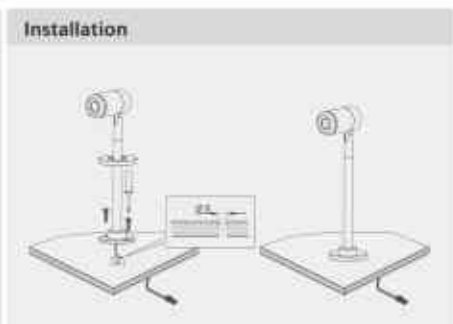
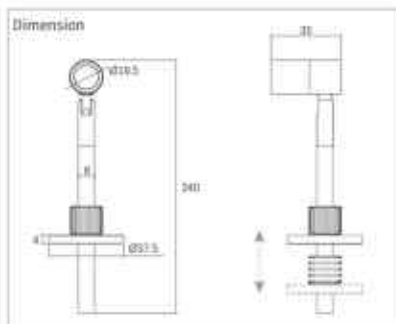
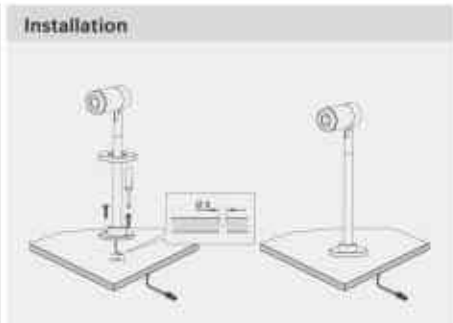
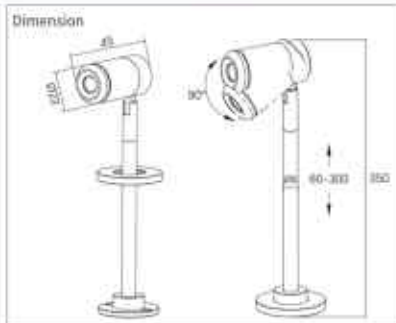
Suitable for cabinet, wardrobe.



# Jewelry Showcase Lights



Item No: JS08 JS13 JS17



Item	Dimension	Power	Voltage	Color	CRI	Lumen	Installation
JS08	Φ23*45mm	1.5W	DC12V	Silver/black	≥ 90	140Lm	Surface Mounted
JS13	Φ18.5*35mm	1W	DC12V	Silver/black	≥ 90	83Lm	Surface Mounted
JS17	Φ13.5*37mm	1W	DC12V	Silver/black	≥ 90	93Lm	Recessed Mounted

## Features

- 1.High lumen efficiency, high CRI and good color consistency.
- 2.The horizontal of 360 degrees is adjustable,as well as beam angle.
- 3.Adjustable height(up and down).

## Application



Cabinet, showcase and shop area illumination.

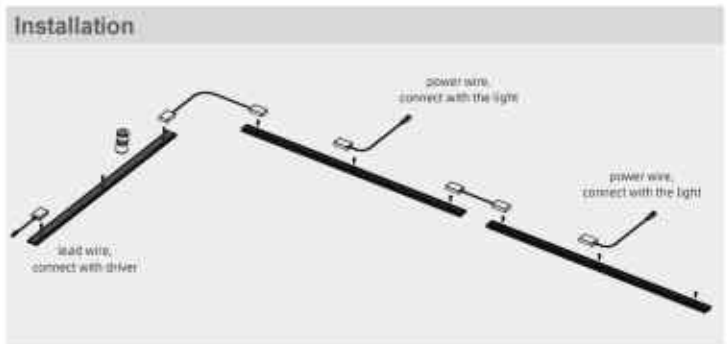
# LEDTrack Light

Item No:TR05



**Product Picture**

**Dimension**



Item	Dimension	Power	Voltage	Color	CRI	Lumen	Installation
TR05	ø22*44mm 30°19°9.5mm 20mm*6mm(W*H)	1W	DC12V/24V	Gold/Black	≥80	98.5Lm	Surface Mounted by Magnet



# LED Focus Spot Lights



Item No:CF03/CF04



## CF03

>Dimension:  $\phi 39 \times 31$ mm

>Power: 1W

>Voltage: DC12V

>Color: Silver or black

>CRI:  $\geq 90$

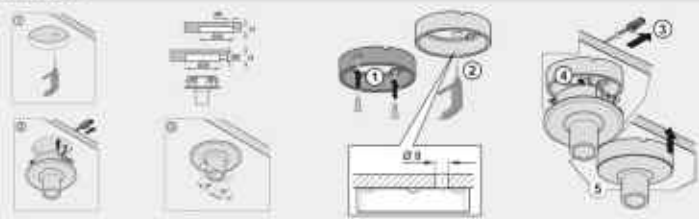
>Lumen: 80-90Lm

>Installation: Recessed mounted

### Center Beam Lux

6500 K	22°	
1432 lx		300 mm
521 lx		500 mm
238 lx		800 mm
132 lx		1000 mm

### Installation



## CF04

>Dimension:  $\phi 39 \times 18$ mm

>Power: 1W

>Voltage: DC12V

>Color: Silver or black

>CRI:  $\geq 90$

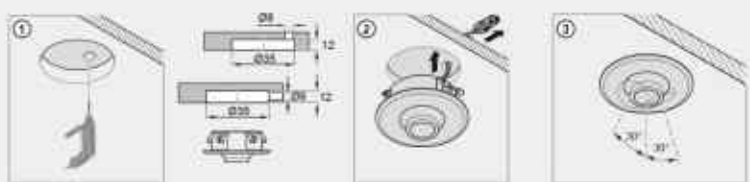
>Lumen: 70-80Lm

>Installation: Recessed mounted

### Center Beam Lux

6500 K	22°	
1432 lx		300 mm
521 lx		500 mm
238 lx		800 mm
132 lx		1000 mm

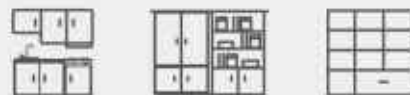
### Installation



### Features

- 1.High lumen efficiency, high CRI and good color consistency.
- 2.Light Angle adjustable.
- 3.Recess space height is less than 14mm.

### Application



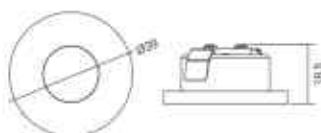
Cabinet, showcase, display of shops and hotel etc.





# LED Cabinet Lights

Item No:CB03/CB15



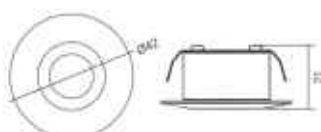
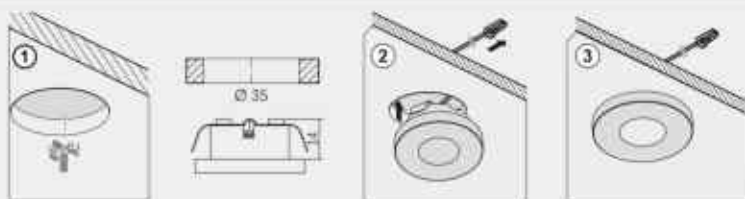
## CB03

- >Dimension:  $\phi 39 \times 18.5\text{mm}$
- >Power: 1W
- >Voltage: DC12V
- >Color: Silver
- >CRI:  $\geq 80$
- >Lumen: 80Lm
- >Installation: Recessed mounted

### Center Beam Lux

3000 K	20°	
3072 lx		300 mm
983 lx		500 mm
388 lx		800 mm
254 lx		1000 mm

### Installation



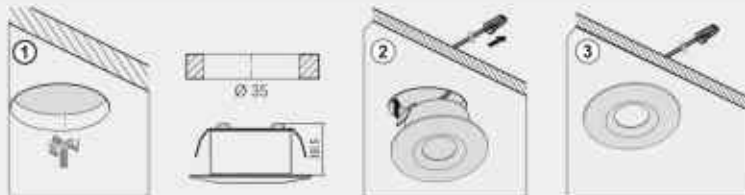
## CB15

- >Dimension:  $\phi 42 \times 21\text{mm}$
- >Power: 1.5W
- >Voltage: DC12V
- >Color: Silver or black
- >CRI:  $\geq 80$
- >Lumen: 120Lm
- >Installation: Recessed mounted

### Center Beam Lux

3000 K	20°	
5072 lx		300 mm
1268 lx		500 mm
563 lx		800 mm
317 lx		1000 mm

### Installation



### Features

- 1.High lumen efficiency, high CRI and good color consistency.
- 2.Easy installation.
- 3.The light is softer and more uniform.

### Application



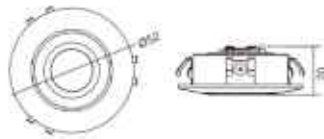
Cabinets, display cabinets and wine cabinets.



# LED Cabinet Lights



Item No:CB05/CB06



## CB05

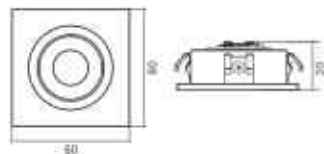
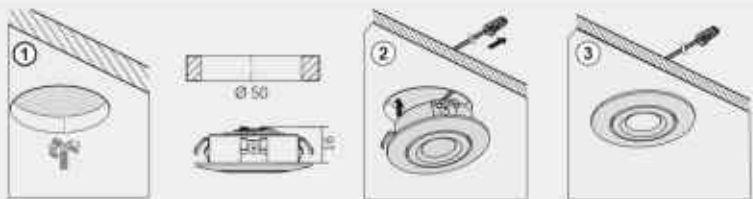
>Dimension:  $\varnothing 52 \times 20 \text{mm}$   
 >Power: 1W  
 >Voltage: DC12V  
 >Color: Silver

>CRI:  $\geq 80$   
 >Lumen: 89Lm  
 >Installation: Recessed mounted

### Center Beam Lux

6500 K	30°	
1621 lx		300 mm
426 lx		500 mm
193 lx		800 mm
106 lx		1000 mm

### Installation



## CB06

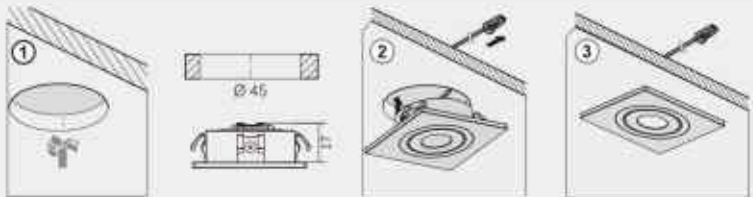
>Dimension:  $60 \times 60 \times 20 \text{mm}$   
 >Power: 1W  
 >Voltage: DC12V  
 >Color: Silver or black

>CRI:  $\geq 80$   
 >Lumen: 100Lm  
 >Installation: Recessed mounted

### Center Beam Lux

6500 K	30°	
1922 lx		300 mm
498 lx		500 mm
221 lx		800 mm
126 lx		1000 mm

### Installation



### Features

- 1.High lumen efficiency, high CRI and good color consistency.
- 2.Easy installation, DC 12V design for lower cost.
- 3.Adjustable beam angle.
- 4.CCT function selectable.

### Application

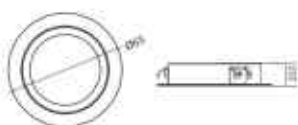


Cabinets, display cabinets and wine cabinets.



# LED Cabinet Lights

Item No:CB07/CB20



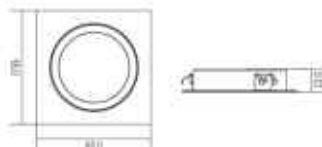
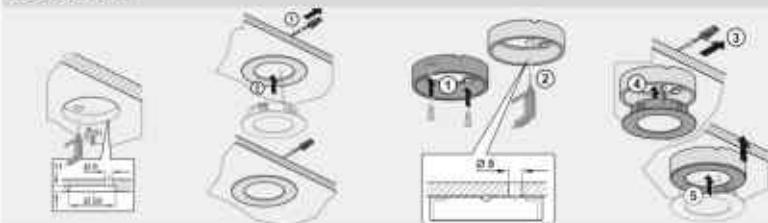
## CB07

- >Dimension:  $\phi 65 \times 13 \text{ mm}$
- >Power: 3W
- >Voltage: DC12V/24V
- >Color: Silver or black
- >CRI:  $\geq 80$
- >Lumen: 245Lm
- >Installation: Surface or recessed mounted

### Center Beam Lux



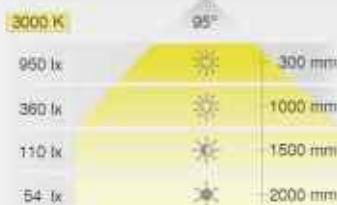
### Installation



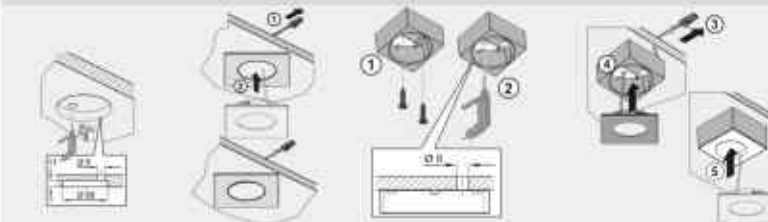
## CB20

- >Dimension:  $65 \times 65 \times 13 \text{ mm}$
- >Power: 3W
- >Voltage: DC12V/24V
- >Color: Silver or black
- >CRI:  $\geq 80$
- >Lumen: 245Lm
- >Installation: Surface or recessed mounted

### Center Beam Lux



### Installation



### Features

- 1.High lumen efficiency, high CRI and good color consistency.
- 2.Easy installation, surface or recessed mounted.
- 3.The drill hole diameter of 60mm is ideal for replacing existing halogen lights.

### Application



Cabinets, display cabinets and wine cabinets.



# Mini Cabinet Lights



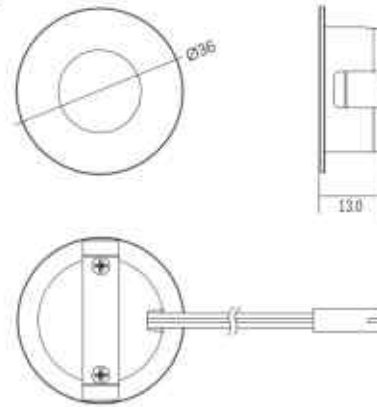
Item No:CB28



## Product Picture



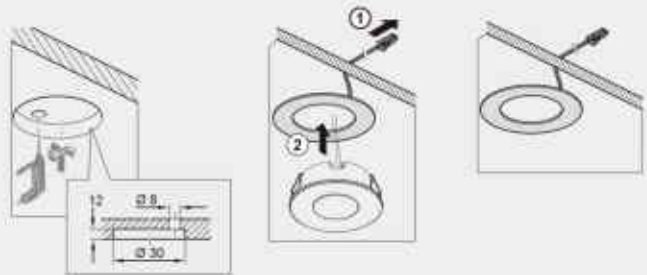
## Dimension



## Center Beam Lux



## Installation




Item	Dimension	Power	Voltage	Color	CRI	Lumen	Installation
CB28	Ø36*13mm	1.2W	DC12V	Silver	≥90	105Lm	Recessed mounted

## Features

- 1.High lumen efficiency, high CRI and good color consistency.
- 2.Delicate appearance and easy installation.
- 3.Recess space height is less than 14mm.

## Application



Cabinets, display cabinets and wine cabinets.



# Mini Cabinet Lights

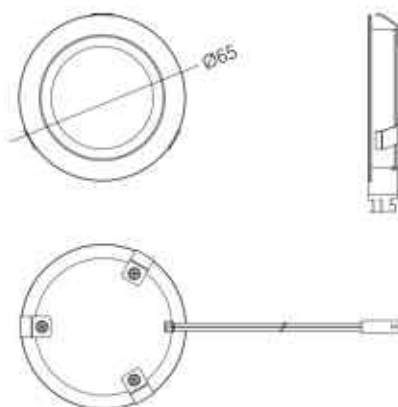
Item No:CB29



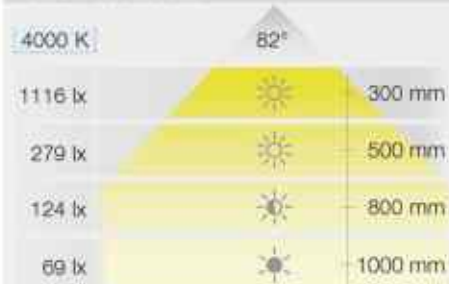
## Product Picture



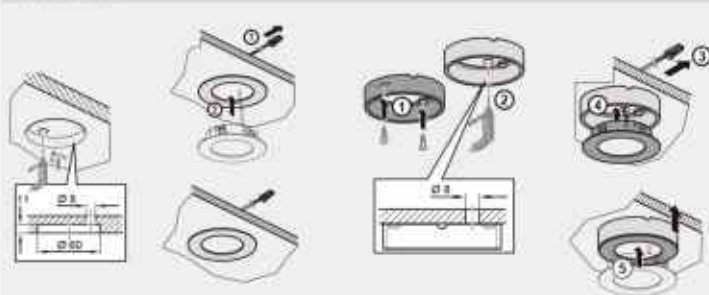
## Dimension



## Center Beam Lux



## Installation



Item	Dimension	Power	Voltage	Color	CRI	Lumen	Installation
CB29	ø65*11.5mm	2.5W	DC12V/24V	Silver/black/white	≥80	260Lm	Surface or recessed mounted

## Features

- 1.High lumen efficiency, high CRI and good color consistency.
- 2.Delicate appearance and easy installation.
- 3.Recess space height is less than 14mm.

## Application



Cabinets, display cabinets and wine cabinets.



# Mini Cabinet Lights



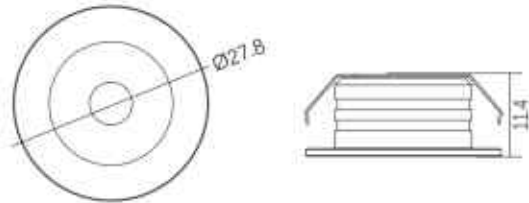
Item No:CB31



## Product Picture



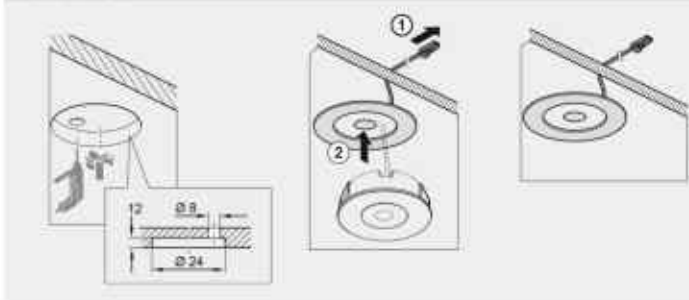
## Dimension



## Center Beam Lux



## Installation

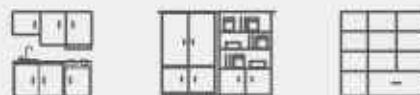


Item	Dimension	Power	Voltage	Color	CRI	Lumen	Installation
CB31	ø27.8*11.4mm	1W	DC12V	Silver/black	≥90	56Lm	Recessed mounted

## Features

- 1.High lumen efficiency, high CRI and good color consistency.
- 2.Delicate appearance and easy installation.
- 3.Recess space height is less than 14mm.

## Application

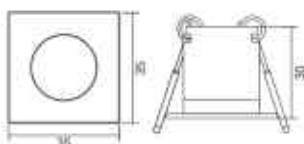


Cabinets, display cabinets and wine cabinets.



# Mini Downlights

Item No:DP06/DP07



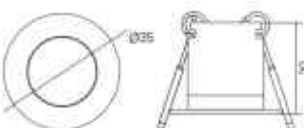
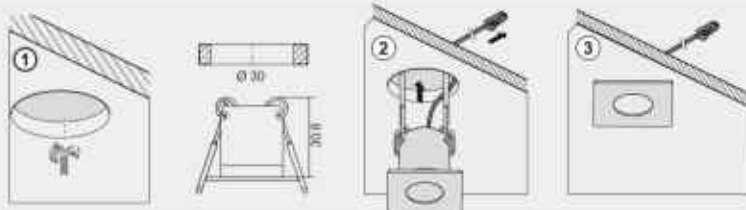
## DP06

- >Dimension: 35\*35\*30mm
- >Power: 1.5W
- >Voltage: DC12V
- >Color: Silver
- >CRI:  $\geq 80$
- >Lumen: 120Lm
- >Installation: Recessed mounted

### Center Beam Lux

3000 K	90°	
408 lx		300 mm
113 lx		500 mm
54 lx		800 mm
26 lx		1000 mm

### Installation



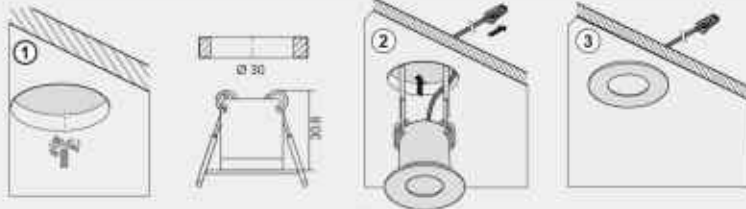
## DP07

- >Dimension:  $\varnothing 35 \times 30$ mm
- >Power: 1.5W
- >Voltage: DC12V
- >Color: Silver
- >CRI:  $\geq 80$
- >Lumen: 123Lm
- >Installation: Recessed mounted

### Center Beam Lux

3000 K	90°	
366 lx		300 mm
91 lx		500 mm
41 lx		800 mm
23 lx		1000 mm

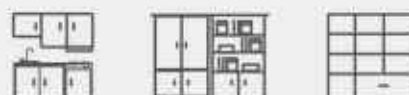
### Installation



### Features

- 1.High lumen efficiency, high CRI and good color consistency.
- 2.Delicate appearance and easy installation.
- 3.Suitable for ultra thin cabinet board.

### Application



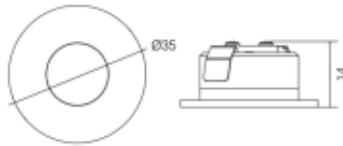
Cabinets, display cabinets and wine cabinets.



# Mini Downlights



Item No:DP08/DP09



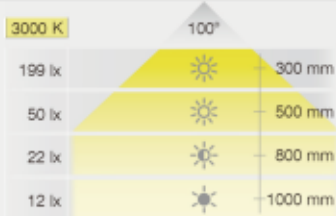
## DP08

>Dimension:  $\phi 35 \times 14$ mm  
 >Power: 1.2W  
 >Voltage: DC12V  
 >Color: Silver/black/white

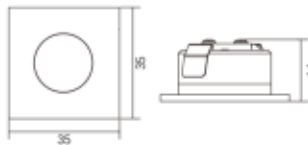
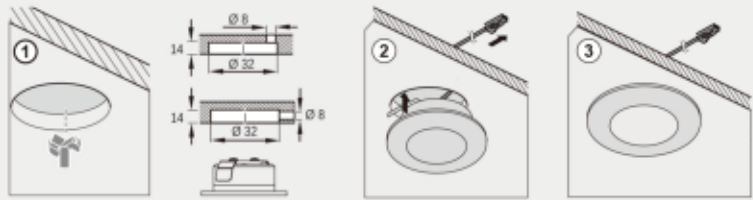
>CRI:  $\geq 80$   
 >Lumen: 100Lm  
 >Installation: Recessed mounted



### Center Beam Lux



### Installation



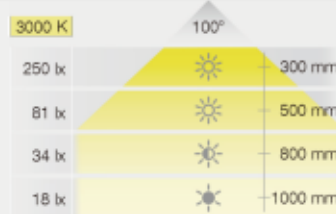
## DP09

>Dimension:  $35 \times 35 \times 14$ mm  
 >Power: 1.2W  
 >Voltage: DC12V  
 >Color: Silver/black/white

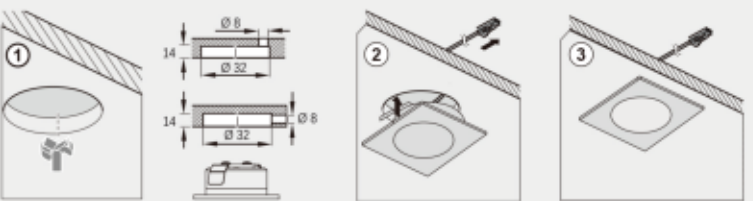
>CRI:  $\geq 80$   
 >Lumen: 100Lm  
 >Installation: Recessed mounted



### Center Beam Lux



### Installation



### Features

- 1.High lumen efficiency, high CRI and good color consistency.
- 2.Easy installation.
- 3.Recess space height is less than 14mm.

### Application



Cabinets, display cabinets and wine cabinets.





# Mini Panel Lights

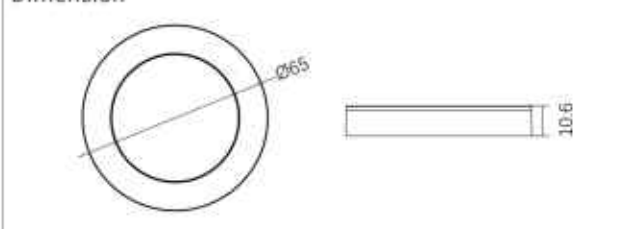
Item No:PL05



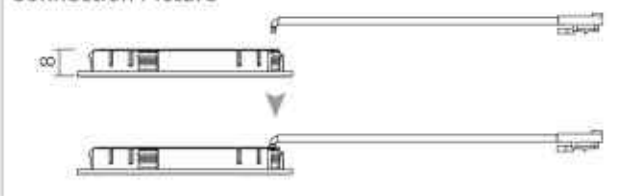
## Product Picture



## Dimension



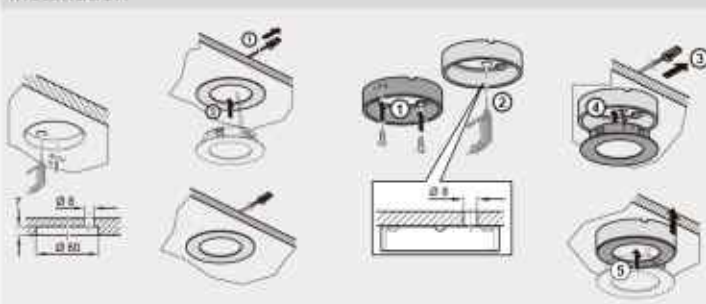
## Connection Picture



## Center Beam Lux



## Installation

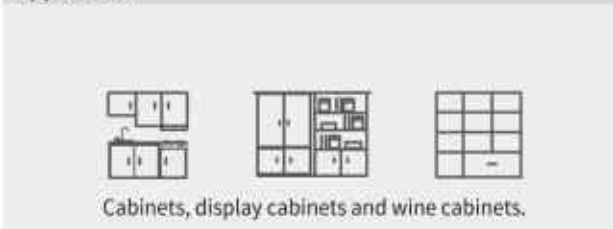


Item	Dimension	Power	Voltage	Color	CRI	Lumen	Installation	Certification
PL05	ø65*10.6mm	1.8W	DC12V	Silver/black/white	≥80	152Lm	Surface or recessed mounted	CE/ETL

## Features

- 1.High lumen efficiency, high CRI and good color consistency.
- 2.Ultra-thin design and delicate appearance.
- 3.The light is homogeneous and the points of the LED light are not visible.
- 4.Light wire separation, easy to replace and repair.

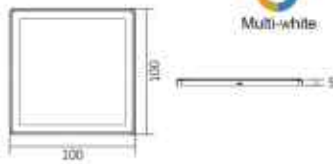
## Application



# Super Slim Panel Lights



Item No: PL06/PL07



## PL06

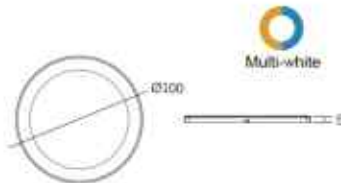
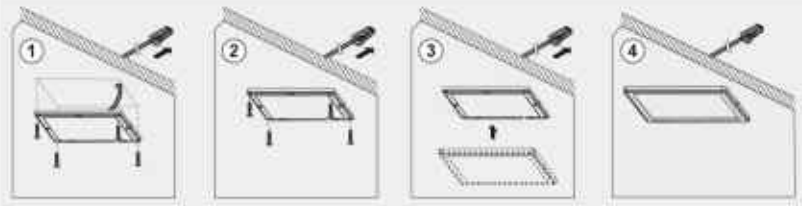
>Dimension: 100\*100\*5mm  
 >Power: 12V-3W/24V-4.2W  
 >Voltage: DC12V/24V  
 >Color: Silver

>CRI:  $\geq 80$   
 >Lumen: 324Lm  
 >Installation: Surface mounted

### Center Beam Lux



### Installation

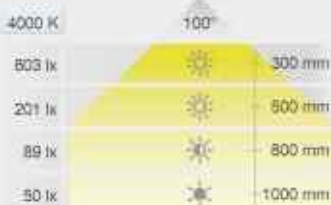


## PL07

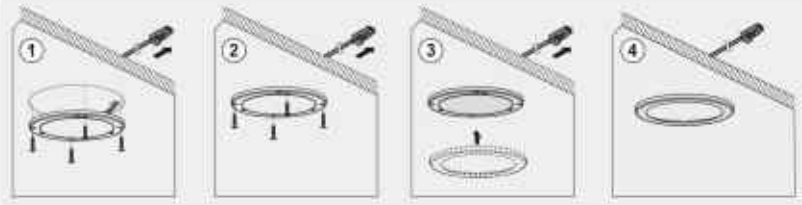
>Dimension:  $\phi 100 \times 5$ mm  
 >Power: 12V-3W/24V-4.2W  
 >Voltage: DC12V/24V  
 >Color: Silver or black

>CRI:  $\geq 80$   
 >Lumen: 420Lm  
 >Installation: Surface mounted

### Center Beam Lux



### Installation



### Features

1. High lumen efficiency, high CRI and good color consistency.
2. Ultra-thin design and delicate appearance.
3. The light is homogeneous and the points of the LED light are not visible.
4. Easy installation, invisible screws design.

### Application

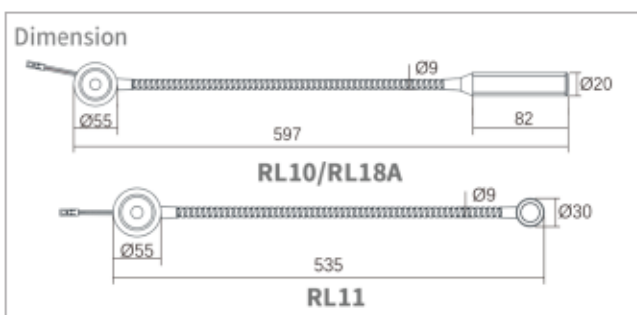
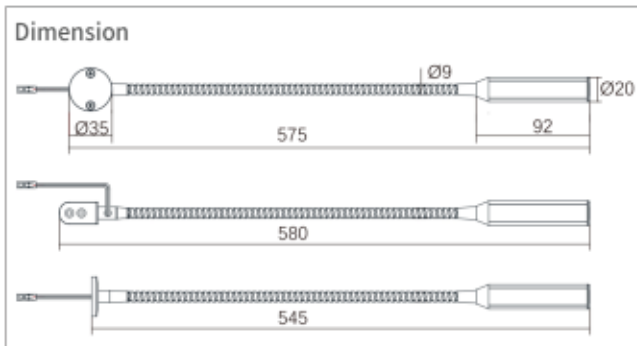
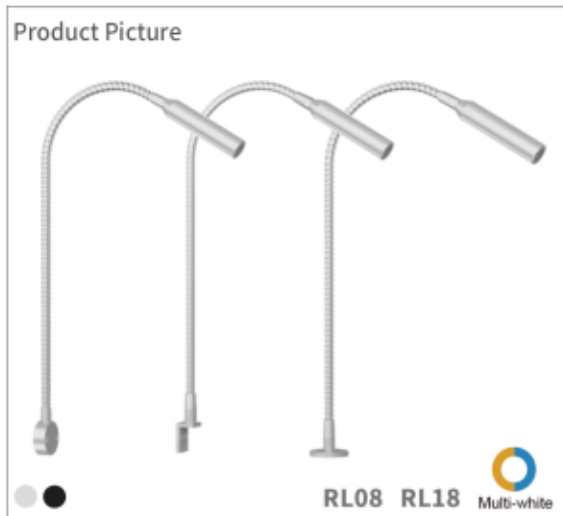


Cabinets, display cabinets and wine cabinets.

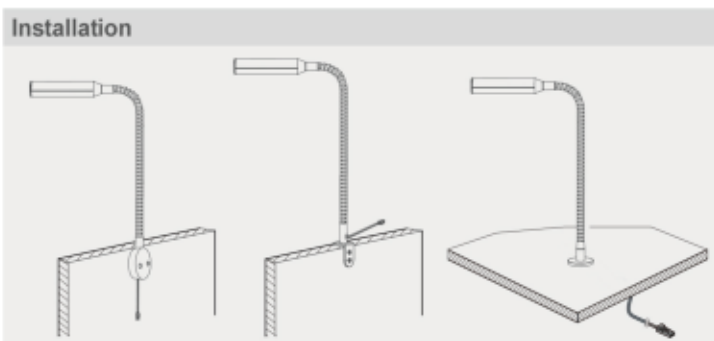


# Reading Lights

Item No: RL08 RL10 RL11 RL18 RL18A



Item	Dimension	Power	Input	Color	CRI	Lumen	Installation	Certification	CCT
RL08/ RL18	Φ20×545mm or customizable	1.8W/1.6W	5V 1.5A	Silver/black	≥80	149Lm/130Lm	Surface Mounted	CE/ETL	4000K 2700K-6500K
RL10/RL18A	Φ20×597mm or customizable	1.6+12.5W/ 1.6+8.5W	5V 1.5A/2.5A	Silver/black	≥80	149Lm/130Lm			4000K 2700K-6500K
RL11	Φ20×535mm or customizable	1.5+8.5W	5V 1.5A/2.5A	Silver/ chrome/black	≥80	100Lm			3000K




**Features:** High lumen efficiency, high CRI and good color consistency. Base with USB charging port and touching switch is soft and convenient.

**Application:** bookcase and bedside reading, phone charger etc.



# Battery Light

Item No:BT09/BT09-MINI

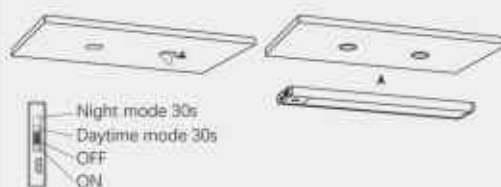


## BT09

- >Dimension: 42\*9mm
- >Power: 1W-200mm/  
1W-300mm/2W-440mm
- >Voltage: DC5V
- >Color: Silver/black/gold
- >CRI:  $\geq 80$
- >Lumen: 100Lm
- >Installation: Magnetic suction installation



## Installation

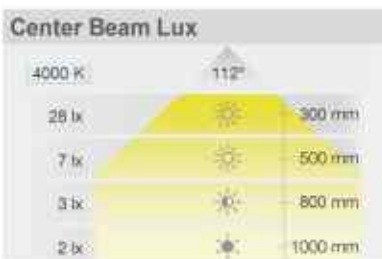


- Night mode 30s
- Daytime mode 30s
- OFF
- ON



## BT09-MINI

- >Dimension: 68\*42\*9mm
- >Power: 0.2W
- >Voltage: DC5V
- >Color: Silver or black
- >CRI:  $\geq 80$
- >Lumen: 15Lm
- >Installation: Magnetic suction installation



## Installation

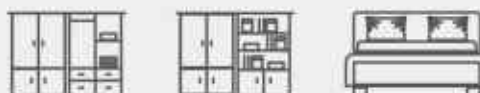


- Night mode 30s
- Daytime mode 30s
- OFF
- ON

## Features

- 1.No visible light dots with light panel for area light.
- 2.With rechargeable battery inside.
- 3.PIR motion sensor and IR door sensor is available.
- 4.Magnetic suction installation.

## Application



Suitable for wardrobe, drawers, living room, wash room or used as a PIR sensor night light

# Battery Light with UV light

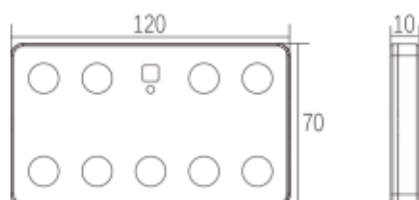
Item No:BT10



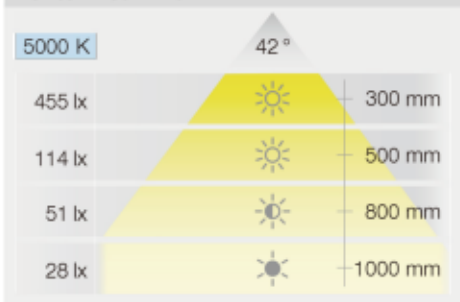
## Product Picture



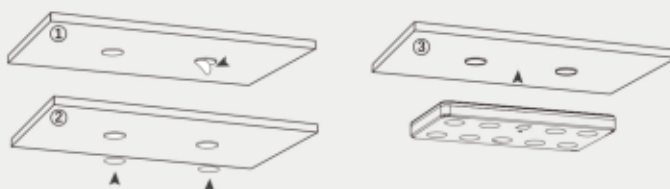
## Dimension



## Center Beam Lux



## Installation



Item	Dimension	Power	Voltage	Color	CRI	Lumen	Installation
BT10	120*70*10mm	1.5W	DC5V	Silver	≥80	60Lm	Magnetic suction installation

## Features

1. With 950mAh rechargeable battery inside.
2. PIR motion sensor and IR door sensor is available.
3. UV light for sterilization is available.
4. Magnetic suction installation.

## Application



Suitable for wardrobe



# Cabinet Power Bank



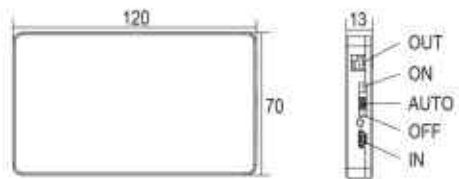
Item No:BT11



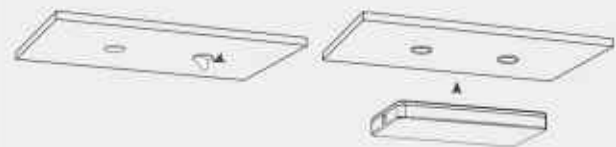
## Product Picture



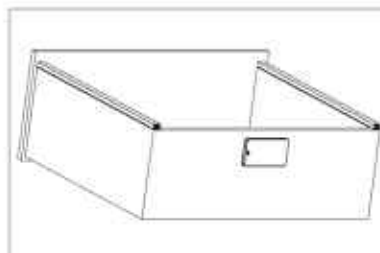
## Dimension



## Installation



**Sensor method: door activated sensor**



install the power bank on the back of the drawer



The drawer light will turn on when the drawer is opened and off when closed.

Item	Dimension	Voltage	Color	Battery volume	Sensor method	Installation
BT11	120*70*13mm	DC5V	Black/white	5000mAh	PIR sensor/IR sensor	Magnetic suction installation

## Features

- 1.Power the light with 5000mAh rechargeable battery.
- 2.Pair with PIR motion sensor or IR door sensor.
- 3.Three-way switch,OFF,ON and sensor mode.
- 4.Magnetic suction installation.

## Application



Suitable for wardrobe ,drawer and other places where you don't want to open cable slots



# ULTRA-THIN SMART LED DRIVER

Item No:LD40/LD41/LD42/LD43



Item	Dimension	Input voltage	PF	Output voltage	Power	Interference Qty	Certification
LD40	111x44.5x15mm	100-240V	>0.5	12V/24V	8W/10W	1	CE/ETL
LD41	149x44.5x15mm	100-240V	>0.75	12V/24V	18W/20W	1	CE/ETL
LD42	308x44.5x16mm	100-240V	>0.9	12V/24V	54W/60W	3	CE
LD43	308x60x16mm	100-240V	>0.95	12V/24V	90W/100W	5	CE

## Connecting

LD40/LD41



LD42

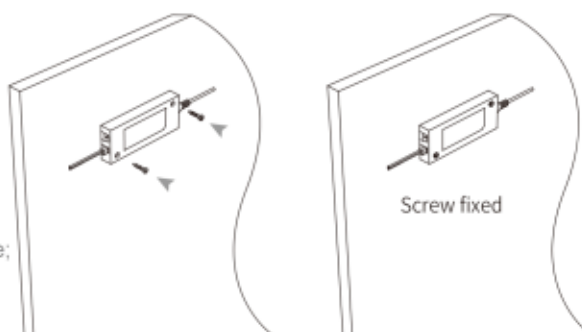


LD43



## Characteristics

- Ultra-thin shell design, the thickness is only 15mm;
- The product meets safety standards and has obtained GS, ETL, and CE certificates;
- Built-in 2.4G wireless receiving circuit, convenient for remote control of lights;
- Overload protection, short circuit protection, stable and reliable;
- Wide voltage design can meet the needs of power grids in various countries;



## TEST MARKS AND SYMBOLS



# ULTRA-THIN SMART LED DRIVER

Item No:LD54/LD55/LD57/LD58



Item	Dimension	Input voltage	PF	Output voltage	Power	Interference quantity
LD54	111x44.5x15mm	100-240V	>0.5	12V/24V	20W/22W	2
LD55	149x44.5x15mm	100-240V	>0.5	12V/24V	36W/40W	2
LD57	308x44x16mm	100-240V	>0.5	12V/24V	60W	3
LD58	308x60x16mm	100-240V	>0.5	12V/24V	90W/100W	5

## Connecting

LD54/LD55



LD57

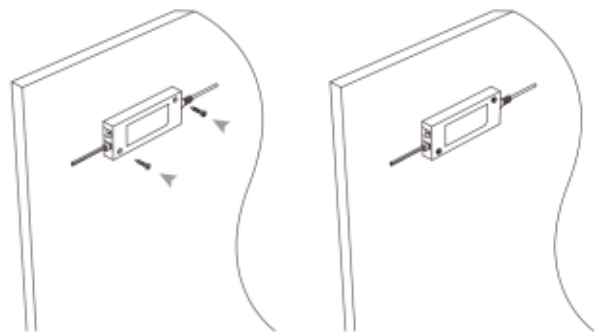


LD58



## Characteristics

- Safe and applicable, smart and economical, easy to install;
- Ultra-thin shell design, the thickness is only 15mm;
- Multi-port design, more flexible and convenient;
- Overcurrent protection, short circuit protection, stable and reliable;
- Wide voltage design can meet the needs of power grids in various countries;



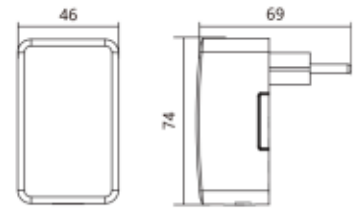
## TEST MARKS AND SYMBOLS

CE SELV IP20



# LED Driver

Item No:LD56



Item	Input voltage	Output voltage	Power	Dimension
LD56	100-240V	12V/24V	24W	46x74x69mm

## Version



Chinese version



European version

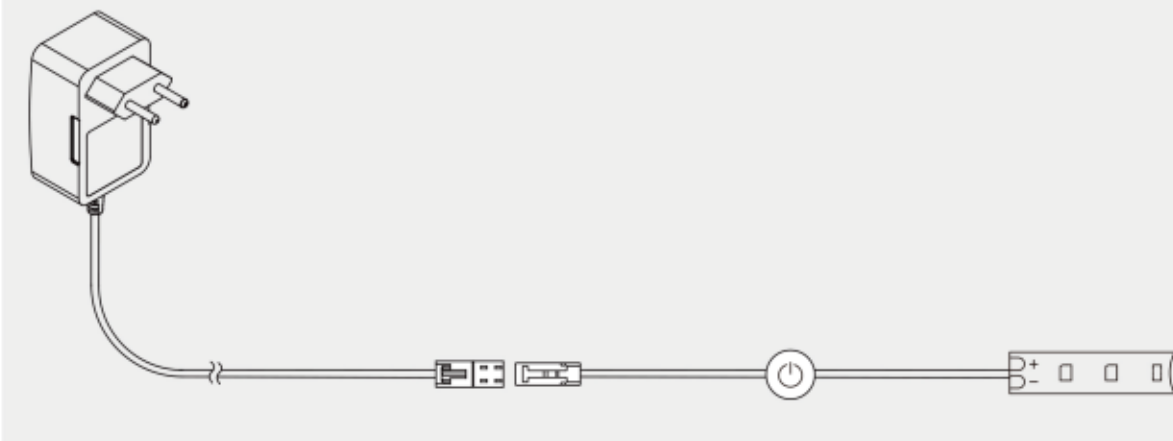


Australian version



USA/Japan version

## Connecting



CE   SELV IP20

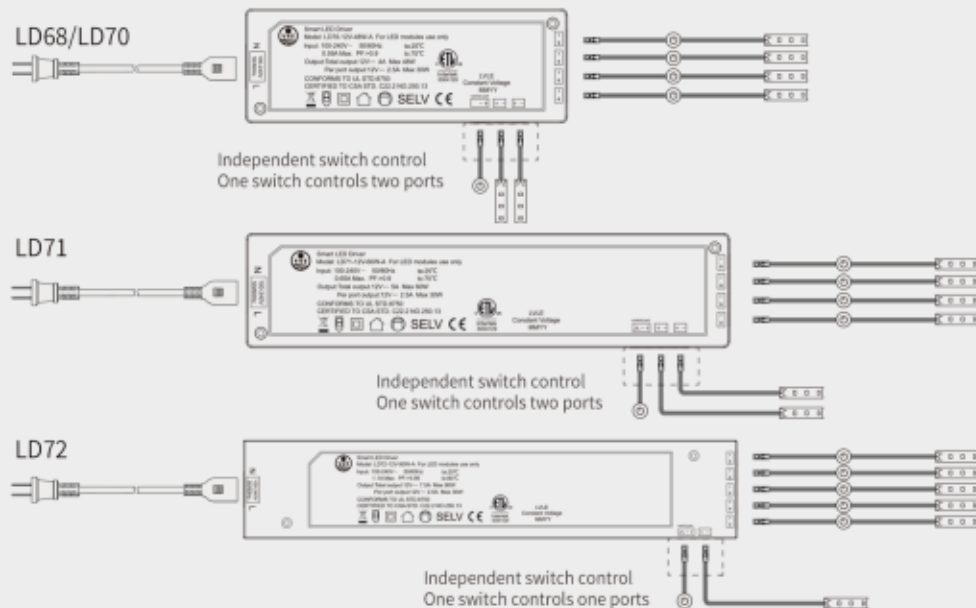
# ULTRA-THIN SMART LED DRIVER

Item No:LD68/LD70/LD71/LD72



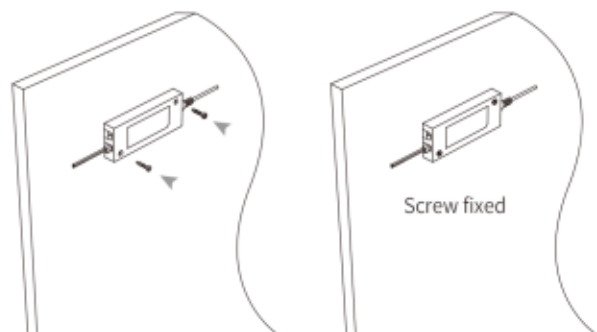
Item	Dimension	Input voltage	PF	Output voltage	Power	Interference Qty	Certification
LD68	120x60x16mm	100-240V	>0.5/>0.9	12V/24V	24W/22W	6	CE/CCC/ETL
LD70	170x60x16mm	100-240V	>0.5/>0.9	12V/24V	45W/48W	6	CE/CCC/ETL
LD71	254x60x16mm	100-240V	>0.5/>0.9	12V/24V	60W	6	CE/CCC/ETL
LD72	308x61.5x16mm	100-240V	>0.95	12V/24V	90W/100W	6	CE/CCC/ETL

## Connecting



## Characteristics

- Ultra-thin shell design, the thickness is only 16mm;
- The product complies with safety standards and obtains a CCC,ETL certificate;
- Multi-port design, more flexible and convenient;
- Wide voltage design to meet the needs of power grids in various countries;

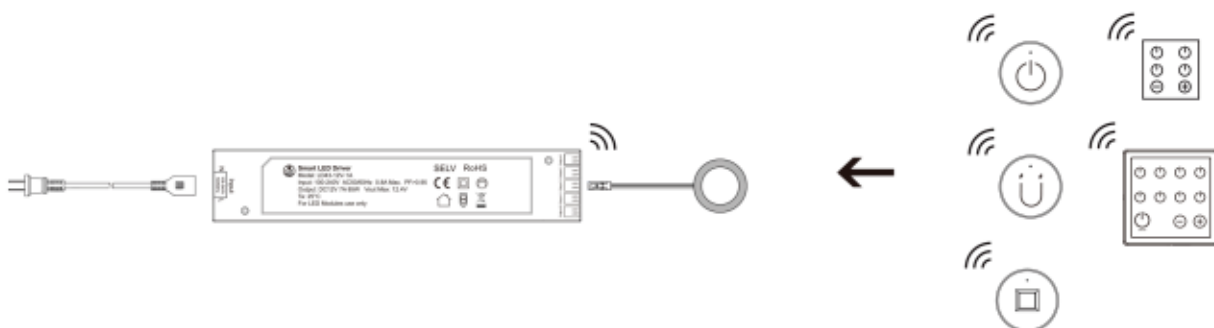


## TEST MARKS AND SYMBOLS



# Wireless control system

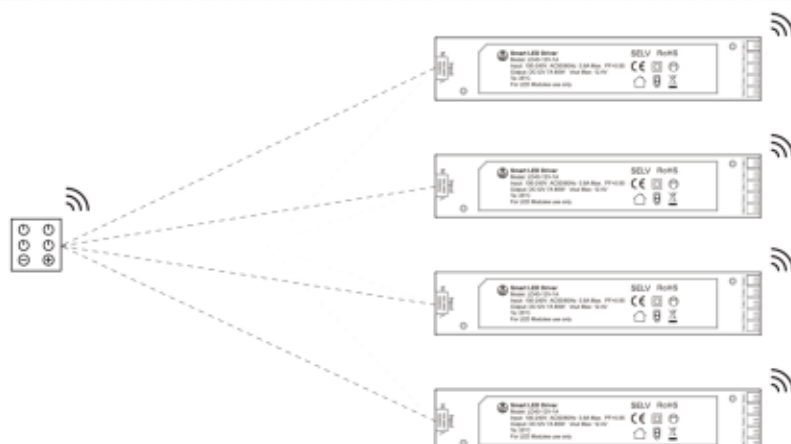
VST wireless connection solution



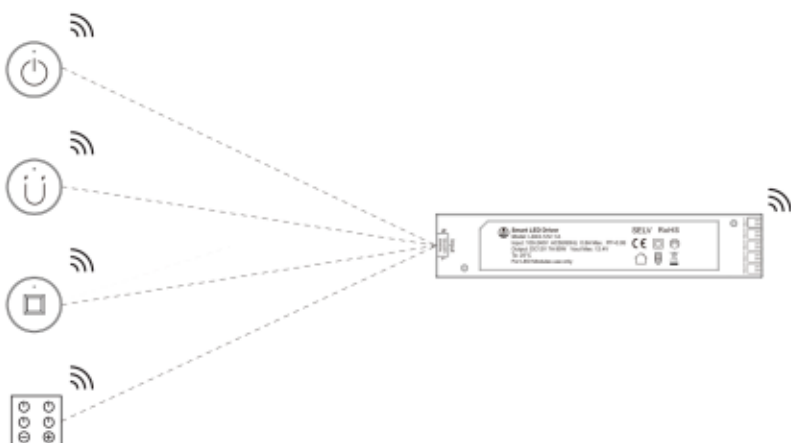
## VST wireless connection solution for multi-white



## One to many



## Many to one



# Door Sensor Switches



Item No:ID01

## Single door sensor switch



### ID01

- >Dimension:  $\phi 15 \times 12\text{mm}$
- >Power: 12V-60W/24V-120W
- >Current loading: Max 5A
- >Sensing distance: 30-80mm
- >Color: Silver/black
- >Sensing head: 1
- >Standby power: 0.2W
- >Installation: Recessed mounted

Item No:ID05

## Double door sensor switch



### ID05

- >Dimension:  $\phi 15 \times 12\text{mm}$
- >Power: 12V-60W/24V-120W
- >Current loading: Max 5A
- >Sensing distance: 30-80mm
- >Color: Silver/black
- >Sensing head: 2
- >Standby power: 0.2W
- >Installation: Recessed mounted

Item No:ID08

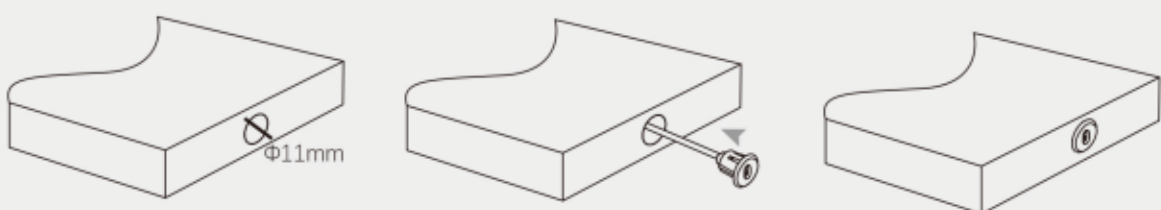
## Three door sensor switch



### ID08

- >Dimension:  $\phi 15 \times 12\text{mm}$
- >Power: 12V-60W/24V-120W
- >Current loading: Max 5A
- >Sensing distance: 30-80mm
- >Color: Silver/black
- >Sensing head: 3
- >Standby power: 0.2W
- >Installation: Recessed mounted

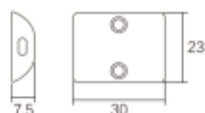
## Installation



# Door Sensor Switches

Item No:ID02

## Single door sensor switch

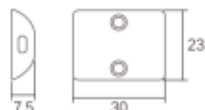


### ID02

- >Dimension: 30\*23\*7.5mm
- >Power: 12V-60W/24V-120W
- >Current loading: Max 5A
- >Sensing distance: 30-80mm
- >Color: Silver/black
- >Sensing head: 1
- >Standby power: 0.2W
- >Installation: Surface mounted

Item No:ID06

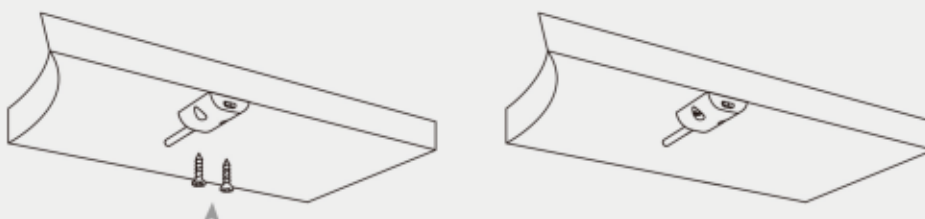
## Double door sensor switch



### ID06

- >Dimension: 30\*23\*7.5mm
- >Power: 12V-60W/24V-120W
- >Current loading: Max 5A
- >Sensing distance: 30-80mm
- >Color: Silver/black
- >Sensing head: 2
- >Standby power: 0.2W
- >Installation: Surface mounted

## Installation

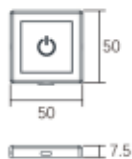


# Door Sensor Switches



Item No:ID03

## Single door sensor switch



### ID03

- >Dimension: 50\*50\*7.5mm
- >Power: 12V-30W/24V-60W
- >Current loading: Max 3A
- >Sensing distance: 30-80mm

- >Color: Silver
- >Sensing head: 1
- >Standby power: 0.2W
- >Installation: Surface mounted

Item No:ID12

## Single door sensor switch



### ID12

- >Dimension: Ø12\*12mm
- >Power: 12V-30W/24V-60W
- >Current loading: Max 3A
- >Sensing distance: 30-80mm

- >Color: Silver/black
- >Sensing head: 1
- >Standby power: 0.2W
- >Installation: Recessed mounted

Item No:ID16

## Double door sensor switch



### ID16

- >Dimension: Ø12\*12mm
- >Power: 12V-30W/24V-60W
- >Current loading: Max 3A
- >Sensing distance: 30-80mm

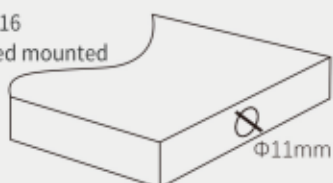
- >Color: Silver/black
- >Sensing head: 2
- >Standby power: 0.2W
- >Installation: Recessed mounted

## Installation

ID03  
Surface mounted



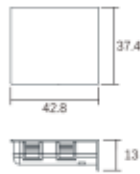
ID12/ID16  
Recessed mounted



# Door Sensor Switches

Item No:ID20

## Double door sensor switch



### ID20

>Dimension: 42.8\*37.4\*13mm

>Power: 12V-60W/24V-120W

>Current loading: Max 5A

>Sensing distance: 2-60mm

>Color: Black

>Sensing head: 2

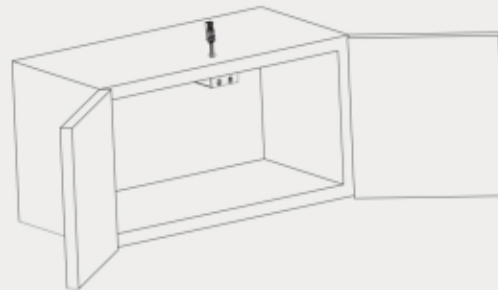
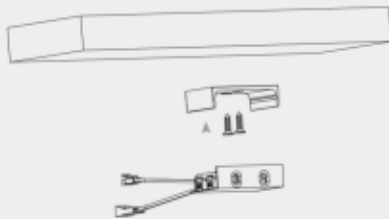
>Degree of protection: IP20

>Installation: Surface or

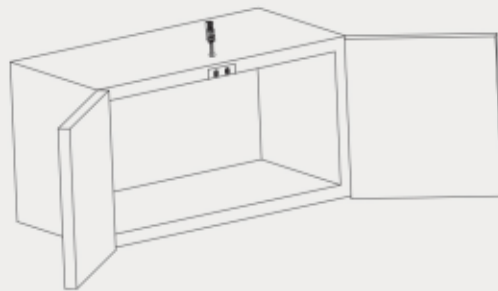
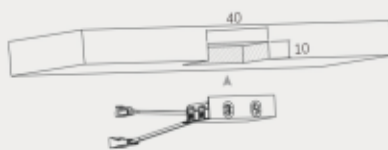
recessed mounted

## Installation

### Surface mounted



### Recessed mounted



# Hand Wave Sensor Switches



Item No: IH01

## Single hand wave sensor switch



### IH01

- >Dimension:  $\varnothing 15 \times 12\text{mm}$
- >Power: 12V-60W/24V-120W
- >Current loading: Max 5A
- >Sensing distance: 30-100mm

- >Color: Silver/black
- >Sensing head: 1
- >Standby power: 0.2W
- >Installation: Recessed mounted

Item No: IH13

## Double hand wave sensor switch



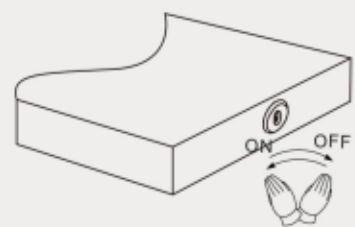
### IH13

- >Dimension:  $\varnothing 15 \times 12\text{mm}$
- >Power: 12V-60W/24V-120W
- >Current loading: Max 5A
- >Sensing distance: 30-100mm

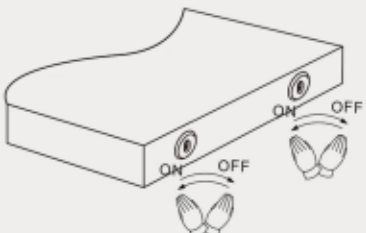
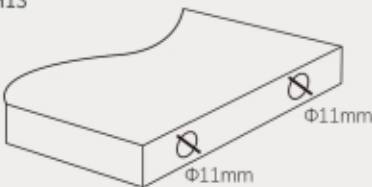
- >Color: Silver/black
- >Sensing head: 2
- >Standby power: 0.2W
- >Installation: Recessed mounted

## Installation

IH01



IH13





# Hand Wave Sensor Switches

Item No:IH02

## Single hand wave sensor switch



### IH02

- >Dimension: 30\*23\*7.5mm
- >Color: Silver/black
- >Power: 12V-60W/24V-120W
- >Sensing head: 1
- >Current loading: Max 5A
- >Standby power: 0.2W
- >Sensing distance: 30-100mm
- >Installation: Surface mounted

## Accessories



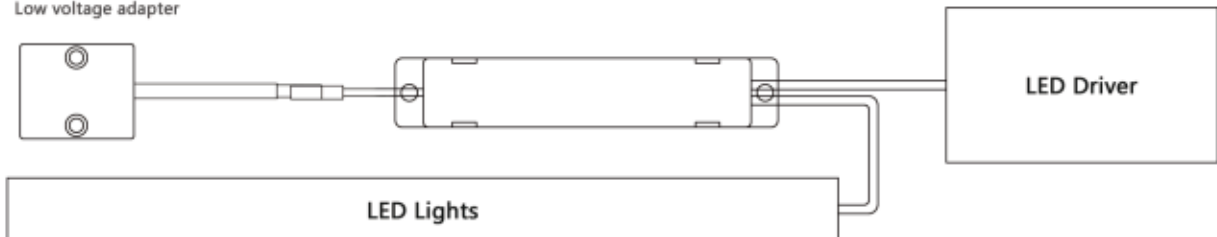
Low voltage adapter



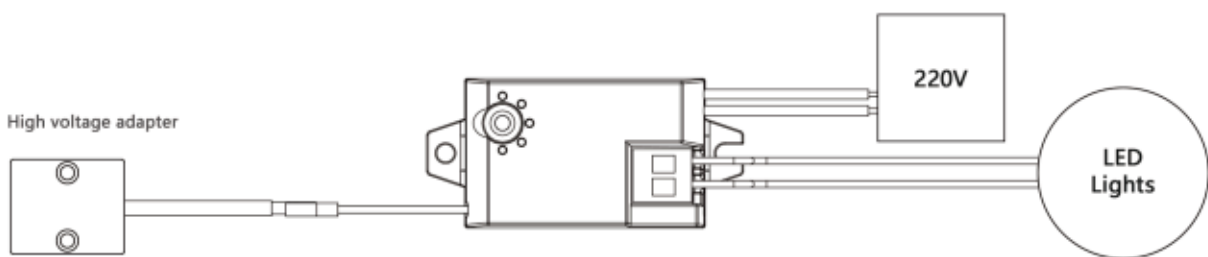
High voltage adapter

## Connection diagram

### Low voltage adapter

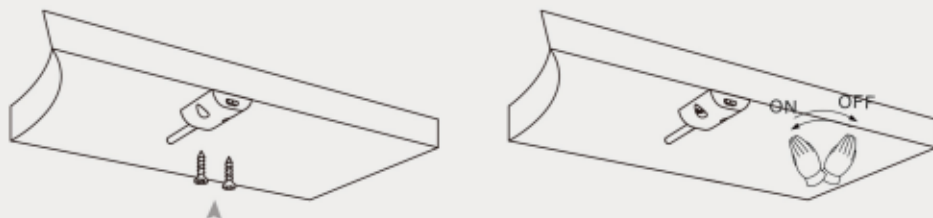


### High voltage adapter



## Installation

### IH02



# Hand Wave Sensor Switches



Item No: IH03

## Hand wave sensor switch



### IH03

- >Dimension:  $\varnothing 55 \times 8$ mm
- >Power: 12V-30W/24V-60W
- >Current loading: Max 3A
- >Sensing distance: 30-100mm
- >Color: Silver/black
- >Sensing head: 1
- >standby power: 0.2W
- >Installation: Surface mounted

Item No: IH04

## Hand wave sensor switch




### IH04

- >Dimension: 50\*50\*7.5mm
- >Power: 12V-30W/24V-60W
- >Current loading: Max 3A
- >Sensing distance: 30-100mm
- >Color: Silver/black
- >Sensing head: 1
- >standby power: 0.2W
- >Installation: Surface mounted

Item No: IH16

## Space hand-wave sensor switch

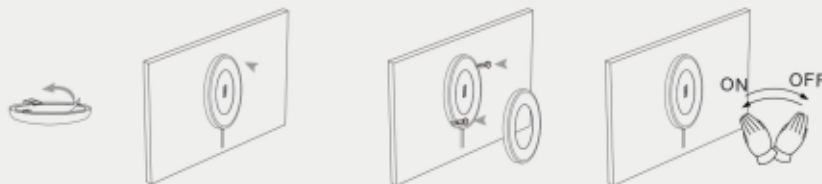


### IH16

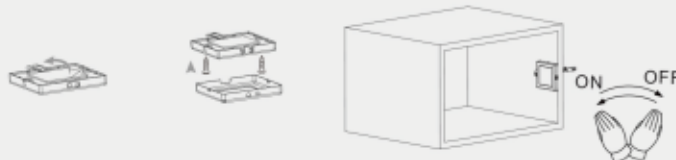
- >Dimension: 51\*51\*7mm
- >Power: 12V-60W/24V-120W
- >Current loading: Max 5A
- >Sensing distance: <28mm
- >Color: Silver/black
- >Sensing distance: <28mm
- >Installation: Surface mounted

## Installation

IH03  
Double sided tape fixed  
Screw fixed



IH04  
Double sided tape fixed  
Screw fixed



IH16  
Double sided tape fixed



# PIR Sensor Switches

Item No:PR01

## PIR sensor switch



### PR01

- >Dimension:  $\varnothing 18 \times 12$ mm
- >Power: 12V-60W/24V-120W
- >Current loading: Max 5A
- >Sensing distance: 3000mm
- >Color: Silver/black
- >Sensing head: 1
- >Standby power: 0.01W
- >Installation: Recessed mounted

Item No:PR11

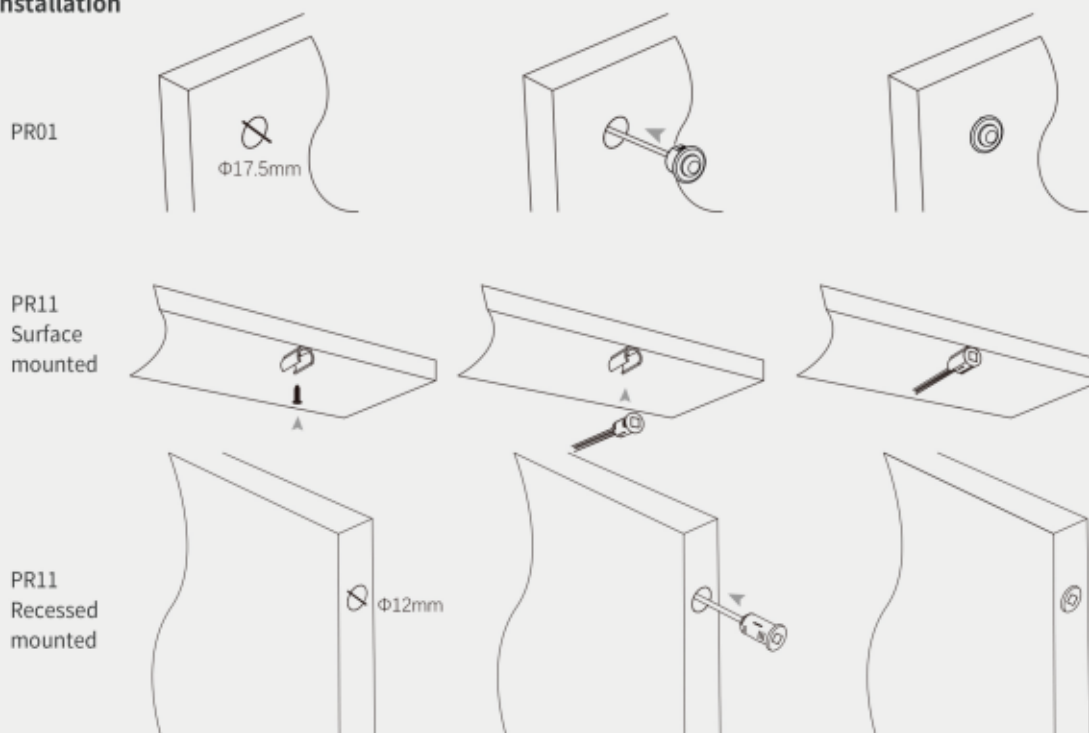
## PIR sensor switch



### PR11

- >Dimension:  $\varnothing 15 \times 25$ mm
- >Power: 12V-60W/24V-120W
- >Current loading: Max 5A
- >Sensing distance: 3000mm
- >Color: Silver/black
- >Sensing head: 1
- >Standby power: 0.01W
- >Installation: Surface or recessed mounted

## Installation

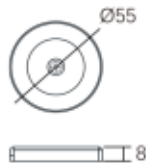


# PIR Sensor Switches



Item No:PR02

## PIR sensor switch



### PR02

- >Dimension:  $\phi 55 \times 8$ mm
- >Power: 12V-30W/24V-60W
- >Current loading: Max 3A
- >Sensing distance: 3000mm

- >Color: Silver
- >Sensing head: 1
- >Standby power: 0.01W
- >Installation: Surface mounted

Item No:PR02S

## PIR sensor switch (Light sensor)



### PR02S

- >Dimension:  $\phi 55 \times 8$ mm
- >Power: 12V-30W/24V-60W
- >Current loading: Max 3A
- >Sensing distance: 3000mm

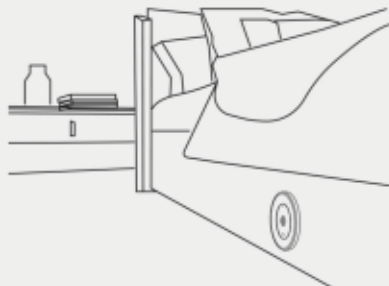
- >Color: Silver
- >Sensing head: 1
- >Standby power: 0.01W
- >Installation: Surface mounted

## Installation

PR02  
Surface  
mounted



PR02S  
Surface  
mounted



# Touch Dimmer Sensor Switches

Item No:TS01

## Touch dimmer sensor switch



### TS01

- >Dimension:  $\varnothing 15 \times 25$ mm
- >Power: 12V-30W/24V-60W
- >Current loading: Max 3A
- >Sensing modes: Multiple control modes
- >Color: Black/white
- >Sensing head: 1
- >Standby power: 0.01W
- >Installation: Recessed mounted

Item No:TS13

## Double touch dimmer sensor switch

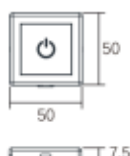


### TS13

- >Dimension:  $\varnothing 15 \times 25$ mm
- >Power: 12V-30W/24V-60W
- >Current loading: Max 3A
- >Sensing modes: Multiple control modes
- >Color: Black/white
- >Sensing head: 2
- >Standby power: 0.01W
- >Installation: Recessed mounted

Item No:TS02

## Touch dimmer sensor switch



### TS02

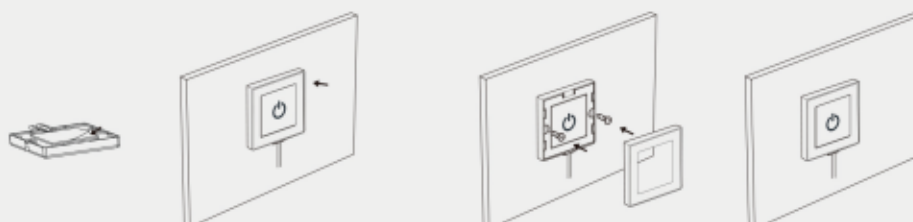
- >Dimension: 55\*55\*7.5mm
- >Power: 12V-30W/24V-60W
- >Current loading: Max 3A
- >Sensing modes: Multiple control modes
- >Color: Silver/black
- >Sensing head: 1
- >Standby power: 0.01W
- >Installation: Surface mounted

## Installation

TS01/TS13  
Recessed  
mounted



TS02  
Surface  
mounted

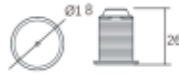


# Touch Dimmer Sensor Switches



Item No:TS03

## Touch dimmer sensor switch



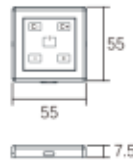
### TS03

- >Dimension:  $\varnothing 18 \times 26\text{mm}$
- >Power: 12V-60W/24V-120W
- >Current loading: Max 5A
- >Sensing modes: Multiple control modes

- >Color: Silver/black
- >Sensing head: 1
- >Standby power: 0.01W
- >Installation: Recessed mounted

Item No:TS25

## Touch dimmer sensor switch



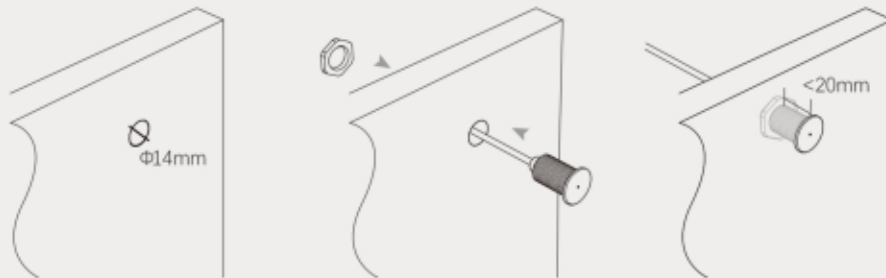
### TS25

- >Dimension: 55\*55\*7.5mm
- >Power: 12V-30W/24V-60W
- >Current loading: Max 3A
- >Color: Silver/black

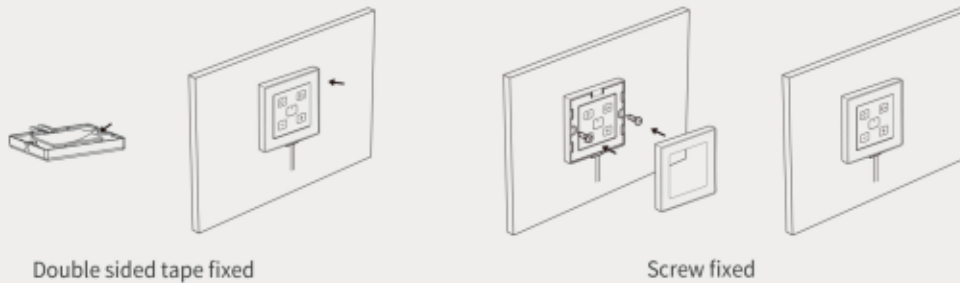
- >Sensing head: 1
- >Standby power: 0.01W
- >Installation: Surface mounted

## Installation

TS03  
Recessed  
mounted



TS25  
Surface  
mounted




Double sided tape fixed

Screw fixed

# Touch Dimmer Sensor Switches

Item No:TS32

## Spacer touch sensor switch



### TS32

- >Dimension: 51\*51\*7mm
- >Power: 12V-60W/24V-120W
- >Current loading: Max 5A

- >Color: Silver/black
- >Sensing distance: <25mm
- >Installation: Surface mounted

Item No:TS33

## Touch dimmer sensor switch



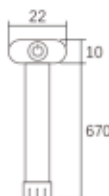
### TS33

- >Dimension:  $\varnothing 19 \times 12$ mm
- >Power: 12V-30W/24V-60W
- >Current loading: Max 3A
- >Color: Silver

- >Sensing head: 1
- >Degree of protection: IP20
- >Installation: Recessed mounted

Item No:TS34

## Membrane button switch



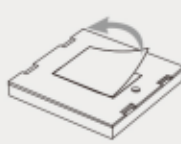
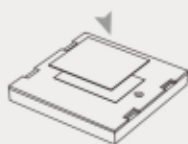
### TS34

- >Dimension: 22\*10\*0.5mm
- >Power: 12V-60W/24V-120W
- >Current loading: Max 5A
- >Color: Brown/Silver

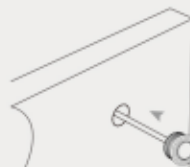
- >Sensing head: 1
- >Degree of protection: IP20
- >Installation: Surface mounted

## Installation


TS32  
Double sided  
tape fixed



TS33  
Recessed  
mounted



TS34  
Double sided  
tape fixed



# Wireless Sensor Switches



Item No:ID11

## Wireless door sensor switch(Magnetic)



### ID11

- >Dimension:  $\varnothing 40 \times 16$ mm
- >Power supply: CR3032 battery
- >Working voltage: 3V
- >Control numbers: 256 power supplies

- >Color: Silver/black/white
- >Battery working time: 12-24 months
- >Installation: Surface or recessed mounted

Item No:PR08

## Wireless PIR sensor switch



### PR08

- >Dimension:  $\varnothing 40 \times 16$ mm
- >Power supply: CR3032 battery
- >Working voltage: 3V
- >Control numbers: 256 power supplies

- >Color: Silver/black/white
- >Battery working time: 12-24 months
- >Installation: Surface or recessed mounted

Item No:TS14

## Wireless touch sensor switch



### TS14

- >Dimension:  $\varnothing 40 \times 16$ mm
- >Power supply: CR3032 battery
- >Working voltage: 3V
- >Control numbers: 256 power supplies

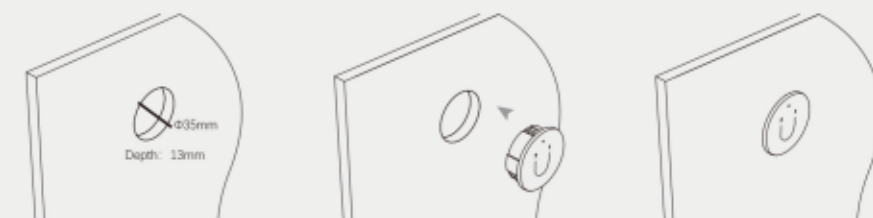
- >Color: Silver/black/white
- >Battery working time: 12-24 months
- >Installation: Surface or recessed mounted

## Installation

ID11/PR08/TS14  
Surface mounted



ID11/PR08/TS14  
Recessed mounted

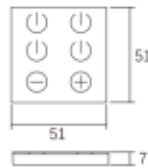




# Wireless Sensor Switches

Item No:TS15

## Wireless dimmer touch pad (4 channels)

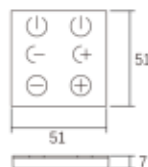


### TS15

- >Dimension: 51\*51\*7mm
  - >Color: Silver/black/white
  - >Power supply: CR3032 battery
  - >Battery working time: 12-24 months
  - >Working voltage: 3V
  - >Control numbers: 4 channels
  - >Installation: Surface mounted
- every channel can link with multi wireless receiver/driver

Item No:TS16

## Wireless dual-CCT dimmer touch pad (2 channels)



### TS16

- >Dimension: 51\*51\*7mm
  - >Color: Silver/black/white
  - >Power supply: CR3032 battery
  - >Battery working time: 12-24 months
  - >Working voltage: 3V
  - >Control numbers: 2 channels
  - >Installation: Surface mounted
- every channel can link with multi wireless receiver/driver

## Installation

Double sided tape fixed

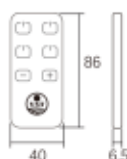


# Wireless Sensor Switches



Item No:TS23

## Wireless dimmer touch pad (4 channels)

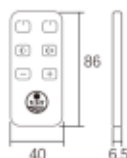


### TS23

- >Dimension: 86\*40\*6.5mm
- >Color: Black/white
- >Power supply: CR2025 battery
- >Battery working time: 9-18 months
- >Working voltage: 3V
- >Installation: Surface mounted
- >Control numbers: 4 channels
- every channel can link with multi wireless receiver/driver

Item No:TS24

## Wireless dual-CCT dimmer touch pad (2 channels)



### TS24

- >Dimension: 86\*40\*6.5mm
- >Color: Black/white
- >Power supply: CR2025 battery
- >Battery working time: 9-18 months
- >Working voltage: 3V
- >Installation: Surface mounted
- >Control numbers: 2 channels
- every channel can link with multi wireless receiver/driver

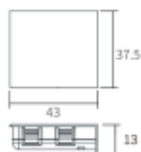
## Instructions



# Wireless PIR Sensor Switches

Item No:PR12

## PIR Sensor Switch



### PR12

- >Dimension: 43\*37.5\*13mm
- >Voltage: DC5V
- >Charging port: type-C
- >Sensing distance: 2000mm
- >Color: Black
- >Sensing head: 1
- >Installation: Surface or recessed mounted

## Installation

Surface mounted



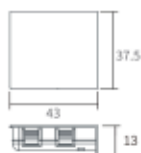
Recessed mounted



# Door Sensor Switches

Item No:ID21

## Double door sensor switch



### ID21

- >Dimension: 43\*37.5\*13mm
- >Voltage: DC5V
- >Charging port: type-C
- >Sensing distance: 30-50mm
- >Color: Black
- >Sensing head: 2
- >Degree of protection: IP20
- >Installation: Surface or recessed mounted

## Installation

Surface mounted



Recessed mounted



# Wireless Receivers



Item No:WL01-A/WL01-B



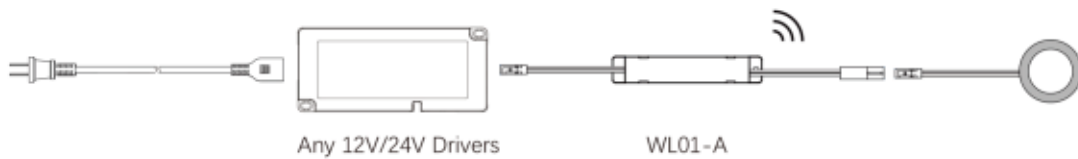
WL01-A



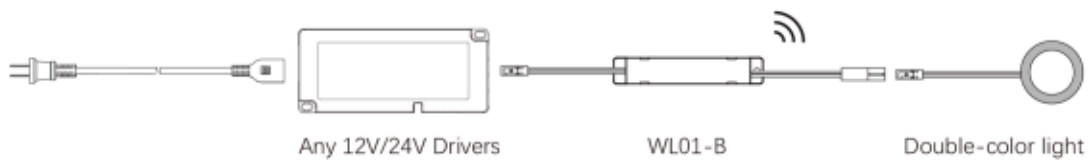
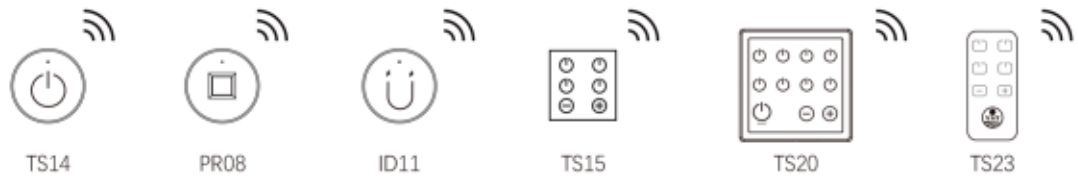
WL01-B

Item	Dimension	Input voltage	Power	Application
WL01-A	86*15*8mm	12-24V DC	12V-60W/24V-120W	Wifi dimmer adjust
WL01-B	86*15*8mm	12-24V DC	12V-60W/24V-120W	Wifi CCT adjust(3 -pin)

## Instructions



Single CCT wireless sensor switch



Wireless dual-CCT dimmer sensor switches



# Wireless Receiver

Item No:WL05-A/WL05-B/WL05-C



**WL05-A**

Wireless receiver box for 4 ports  
3 pin double-color light



**WL05-B**

Wireless receiver box for 6 ports  
2 pin double-color light


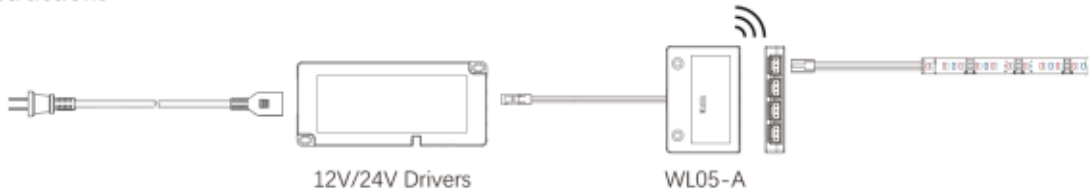


**WL05-C**

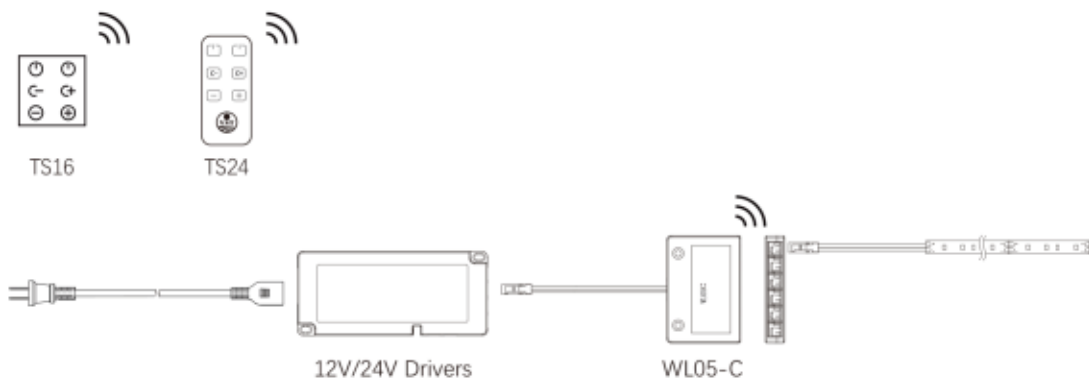
Wireless receiver box for 6 ports  
2 pin single-color light

Item	Dimension	Voltage	Loading current	Interface quantity
WL05-A	55*38*10mm	12V/24V	Max 3A per port	4
WL05-B	55*38*10mm	12V/24V	Max 3A per port	6
WL05-C	55*38*10mm	12V/24V	Max 3A per port	6

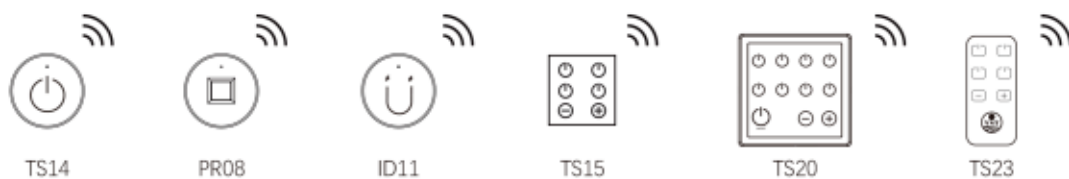
## Instructions



## Wireless dual-CCT dimmer sensor switches



## Single CCT wireless sensor switch



# Smart Voice Control System



Item No:WB01-A/WB01-B/WB01-C



**WB01-A**  
Smart Voice control (Multi-white)



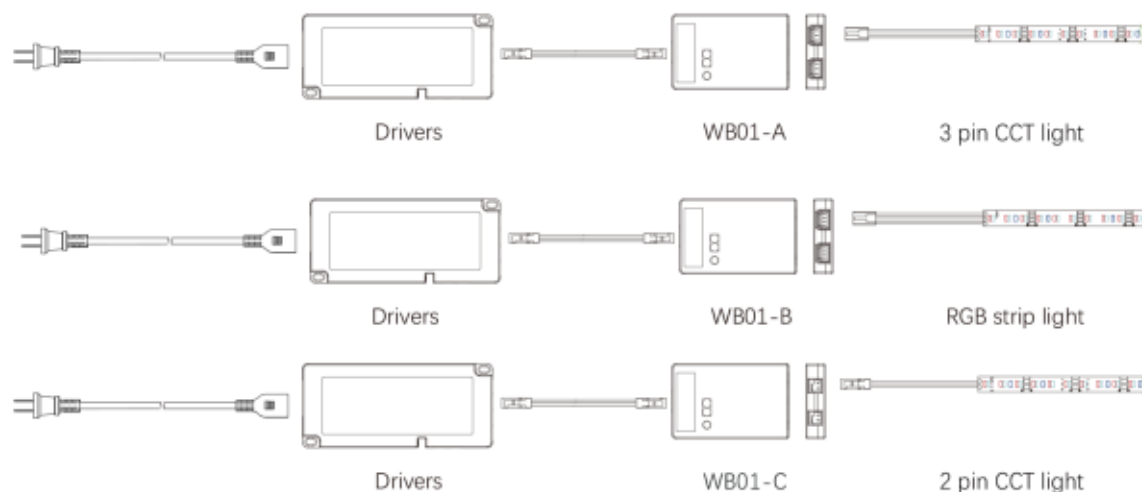
**WB01-B**  
Smart Voice control (RGB)



**WB01-C**  
Smart Voice control (Multi-white)

Item	Dimension	Voltage	Loading current	Interface quantity
WB01-A	58*41*13mm	12V/24V	Max 5A per port	2
WB01-B	58*41*13mm	12V/24V	Max 5A per port	2
WB01-C	58*41*13mm	12V/24V	Max 5A per port	2

## Instructions



Support voice control for smart speakers from Baidu , Alibaba , Tencent , Amazon and Google



Support mobile APP control



Support hand-wave sensor



Support button switch

# Accessories

Item No:LB01

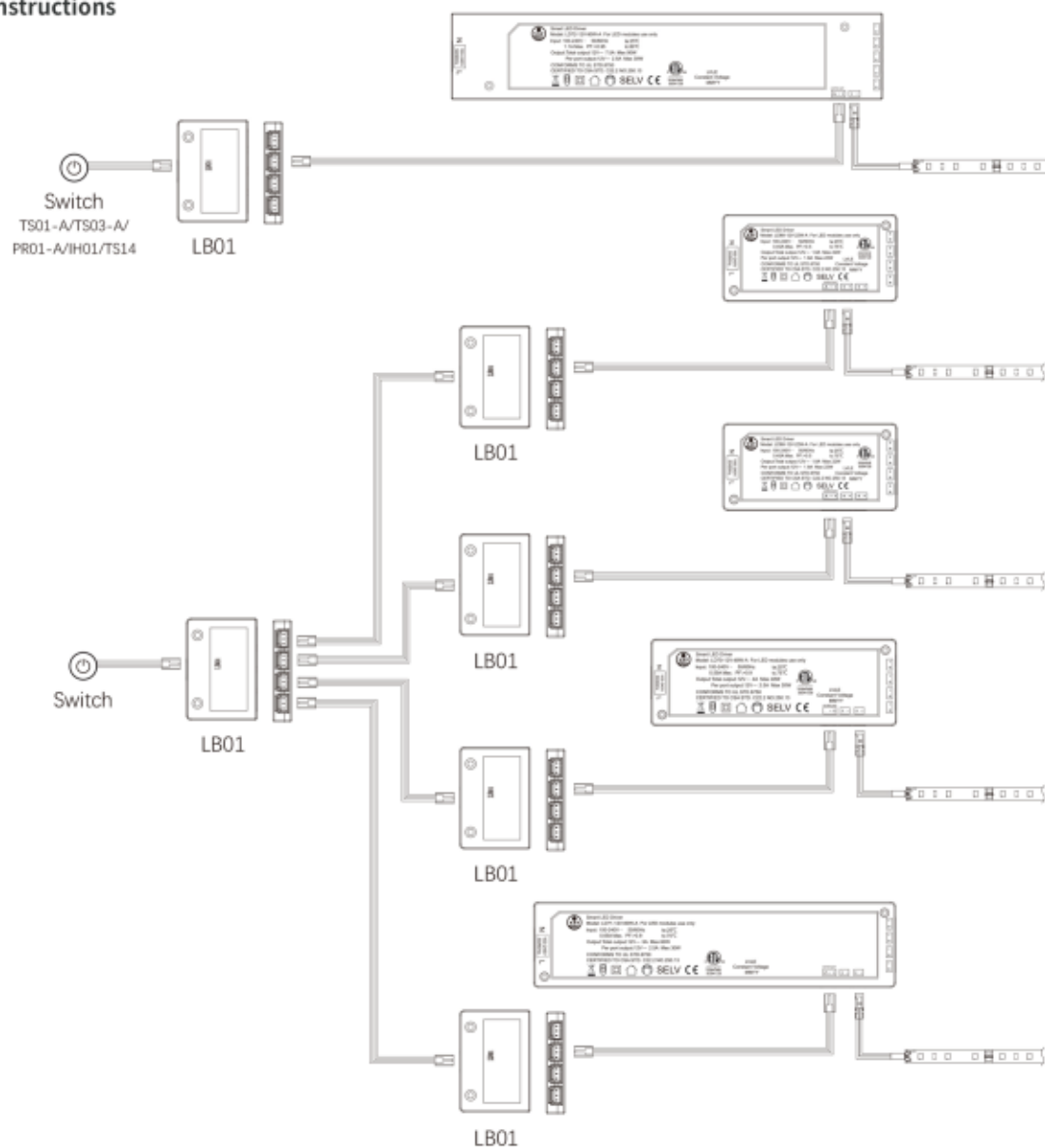


**LB01**

Multi driver-control box for 4 ports

Item	Dimension	Voltage	Loading current	Interface quantity
LB01	55*38*10mm	12V/24V	Max 1A per port	4

## Instructions



# Accessories



Item No:CC37/CC44/CC32



**CC37**

Distributors for 3 ports



**CC44**

Distributors for 4 ports



**CC32**

Distributors for 6 ports

Item	Dimension	Voltage	Loading current	Interface quantity
CC37	34.5*38*10mm	12V/24V	Max 3A per port	3
CC44	41.5*38*10mm	12V/24V	Max 3A per port	4
CC32	58.5*38*10mm	12V/24V	Max 3A per port	6

Item No:CC27-1/CC27-2



**CC27-1**

Extension cable for 1 meter



**CC27-2**

Extension cable for 2 meter

Item	Length	Applications	Loading current
CC27-1	1m	Suitable for all the 12V lights	Max 3A
CC27-2	2m	Suitable for all the 12V lights	Max 3A



# Connector kit for SMD/COB LED strip light

Item NO: CC29/CC30/CC68-8/CC69-5

Connector kit for SMD led strip light 10mm width compatible with FS25, FS27, FS31, FS35









CC29



CC30

Solderless COB LED strip connector kit (COB mini crystal buckle)
















Width	fast connect cable	gapless/splice connector	L-shaped/corner connector
8mm	 CC68-8-A	 CC68-8-B	 CC68-8-C
5mm	 CC69-5-A	 CC69-5-B	 CC69-5-C

# Icon Instructions

 Use in door	<b>IP20</b> Waterproof Rate	 12V DC	 Protection class III	 General combustible surface	 2M symbol
 CE Certification	<b>RoHS</b> RoHS Certification	 ETL Certification	 GS Certification	 3C Certification	 Light Angle
 2835 LED Chips	 5mm PCB Width	 Multi-white	 3000K 4000K 6500K Color Temperature		

# Icon Certification Instructions

 RGB is the abbreviation for red, green and blue. Almost any colour combination can be created from the three primary colours.	 Protection class II
 Multi-white. The colour temperature of the light changes from warm white to cool white.	 Protection class III
 TÜV seal of quality	 Installation permitted on or in furniture, whose ignition properties are unknown.
 Confirmation from manufacturer that the product complies with the product-specific applicable European norms and standards.	 Lights to be used indoors only. Not to be used outdoors!
<b>RoHS</b> Restriction of Hazardous Substances(EU directive 2011/65/EU).	 Waste of Electrical and Electronic Equipment. Do not dispose of in residential waste!
 ETL is the certification required for products exported to the United States and Canada	<b>SELV</b> Safety Extra Low Voltage
 China Compulsory Certification	 Short-circuit proof with safety isolation
 Independent operating unit for use outside of light without additional cover.	

# Technical Terms

## Illuminance

The illuminance is the luminous flux (lm) in relation to a surface (m<sup>2</sup>) and it is indicated in Lux (lx). It is used to measure the brightness with which a surface is illuminated.

## Colour temperature

The colour temperature is a specification of the colour appearance of a white light source and is measured in Kelvin (K). The lower the colour temperature, the warmer the light colour; the higher the colour temperature, the cooler the light colour.

## Colour rendering index CRI

The colour rendering index is a parameter that can be used to compare the colour rendering quality of light sources at the same colour temperature. The higher the value, the better the colour rendering.

## Luminous efficacy

The luminous efficacy is the ratio of the luminous flux and the wattage absorbed. It is used to measure the operating efficiency of the light source. It is indicated in Lumen per Watt (lm/W).

## Luminous flux

It is indicated in Lumen (lm). The luminous flux indicates the light output, i.e. the quantity of light a source emits. The value may be subject to measurement and production-related fluctuations of  $\pm 10\%$ . The higher the value, the better the colour rendering.



---

**Country: China**

**Shenzhen VST Lighting Co.,Ltd.**

Telephone: +86 0755 2885 5166

Website: [www.vstled.com](http://www.vstled.com)

E-mail: [sales@vstled.cn](mailto:sales@vstled.cn)

Address: No.17, Century Industrial Zone  
Pinghu Town, Longgang District, Shenzhen City, P.R.C.

**Country: USA**

**VST Global LLC**

Telephone: +1 949 656 9926

Website: [www.vstled.com](http://www.vstled.com)

E-mail: [sales@vstled.com](mailto:sales@vstled.com)

Address: 17150 Newhope St #409, Fountain  
Valley, CA 92708, United States