



Cleaning the Orifice


1. Remove the cooking grills
2. Undo the nut holding the burner to the mounting bracket




3. Pull the burner to the left and up to remove.



4. Undo the 3 screws holding the regulator box to the unit



5. Using a small needle or drill bit, clean out the small hole in the end of the orifice.



6. Re-assemble the BBQ