

**valor**  
THE ORIGINAL  
RADIANT GAS FIREPLACE™  
[www.valorfireplaces.com](http://www.valorfireplaces.com)

# Linear Series



# Valor Performance. Linear Design.

At Valor we design unique fireplace products with a purpose.

Built on a strong foundation of continuous fireplace innovation, the Valor Linear Series welcomes the first of its kind, a wide-format fireplace that integrates linear design with impressive radiant heat technology.

Featuring leading edge, contemporary design our mission remains the same - provide the efficient comfort, advanced controllability, distinct quality and superior heating performance that Valor owners' have relied on for decades, even when the power goes out.


Blending clean, functional design and installation versatility, each Valor linear model fits seamlessly into contemporary room settings with ease.

Engineered to enhance flame depth and width without sacrificing efficiency, the specialized Valor burner projects radiant warmth - where you want it, when you want it.

Soothing, relaxed flames illuminate the natural fire elements while creating a casual and comfortable atmosphere.

A selection of complimentary surrounds extends the linear composition, or simplify with the 1" trim kit option for a seamless transition when finishing to any wall surface.

Highly efficient and reliable home heaters, the Linear Series combines renowned Valor function with true contemporary form.





L1 2-Sided Fireplace with Long Beach Driftwood, Fluted Black Liner and 1" Finishing Trim in Black Powder Coat

# The Linear Series Collection

## L1

Versatile in function and design, clean lines enhance 40" of fireplace viewing area. Comfortable in a variety of interior spaces, both welcoming and intimate, the L1 integrates linear styling with effective Valor heating technology.

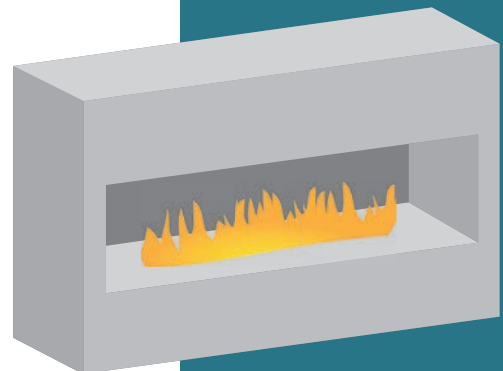
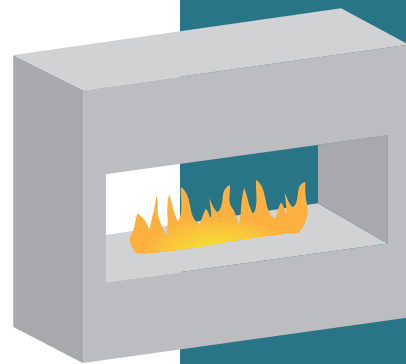
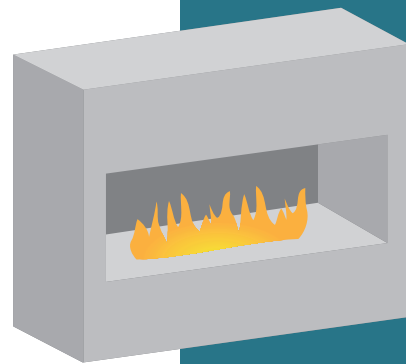
## L1

(2-Sided)

A seamless transition between architectural spaces, the L1 2-Sided boasts the same widescreen proportions as the highly successful L1 Series. Connect living spaces with Valor warmth, design and reliable home comfort.

## L2

A bold statement in any living space, the L2 is luxury fireplace design at its finest. An impressive 50" linear viewing area highlights magnificent flames within. Beautiful radiance on both high flame and low glowing embers, the L2 combines Valor efficiency and heat performance with the latest in contemporary styling.





L2 Fireplace with Murano Decorative Glass, Fluted Black Liner and 1" Finishing Trim in Black Powder Coat



# Long Beach Firebed

---

Over time, coastal shores form natural landscapes. Changing tides welcome dramatic weather, continuously evolving unique ecosystems. The Long Beach fire portrays raw, coastal elements, welcoming you to a state of warmth and relaxation.



# Murano Glass Firebed

---

“Fire on water” inspired the Murano design - a tribute to centuries of Italian artisan glassmakers. Black and azura decorative glass illuminates flames within, casting reflections on a stunning glass base. The Murano fire is also available in a clear beaded glass design (1512MBS) for the L1 & L1 2-Sided models.

# Surround Finishes

Surround options (for the L1, L1 2-Sided and L2) include the same finishes - black, bronze and brushed nickel. Shown below, each finish integrates clean design with product versatility.

The L1 fireplace surround is 3.5" wide and the L2 is 5-1/4" in width.

Also available, the Linear family includes a 1" finishing trim kit option in black, providing a seamless transition from your fireplace to the surrounding wall surface (shown in room setting right).



## Brushed Nickel Plated Surround

Shown with L1, Clear Beaded Firebed and Fluted Black Liner



## Bronze Powder Coat Surround

Shown with L1, Long Beach Firebed and Fluted Sand Liner



## Black Powder Coat Surround

Shown with L1 2-Sided, Murano Glass Firebed and Fluted Black Liner







L1 2-Sided Fireplace with Long Beach Driftwood, Fluted Black Liner and 1" Finishing Trim in Black Powder Coat



**1" Finishing Trim in Black Powder Coat**

Shown with L2, Murano Glass Firebed and Fluted Black Liner



**Brushed Nickel Plated Surround**

Shown with L2, Murano Glass Firebed and Reflective Glass Liner



**Bronze Powder Coat Surround**

Shown with L2, Long Beach Firebed and Reflective Glass Liner



**Black Powder Coat Surround**

Shown with L2, Long Beach Firebed and Fluted Black Liner

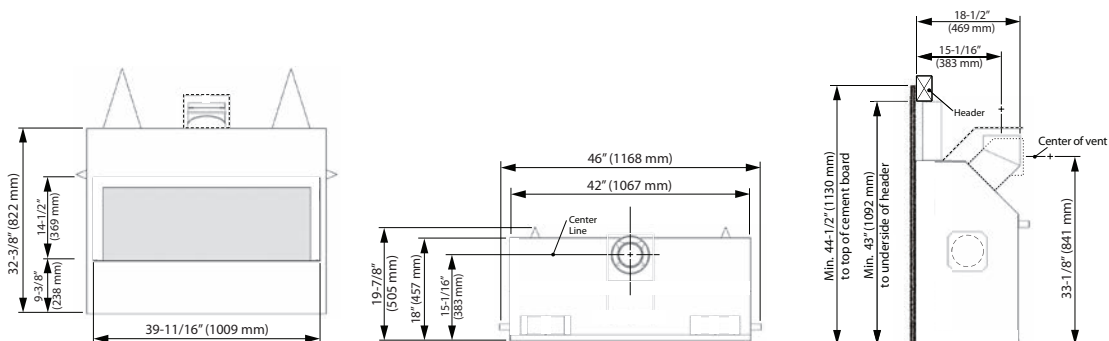
# L1 FIREPLACE COMPONENTS

<b>ENGINES</b>	1500IN	Direct Vent L1 Series Engine NG				
	1500IP	Direct Vent L1 Series Engine LPG				
<b>FUEL BEDS</b>	1505DWK	Long Beach Fire - Driftwood and River Rock				
	1510DGM	Murano Decorative Glass Fire - (Black & Azura Decorative Glass)				
	1512MBS	Beaded Glass Fire - (Clear Beaded Glass)				
<b>LINERS</b>	1515FBL	Fluted Black Liner				
	1520FSL	Fluted Sand Liner				
	1525RGL	Reflective Glass Liner				
<b>SURROUNDS</b>	1550LSB	3-1/2" Surround - Black Powder Coat (21-1/4" h X 46-3/16" w)				
	1550LSP	3-1/2" Surround - Brushed Nickel Plated (21-1/4" h X 46-3/16" w)				
	1550LSZ	3-1/2" Surround - Bronze Powder Coat (21-1/4" h X 46-3/16" w)				
	1555LFB	1" Adjustable Finishing Trim - Black Powder Coat (16-1/4" h X 41-1/2" w)				
<b>ACCESSORIES</b>	1156CLA	Co-Linear Adaptor Kit				
	1270RBK	Remote Blower Kit				
	1506DRK	Decorative Rock Kit (for use with 1505DWK or 1705DWK)				
	1565LLK	Lighting Kit (not recommended for use with the 1525RGL)				
	1595CFK	Circulating Fan Kit (Reduces temperature above unit where desired)				
	GV60BRK	1-Hour Shut Down Handset				
	GV60NTK	Non-Thermostat Handset				
<b>MODEL/ FUEL</b>	Model	Fuel	Max. Input BTU/hr	Min. Input BTU/hr	EnerGuide Rating*	Max. Output* (w/out fan) BTU/hr
	1500IN	NG	30,000	18,000	65.77%	21,705
	1500IP	LPG	28,000	18,500	66.45%	20,409

## L1 PRODUCT DIMENSIONS

FRAMING SPECS - 43"(h) x 46"(w) x 20"(d)

VENTING SPECS - No vent rise required for horizontal termination  
 - Total length of vent pipe cannot exceed 40 feet  
 - Maximum of 4 x 90 degrees elbows or equivalent  
 (2 x 45 degrees = 90 degrees)



## L1 2-SIDED FIREPLACE COMPONENTS



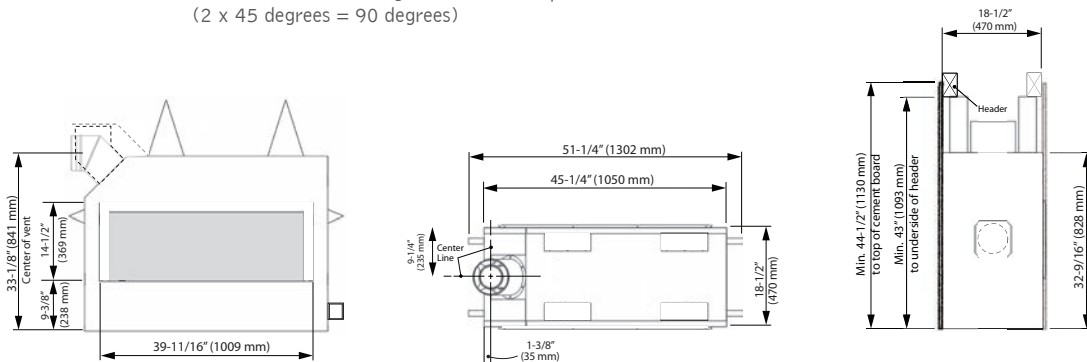
<b>ENGINES</b>	1600IN	L1 2-Sided Linear Engine Direct Vent NG				
	1600IP	L1 2-Sided Linear Engine Direct Vent LPG				
<b>FUEL BEDS</b>	1505DWK	Long Beach Fire - Driftwood and River Rock				
	1510DGM	Murano Decorative Glass Fire - (Black & Azura Decorative Glass)				
	1512MBS	Beaded Glass Fire - (Clear Beaded Glass)				
<b>LINERS</b>	1615FBL	Fluted Black Liner				
	1625EBL	Enamel Black Liner				
<b>SURROUNDS</b>	1550LSB	3-1/2" Surround - Black Powder Coat (21-1/4" h X 46-3/16" w)				
	1550LSP	3-1/2" Surround - Brushed Nickel Plated (21-1/4" h X 46-3/16" w)				
	1550LSZ	3-1/2" Surround - Bronze Powder Coat (21-1/4" h X 46-3/16" w)				
	1555LFB	1" Adjustable Finishing Trim - Black Powder Coat (16-1/4" h X 41-1/2" w)				
<b>ACCESSORIES</b>	1270RBK	Remote Blower Kit				
	1506DRK	Decorative Rock Kit (for use with 1505DWK or 1705DWK)				
	GV60BRK	1-Hour Shut Down Handset				
	GV60NTK	Non-Thermostat Handset				
<b>MODEL/ FUEL</b>	Model	Fuel	Max. Input BTU/hr	Min. Input BTU/hr	EnerGuide Rating*	Max. Output* (w/out fan) BTU/hr
	1600IN	NG	30,000	18,000	68.3%	22,116
	1600IP	LPG	26,000	18,500	68.7%	19,198

## L1 2-SIDED PRODUCT DIMENSIONS

FRAMING SPECS - 43"(h) x 51-1/4"(w) x 18-1/2"(d)

VENTING SPECS - Minimum 12" vertical run for horizontal termination

- Total length of vent pipe cannot exceed 40 feet
- Maximum of 4 x 90 degrees elbows or equivalent  
(2 x 45 degrees = 90 degrees)



## L2 FIREPLACE COMPONENTS

<b>ENGINES</b>	1700IN	L2 Linear Engine Direct Vent NG
	1700IP	L2 Linear Engine Direct Vent LPG
<b>FUEL BEDS</b>	1705DWK	Long Beach Fire - Driftwood and River Rock
	1710DGM	Murano Decorative Glass Fire - (Black & Azura Decorative Glass)
<b>LINERS</b>	1715FBL	Fluted Black Liner
	1725RGL	Reflective Glass Liner
<b>SURROUNDS</b>	1750LSB	5-1/4" Surround - Black Powder Coat (24-5/8"h X 59-1/2"w)
	1750LSP	5-1/4" Surround - Brushed Nickel Plated (24-5/8"h X 59-1/2"w)
	1750LSZ	5-1/4" Surround - Bronze Powder Coat (24-5/8"h X 59-1/2"w)
	1755LFB	1" Adjustable Finishing Trim - Black Powder Coat (16-1/4"h X 51-3/8"w)
<b>ACCESSORIES</b>	1156CLA	Co-Linear Adaptor Kit
	1270RBK	Remote Blower Kit
	1506DRK	Decorative Rock Kit (for use with 1505DWK or 1705DWK)
	1565LLK	Lighting Kit (not recommended for use with the 1725RGL)
	1595CFK	Circulating Fan Kit (Reduces temperature above unit where desired)
	GV60BRK	1-Hour Shut Down Handset
	GV60NTK	Non-Thermostat Handset

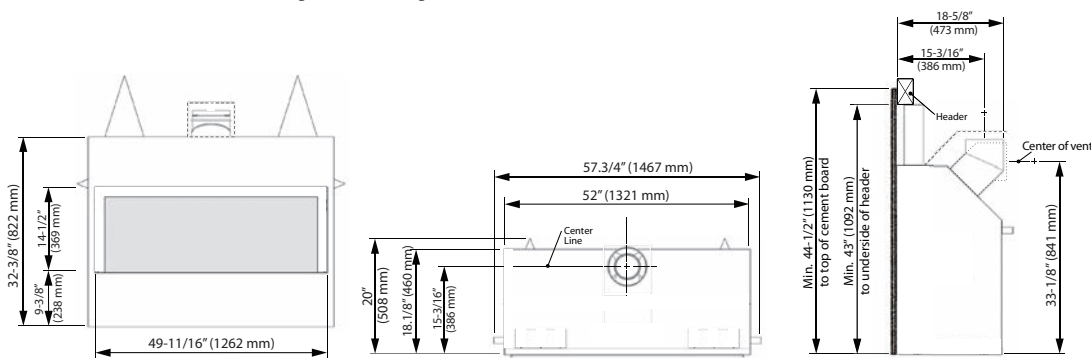
<b>MODEL/ FUEL</b>	Model	Fuel	Max. Input BTU/hr	Min. Input BTU/hr	EnerGuide Rating*	Max. Output* (w/out fan) BTU/hr
	1700IN	NG	36,000	19,000	66.9%	25,916
	1700IP	LPG	34,000	21,000	69.2%	25,347

## L2 PRODUCT DIMENSIONS

FRAMING SPECS - 43"(h) x 57-3/4"(w) x 20-1/8"(d)

VENTING SPECS - Minimum 12" vertical run for horizontal termination

- Total length of vent pipe cannot exceed 40 feet
- Maximum of 4 x 90 degrees elbows or equivalent  
(2 x 45 degrees = 90 degrees)



Designed and manufactured by:



Copyright Miles Industries Ltd. 2014

Proudly made in North America

BRLNR14E

Printed on recycled paper

Please Note: Printed images may vary from actual product.

Refer to the Linear Series engine manuals for product installation.

All product information is accurate at time of printing and is subject to change.

For more information visit [valorfireplaces.com](http://valorfireplaces.com)

# Valor SMARTFIRE SYSTEM

LUXURY. EFFICIENCY. QUALITY. CONVENIENCE. HEAT.



## VALOR COMFORT CONTROL

Standard with purchase, the Valor Comfort Control manages your heating needs with convenience, reliability and simplicity. Valor's touch button handset ignites the pilot with ease, adjusts flame levels as desired and has programmable options including room temperature control. Eco-friendly in design, your pilot flame will automatically turn off if the fireplace is inactive for over 5 days, saving energy and lowering overall home heating costs.



## THE COMFORT ZONE

Pumping forced air heat through your entire home is often inefficient. Targeting specific areas that you frequent the most is more economical and efficient in the long run. Zone heating with a Valor requires no ducting or forced air, delivering the perfect blend of radiant and convective warmth – where you want it, when you want.



## RADIANT WARMTH

Like heat from the sun, Valor fireplaces distribute radiant warmth directly to your living space. Radiant heat satisfies human comfort needs, using up to 25% less energy compared to traditional forced air systems. Valor warmth effectively replaces the chill from cold windows and doors, providing steady, even heat to objects in the room. Designed to naturally circulate warm air through convection, the Linear Series raises "decorative widescreen" fireplace standards in heat efficiency.



## HEAT DURING A POWER FAILURE - NO POWER, NO PROBLEM

If the power fails in the winter your home can get cold fast. Valor fireplaces are fully functional heaters that don't use electricity. Our fireplaces provide the perfect mixture of radiant and convective heat eliminating the need for a noisy, inefficient fan. No power, no problem with Valor.



## BURN CLEAN, ENGINEERED GREEN

Natural gas is the cleanest fireplace fuel you can burn, with the lowest particulate levels and lowest levels of greenhouse gases. Valor specializes in the design of cost effective, heat solutions for your home.



## FIREPLACE SAFETY - USE RADIANT HEAT SAFELY

Fireplace surfaces, in particular the glass viewing window, are extremely hot during operation and will remain hot for a period of time after the fireplace is turned off. Contact with the hot glass can cause severe burns. Close adult supervision is required if there are young children, or at-risk individuals in the house.

Included with your purchase, a Valor Barrier Screen is recommended at all times. Install an approved aftermarket safety gate to keep toddlers, young children and at-risk individuals a safe distance from the fireplace.

For more information please visit [www.valorfireplaces.com/safety](http://www.valorfireplaces.com/safety).



L1 Fireplace with Long Beach Fire, Fluted Black Liner & 3.5" Surround in Bronze Powder Coat

**valor** THE WISE WAY TO HEAT

Your Authorized Valor Dealer

**valor**  
THE ORIGINAL  
RADIANT GAS FIREPLACE™  
[www.valorfireplaces.com](http://www.valorfireplaces.com)  
BRLNR14E